



**GRAY
TOOLS**

The highest standard. Yours.



PRODUCT CATALOGUE

Better hand tools - a simple philosophy.

Having left home at 16, my grandfather travelled the world for many years before settling in Toronto, Canada. During his travels, he met a wide variety of tradesmen who earned their living with their hands and their tools every single day. He quickly learned that the quality of a man's work and his choice of tools were the difference between prosperity and poverty.

In 1912, he decided to establish Gray Tools and began manufacturing hand tools specifically for the accomplished professional. His early experiences taught him the value of maintaining close relationships with the users and the resellers who serviced them. The strength of these relationships and the mutual respect they created helped Gray Tools become the standard amongst these uncompromising users.

Today, over 100 years later the business continues to be built on relationships and trust. No different from generations before we continue to spend time with the people who use our tools and appreciate the difference a better hand tool makes when in their hands.

We are extremely proud to be the only industrial quality manufacturer of hand tools in Canada. Our goal is always to exceed your rigorous expectations for quality and reliability. We continue to deliver tools of the highest standard providing tradesman the confidence to perform and achieve exceptional results.

As we enter our second century in business, we look forward to being a part of your future projects, achievements, and successes.

Thank you for your loyalty.

Regards,

A handwritten signature in white ink, appearing to read "Alan Gray". The signature is fluid and cursive, with the first name "Alan" and the last name "Gray" clearly distinguishable.

Chairman

Gray Tools Canada Inc.

The highest standard. Yours.



GRAY TOOLS



TABLE OF CONTENTS

Master Sets	002
Tool Storage	014
Marquis Series	016
PRO+ Series	026
Specialty Storage	034
Utility Carts	036
Hand Boxes	038
Base Carriages	042
Tool Organizers	043
1000V Insulated Tools	046
Sockets & Attachments	062
1/4" Drive	064
3/8" Drive	076
1/2" Drive	102
3/4" Drive	129
1" Drive	139
1 1/2" Drive	145
2 1/2" Drive	148
Wrenches	150
Torque Wrenches	186
Hex Keys	190
Screwdrivers & Nut Drivers	202
Screwdriver Bits	216
Pliers, Snips & Cutters	218
Bolt Cutters	227
Grip-on® Locking Tools	238
Punches & Chisels	246
Pry Bars	256
Hammers	262
Vises	269
Clamps	271
Eyebolts	272
Material Handling Equipment	279
Beam Clamps	279
Chain Hoists	280
Lever Hoists	282
Trolleys	284
Pullers	286
Extractors, Rethreading & Tapping	300
Hacksaws & Utility Knives	306
Deburring	308
Cutting & Flaring	309
Plumbing Tools	312
Mirrors & Magnets	313
Automotive	318
Scrapers & Measuring	321
Marking	324
Replacement Parts	325
Hex Key Lengths Table	330
Alphabetical Index	331
Numerical Index	333

The Highest Sta

You are a professional who uses tools to create positive change. You work on extraordinary projects and make an impact on our daily lives. Your work, skills, and knowledge have earned you the respect of those around you. Others come to you for advice and use your work as the benchmark for a job exceptionally well done. People expect the best from you and you deliver.

The highest standard. Yours.



GRAY TOOLS

Standards. Yours.

How did you get here? It must be because of the higher standards and goals you set for yourself.

When it comes to your tools, you use the best, because you deserve the best. You've earned it.

We are honoured to be part of your success and look forward to meeting your higher standards for another 100 years.



The highest standard. Yours.



GRAY TOOLS



When only a Gray tool will do.

What sets accomplished professionals apart from the rest? The quality of their work, the magnitude of their projects, and the quality of the tools they are using. Since 1912 people who do extraordinary work use Gray tools. Whether it's a miner working miles underground or a mechanic working on a jumbo jet, we understand there are times you need extraordinary sizes, styles, shapes and lengths to get the job done. It's for this reason that we offer a large selection of unique tools such as our 60" pry bars, 8" sockets and 4" combination wrenches and strike free wrenches. In addition to in stock speciality tools throughout our history, we've manufactured countless custom tools for essential service providers such as Bell Canada, Ontario Hydro, Toronto Transit, General Electric and others.

Apart from offering a wide assortment of tools for nearly any industrial application, we have always stood behind our tools the same way you stand behind the quality of your work. We've spent over a century earning your trust. A trust that we value and have always supported with a lifetime guarantee.



The highest standard. Yours.



GRAY TOOLS



Your Higher Standards Include Exceptional Service.

Gray Tools is sold through a network of specialty retailers. For over 100 years Gray Tools have been used by most demanding users expecting professional grade quality and selection, dependability, and immediate availability. Fortunately these specific needs are exactly what our distribution partners have built their businesses on.

Our relationship with these specialist distributors goes beyond just product delivery. Gray Tools provides each specialist distributor with complete sales and service training seminars, ensuring each reseller understands how to properly select, use and service our tools. Having an understanding of these fundamentals is essential in providing the right tool for any job.

In addition to knowledgeable staff, you benefit from enhanced services such as broad inventories of specialty products, onsite delivery, and problem solving solutions that simply cannot be matched elsewhere.

Our tools are appreciated most by accomplished professionals, who simply want to own the best. You're one of them. To locate the retailer nearest you visit our website at www.graytools.com.

MASTER SETS

MS1835 835 Piece Complete SAE & Metric Master Set

Includes 93119 (Top Chest) and 93212 (Roller Cabinet)
MS1835-TO Tools Only



Contains:

Part No.	Description	Part No.	Description	Part No.	Description
1013S	3 pc. Aviation Snip Set	715	15" 1/2" Dr. Extension	K9	15" Mechanical Fingers
121-10F	10" Locking Plier	718S	2" 1/2" Dr. Extension	LT26R	13/16" 3/8" Dr. Spark Plug Socket
127	5" Slotted Screw Starter	720	20" 1/2" Dr. Extension	MC6	6mm Combination Wrench
15025	25 pc. 1/4" Dr. Socket Set SAE	73250	1/2" Torque Wrench 30-250 ft. lbs	MC7	7mm Combination Wrench
19014	14 pc. 1/4" Dr. Socket Set Metric	73303	3 pc. Assorted Pry Bar Set	MC8	8mm Combination Wrench
19212	12 pc. 1/4" Dr. Deep Socket Set	111-07	7" Locking Plier	MC11	11mm Combination Wrench
206	Retractable Utility Knife	81200	12" Magnesium Cutting Snip	MC14	14mm Combination Wrench
21221	5/8" Spark Plug Socket	81303	3 pc. Long Reach Plier Set	MC15	15mm Combination Wrench
212A	40 oz. Ball Pein Hammer	83839B	2 pc. Scraper Set	MC17	17mm Combination Wrench
212E	24 oz. Ball Pein Hammer	840	14" Brush Wire	MC20	20mm Combination Wrench
212G	16 oz. Ball Pein Hammer	85908A	8 pc. Assorted Screwdriver Set	MC219	19 pc. Metric Combination Wrench Set
25026	26 pc. 3/8" Dr. Socket Set	86980	8 pc. Precision Screwdriver Set	MDW7LCP	7 pc. 1/2" Dr. Hex Head Socket Set
25507	7 pc. 3/8" Dr. Universal Joint Socket Set	87133	Digital Multimeter	MF6	6" 1/4" Dr. Flex Extension
25607	7 pc. 3/8" Dr. Hex Head Socket Set	8740L	15" 1/2" Dr. Reversible Ratchet	MF8	7" 3/8" Dr. Flex Extension
25709	9 pc. 3/8" Dr. Torx® Socket Set	8799F	1/2" Dr. Flex Handle Ratchet	MRB50	5 pc. Metric Ratchet Box Wrench Set
2682HD	Heavy Duty Hacksaw	89931	17" to 26 1/2" Magnetic Pick Up Tool	P11T	11 pc. 1/2" Dr. Impact Socket Set
29011	11 pc. 3/8" Dr. Socket Set	91425A	Scratch Awl	P175	5" Phillips® Screw Starter
29211	11 pc. 3/8" Dr. Deep Socket Set	92129	29 pc. Drill Index Set 1/16" to 1/2"	P4-105A	5" 1/2" Dr. Impact Extension
29506	6 pc. 3/8" Dr. Metric U-Joint Socket Set	92340	40 pc. Tap & Die Set	P4-110A	10" 1/2" Dr. Impact Extension
29607	7 pc. 3/8" Dr. Metric Hex Socket Set	92440	40 pc. Metric Tap & Die Set	P4-140A	1/2" Dr. Impact Universal Joint
30506	9" Electrician's Slotted Screwdriver	92460	Pocket Clip Slotted Screwdriver	PCH-1	8" Punch & Chisel Holder
30608	11" Electrician's Slotted Screwdriver	94114	Plastic Socket Organizer	PH30	16 1/2" Rubber Mallet
30801A	3" Slotted Stubby Screwdriver	94220	3/8" Dr. 20 Peg Socket Organizer	PL11T	11 pc. 1/2" Dr. Deep Impact Socket Set
30805-TO	4 pc. 1/2" Dr. Ratchet & Attachment Set	94315	1/2" Dr. 15 Peg Socket Organizer	PO50A	4" Gear Puller Set
3108	1/4" Combination Wrench	94410	3/4" Dr. 10 Peg Socket Organizer	PO60A	6", 7" & 8" Gear Puller Set
3110	5/16" Combination Wrench	B10A	10" Slip Joint Plier	RB121A	#1 Stubby Square Recess Screwdriver
3111	1 1/32" Combination Wrench	B111	12 pc. Retaining Ring Plier Set	RB122A	#2 Stubby Square Recess Screwdriver
3138	1 3/16" Combination Wrench	B121	8 1/4" Crimper/Stripper Plier	S012	12" Heavy Duty Slotted Screwdriver
35015	15 pc. 1/2" Dr. SAE Socket Set	B212B	7 1/4" Lineman's Plier	SD14	1/4" Flexible Hand Driver
35215	15 pc. 1/2" Dr. 6 Pt. Socket Set	B230B	5 1/4" Needle Nose Plier	SE70C	7 pc. Screw Extractor Set
35606	6 pc. 1/2" Dr. Hex Head Socket Set	B232B	7 1/2" Needle Nose Plier	SF-2	32 oz. Dead Blow Power Hammer
35707	7 pc. 1/2" Dr. Torx® Socket Set	B239B	8" Bent Nose Plier	T30	9" 3/8" Dr. Flexible Handle Ratchet
35910	10 pc. 1/2" Dr. Deep U-Joint Impact Socket Set	B240B	5 1/4" Side Cut Plier	T36	7 3/4" 3/8" Dr. T-Handle Sliding Ratchet
39014	14 pc. 1/2" Dr. Socket Set	B246B	7" Side Cut Plier	T41	8" 3/8" Dr. Extension
39019	19 pc. 1/2" Dr. Socket Set	B295A	8" Flat Nose Duck Bill Plier	T42	6" 3/8" Dr. Hand Driver
39214	14 pc. 1/2" Dr. Socket Set	B45-10A	10" Adjustable Joint Plier	T5	12" 3/8" Dr. Extension
39218	18 pc. 1/2" Dr. Socket Set	B45-16A	16" Adjustable Joint Plier	T83	11" 3/8" Dr. Flexible Head Ratchet
405	1/2" Dr. Drag Link Socket	B45-7A	7" Adjustable Joint Plier	T9	16" 3/8" Dr. Speeder
4295	3/4" Dr. Universal Joint	B49	6 1/2" Wire Cutting Snip	TU19	19 pc. Combination Wrench Set
42506	6 pc. Adapter Set (1/4", 3/8", 1/2", 3/4")	B6A	6 3/4" Slip Joint Plier	TXS7A	7 pc. Torx® Screwdriver Set
5008LR	8 pc. Ratcheting Box Wrench Set	BRS1.5	24 oz. Brass Hammer	V17	1 1/4" Dr. Sliding T-Handle
50101A	3" No. 1 Phillips® Stubby Screwdriver	C20LR	20 pc. Punch & Chisel Set	V26	5 1/2" 1/4" Dr. Flexible Handle
50201A	3" No. 2 Phillips® Stubby Screwdriver	C2BDS	2 pc. Brass Drift Punch Set	V603	3" 1/4" Dr. Extension
63809	9 pc. Stubby Wrench Set	C406	C-Clamp 0-6" Capacity	V610	10" 1/4" Dr. Extension
64405	5 pc. Ratcheting Tube Wrench Set	C68	30" Pinch Bar		
64811	11 pc. Stubby Wrench Set	C69	36" Pinch Bar		
65306A	6" Adjustable Wrench	CF147	11 1/4" to 15 1/4" Telescopic Mirror		
65308A	8" Adjustable Wrench	CHS7A	7 pc. Nut Driver Set SAE		
65310A	10" Adjustable Wrench	CHS7MA	7 pc. Metric Nut Driver Set		
65312A	12" Adjustable Wrench	FG35A	35 Blade Feeler Gauge .0015 to .035		
65315A	15" Adjustable Wrench	FL3S	3 pc. Flare Wrench Set		
66108	8" Pipe Wrench	FLM5S	5 pc. Metric Flare Nut Wrench Set		
66110	10" Pipe Wrench	HD25-TO	25 pc. 3/4" Dr. Socket		
66114	14" Pipe Wrench	HD50	1 9/16" 3/4" Dr. Socket		
686	19 1/4" 1/2" Dr. Speeder	HD62	1 15/16" 3/4" Dr. Socket		
69813	13 pc. Long Arm Ball Hex Key Set	HD66	2 1/16" 3/4" Dr. Socket		
699	11" 1/2" Dr. Sliding T-Handle	HD68	2 1/8" 3/4" Dr. Socket		
69916	16 pc. Long Arm Ball Hex Key Set	HD72	2 1/4" 3/4" Dr. Socket		
127F06	6" Long Nose Locking Plier	HD74	2 5/16" 3/4" Dr. Socket		
		HD76	2 3/8" 3/4" Dr. Socket		
		IMD208K	6 pc. Impact Driver & Attachment Set		

MASTER SETS

MS1420 420 Piece SAE Master Set

Includes 93109 (TopChest) and 93211 (Roller Cabinet)
MS1420-TO Tools Only



Contains:

Part No. Description

1013S	3 pc. Aviation Snip Set
121-10F	10" Locking Plier
15025	25 pc. 1/4" Dr. Socket Set
16LR	9 pc. Miniature Open End Wrench Set 13/64" to 1/2"
20H	Softface Replacable Tips
20M	Softface Replacable Tips
21221	5/8" Spark Plug Socket
212A	40 oz. Ball Pein Hammer
212E	24 oz. Ball Pein Hammer
212G	16 oz. Ball Pein Hammer
25026	26 pc. 3/8" Dr. Socket Set
25507	7 pc. 3/8" Dr. Universal Joint Socket Set
25607	7 pc. 3/8" Dr. Hex Head Socket Set
25708	8 pc. 3/8" Dr. Torx® Socket Set
2682HD	Heavy Duty Hacksaw
30805-TO	5 pc. 1/2" Dr. Ratchet & Attachment Set
34-20200	1/8" Letter Hand Stamp
34-20541	1/8" Number Hand Stamp
35020	19 pc. 1/2" Dr. Socket Set
35215	15 pc. 1/2" Dr. Socket Set
35606	6 pc. 1/2" Dr. Hex Head Socket Set
405	1/2" Dr. Drag Link Socket
5000LR	5 pc. Ratcheting Box Wrench Set
64405	5 pc. Ratcheting Tube Wrench Set
65315A	15" Adjustable Wrench
66108	8" Pipe Wrench
66114	14" Pipe Wrench
686	19 1/4" 1/2" Dr. Speeder
68723	22 pc. S2 SAE Hex Key Set
69927	7 pc. S2 Torx® Hex Key Set
715	15" 1/2" Dr. Extension
72250	3/8" Dr. Torque Wrench 30 - 250 inch lbs.
73250	1/2" Torque Wrench 30 - 250 ft. lbs
734	1/2" Dr. Screwdriver Socket
73903	3 pc. Screwdriver Pry Bar Set
111-07	7" Locking Plier
81200	12" Light Weight Snip
83903	3 pc. Retaining Ring Plier Set
838	7 1/2" 1 1/4" Wide Scraper Blade
840	14" Wire Brush
94114	14 Peg 1/4" Dr. Plastic Socket Organizer
94220	20 Peg 3/8" Dr. Plastic Socket Organizer
94315	15 Peg 1/2" Dr. Plastic Socket Organizer
94410	10 Peg 3/4" Dr. Plastic Socket Organizer
94715	Wrench Organizer
127F10	9" Long Nose Locking Plier
AW812S	2 pc. Adjustable Wrench Set
B123	8 3/4" Crimper Plier w/ Cutter
B212B	7 1/4" Lineman's Plier

Part No. Description

B230B	5 1/4" Needle Nose Plier
B232B	7 1/2" Needle Nose Plier
B239B	8" Bent Nose Plier
B3PS	3 pc. Plier Set
B240B	5 1/4" Side Cutter Plier
B45-16A	16" Adjustable Joint Plier
B6A	6" Slip Joint Plier
C393S	3 pc. Pry Bar Set
C47LR	25 pc. Punch & Chisel Set
C68	30" Pinch Bar
CF147	11 1/4" to 15 1/4" Telescopic Mirror
CF62CS	2" - 7" Cylinder Hone
CHS7A	7 pc. Nut Driver Set
FG2	25 pc. Feeler Gauge Set .0015 to .035
FG7A	8 pc. Spark Plug Gauge Set .020 to .040
HD25-TO	25 pc. 3/4" Dr. Socket Set
IMD208K	6 pc. Impact Driver & Attachment Set
K29	2 pc. Magnetic/Mechanical Pick Up Set
K906	6" Pocket Magnetic Pick Up Tool
OE12LR	12 pc. Open End Wrench Set 1/4" to 1 1/4"
P11T	11 pc. 1/2" Dr. Socket Set
P210	Bolt Style Puller Set
P501	0" to 2 1/4" Bearing Separator
PCH-1	8" Punch & Chisel Holder
PH30	16 1/2" Rubber Mallet
PHF41	64 oz. Sledge Hammer
PO50A	4" Gear Puller Set
PO60A	6", 7", 8" Gear Puller Set
PO70	9", 10", 11" Gear Puller Set
RB221	11" #1 Tip Square Recess Screwdriver
RB222	11" #2 Tip Square Recess Screwdriver
RB223	11" #3 Tip Square Recess Screwdriver
SCD12	12 pc. Standard Screwdriver Set
SCD506	6 pc. Phillips® Screwdriver Set
SE70C	7 pc. Screw Extractor Set
SPS200	24 oz. Composite Hammer
T34	3/8" Dr. Slot Screwdriver Socket
T5	12" 3/8" Dr. Extension
T83	11" 3/8" Dr. Flexible Head Ratchet
T9	16" 3/8" Dr. Speeder
TR1T	Thread Restorer File
TR2T	Thread Restorer File
TU19	19 pc. Combination Wrench Set
V17	4 1/2" 1/4" Dr. Sliding T-Handle

* For metric add-on see MSM2102 on page 9.

MASTER SETS

MS1306-A 296 Piece Complete Aircraft Maintenance Set

Includes 93109 (Top Chest)
MS1306A-TO Tools Only



Contains:

Part No.	Description	Part No.	Description	Part No.	Description
1013S	3 pc. Aviation Snip Set	73250	1/2" Torque Wrench 30 - 250 ft. lbs.	MF6	6" 1/4" Dr. Extension
112-10	10" Locking Plier	73303	3 pc. Assorted Pry Bar Set	MF8	7" 3/8" Dr. Extension
125	5" Slotted Screw Starter	81200	3 1/2" Magnesium Snip	P175	5" Phillips® Screw Starter
15125	25 pc. 1/4" Dr. Socket Set	83408	Convertible Snap Ring Plier	PH20	16 oz. Softhead Hammer
17LR	11 pc. Open Mini Wrench Set	82609A	9" Reversible Plier	SCD12	12 pc. Standard Screwdriver Set
206	Retractable Utility Knife	838	7 1/2" 1 1/4" Wide Scraper Blade	SCD506	6 pc. Phillips® Screwdriver Set
212G	16 oz. Ball Pein Hammer	838A	12" 1" Wide Scraper Blade	T30	9" 3/8" Dr. Flex Handle
212I	8 oz. Ball Pein Hammer	86980	8 Piece Precision Screwdriver Set	T36	7 3/4" 3/8" Dr. Sliding T-Handle
25126	26 pc. 3/8" Dr. Socket Set	89020	9" Flexible Wire Carbon Scraper	T41	8" 3/8" Dr. Extension
25507	7 pc. 3/8" Dr. Universal Joint Set	89931	17" to 26" Magnetic Pick Up Tool	T42	6" 3/8" Dr. Hand Driver
25607	7 pc. 3/8" Dr. Hex Head Socket Set	B121	8" Electrical/Electronic Plier	T83	11" 3/8" Dr. Flexible Head Ratchet
2682HD	Heavy Duty saw	B232B	7 1/2" Needle Nose Plier	T9	16" 3/8" Dr. Speeder
38117	17 pc. 1/2" Dr. Socket Set	B246B	7" Side Cutting Plier	TP1	3/8" Dr. No. 1 Phillips® Head Socket
4206	1/2" Female, 3/8" Male Adapter	B295A	8" Duckbill Plier	TP2	3/8" Dr. No. 2 Phillips® Head Socket
4215	3/8" Female, 1/2" Male Adapter	B45-10A	10" Adjustable Joint Plier	TP3	3/8" Dr. No. 3 Phillips® Head Socket
4216	3/8" Female, 1/4" Male Adapter	B8A	8" Slip Joint Plier	TP4	3/8" Dr. No. 4 Phillips® Head Socket
4217	1/4" Female, 3/8" Male Adapter	C14LR	14 pc. Punch & Chisel Set	TS10	3/16" 3/8" Dr. 8 Point Socket
5008LR	8 pc. Ratcheting Box Wrench Set	CF147	11" to 15" Inspection Mirror	TS12	3/8" 3/8" Dr. 8 Point Socket
63809	9 pc. Stubby Wrench Set	CHS7A	7 pc. Nut Driver Set	TS14	7/16" 3/8" Dr. 8 Point Socket
65306A	6" Heavy Duty Adjustable Wrench	D012	6 pc. Box Wrench Set	TS16	1/2" 3/8" Dr. 8 Point Socket
65308A	8" Heavy Duty Adjustable Wrench	FG35A	35 Blade Feeler Gauge .0015 to .035	TS8	1/4" 3/8" Dr. 8 Point Socket
65312A	12" Heavy Duty Adjustable Wrench	FG7A	8 pc. Wire Spark Plug Gauge .020 to .040	TU14S	14 pc. Combination Wrench Set
686	1/2" Dr. Speeder	FL3S	3 pc. Flare Wrench Set	V26	5 1/2" 1/4" Dr. Flexible Handle
68913	13 pc. S2 Long Arm Hex Key Ball Set	K9	15" Mechanical Fingers		
72250	3/8" Torque Wrench 30 - 250 inch lbs.				

MS1225 225 Piece Complete Intermediate SAE Set

Includes 93109 (Top Chest)
MS1225-TO Tools Only



Contains:

Part No.	Description	Part No.	Description	Part No.	Description
121-10F	10" Locking Plier	73250	1/2" Torque Wrench 30-250 ft. lbs.	HD15	15 pc. 3/4" Dr. Socket Set
15025	25 pc. 1/4" Dr. Socket Set	73413	13" Handle Pry Bar	IMD208K	6 pc. Impact Driver Set
206	Retractable Utility Knife	111-07	7" Locking Plier	K29	2 pc. Magnetic/Mechanical Pick Up Set
21221	5/8" Spark Plug Socket	838	1 1/4" Wide Scraper 7 1/2"	P11T	11 pc. 1/2" Dr. Impact Socket Set
212C	32 oz. Ball Pein Hammer	840	14" Wire Brush	PCH-1	8" Punch & Chisel Holder
212G	16 oz. Ball Pein Hammer	AW812S	2 pc. Adjustable Wrench Set	PH15	8 oz. Softface Hammer
25026	26 pc. 3/8" Dr. Socket Set	B103	3 pc. Snap Ring Plier Set	PO60A	3 pc. 6", 7", 8" Gear Puller Set
2682HD	Heavy Duty Hacksaw	B123	8 3/4" Crimper Plier w/ Wire Cutter	S410A	2 1/2" Straight Cut Snip
30805-TO	5 pc. 1/2" Dr. Ratchet & Attachment Set	B258B	7 1/4" End Cutting Plier	SCD12	12 pc. Screwdriver Set
34-20200	1/8" Letter Hand Stamp	B3PS	3 pc. Plier Set	SCD3A	3 pc. Square Recess Screwdriver Set
34-20541	1/8" Number Hand Stamp	B45-16A	16" Adjustable Joint Plier	SCD506	6 pc. Phillips® Screwdriver Set
35015	15 pc. 1/2" Dr. Socket Set	C14LR	14 pc. Punch & Chisel Set	SE50C	5 pc. Screw Extractor Set
35215	15 pc. 1/2" Dr. Deep Socket Set	C393S	3 pc. Rolling Head Pry Bar Set	T9	3/8" Dr. 16" Speeder
5000LR	5 pc. Ratcheting Box Wrench Set	CF61	2" to 5 1/2" Cylinder Hones	TU14S	14 pc. Combination Wrench Set
66114	14" Pipe Wrench	CH57A	7 pc. Nut Driver Set		
69712	13 pc. Short Arm Hex Key Set	FG12	15 pc. Feeler Gauge .002 to .025		
		FL3S	3 pc. Flare Wrench Set		

MASTER SETS

MS3125 132 Piece Starter SAE & Metric Set

Includes 93106 (Top Chest)

MS3125-TO Tools Only

Contains:

Part No.	Description
15015	15 pc. 1/4" Dr. Socket Set
212G	16 oz. Ball Pein Hammer
25015	15 pc. 3/8" Dr. Socket Set
25211	11 pc. 3/8" Dr. Deep Socket Set
2682HD	Heavy Duty Hacksaw
29011	11 pc. 3/8" Dr. Socket Set 9mm to 19mm
30805-TO	5 pc. Ratchet & Attachment Set
35012	12 pc. 1/2" Dr. Socket Set
69712	13 pc. Short Arm Hex Key Set
73413	13" Screwdriver Handle Pry Bar
838	1 1/4" Scraper Blade
86007	7 pc. Assorted Screwdriver Set
B3PS	3 pc. Plier Set
C10LRA	10 pc. Punch & Chisel Set
FL35	3 pc. Flare Wrench Set
K2	17" to 26 1/2" Pick Up Tool
MC211	11 pc. Metric Combination Wrench Set 9mm to 19mm
TU11	11 pc. Combination Wrench Set 3/8" to 1"



MS3114 114 Piece SAE Electricians Set

Includes 93106 (Top Chest)

MS3114 -TO Tools Only




Contains:

Part No.	Description	Part No.	Description
10135	3 pc. Aviation Snip Set	B212B	7/4" Lineman's Plier
121-10F	10" Locking Plier	B285A	4 1/2" Miniature Cutter
206	Retractable Utility Knife	B4PS	4 pc. Plier Set
25015	15 pc. 3/8" Dr. Socket Set	C10LRA	10 pc. Punch & Chisel Set
2682HD	Heavy Duty Hacksaw	CHS7A	7 pc. Nut Driver Set
5000LR	5 pc. Ratcheting Box Wrench Set	GC16	16 oz. Claw Hammer
68913	13 pc. S2 Long Arm Ball Hex Key Set	NH6	6" Nylon Slotted Screw Starter
127F06	6" Long Nose Locking Plier	P175	5" Phillips® Screw Starter
73303	3 pc. Assorted Pry Bar Set	86510	#0 Square Recess Screwdriver
85908A	8 pc. Assorted Screwdriver Set	RB120A	#0 Stubby Square Recess Screwdriver
87133	Digital Multimeter	RB121A	#1 Stubby Square Recess Screwdriver
87265	AC Clamp On Multimeter	RB122A	#2 Stubby Square Recess Screwdriver
89931	Magnetic Pick Up Tool	RB123A	#3 Stubby Square Recess Screwdriver
91425A	7 3/4" Scratch Awl	RB223	#3 Square Recess Screwdriver
92460	Pocket Clip Slotted Screwdriver	TU11	11 pc. Combination Wrench Set
AW812S	2 pc. Adjustable Wrench Set		
B121	8 1/4" Multipurpose Plier		
B123	8 3/4" Crimper w/ Wire Cutter Plier		
B140	6" Stripper/Cutter Plier		
B204A	9 1/2" Cable Cutter Plier		
B210B	6 1/2" Lineman's Plier		

MSM2102
104 Piece Metric Add On Set For MS1420

Contains:

Part No.	Description
19012	12 pc. 1/4" Dr. Socket Set 4mm - 12mm
29011	11 pc. 3/8" Dr. Socket Set 9mm - 19mm
29212	12 pc. 3/8" Dr. Deep Socket Set 8mm - 19mm
39012	12 pc. 1/2" Dr. Socket Set 10mm - 21mm
39218	18 pc. 1/2" Dr. Deep Socket Set 10mm - 28mm
68709	9 pc. S2 Long Arm Hex Key Set
69937	7 pc. S2 Short Folding Hex Key Set
FLM3S	3 pc. Metric Flare Nut Wrench Set
MC215	15 pc. Metric Combination Wrench Set 10mm - 24mm
MRB50	5 pc. Metric Ratcheting Box Wrench Set



29082
82 Piece 3/8" Dr. Chrome 6 Pt. Metric Socket & Attachment Set

Includes 9107 (Hand Box)
29082-TO Tools Only



Contains:

Part No.	Description	Part No.	Description
21221	5/8" Spark Plug Socket	T42	6" Hand Driver
29021	21 pc. Socket Set	T45	4 pc. Extension Set
29214	14 pc. Socket Set	T610	Torx® Socket T10
29607	7 pc. Hex Head Socket Set	T615	Torx® Socket T15
4215	3/8" Female, 1/2" Male Adapter	T620	Torx® Socket T20
4216	3/8" Female, 1/4" Male Adapter	T625	Torx® Socket T25
MF8	73/4" Flexible Extension	T627	Torx® Socket T27
MTF10HA	10mm Universal Joint	T630	Torx® Socket T30
MTF11HA	11mm Universal Joint	T640	Torx® Socket T40
MTF12HA	12mm Universal Joint	T645	Torx® Socket T45
MTF13HA	13mm Universal Joint	T83	11" Flexible Head Ratchet
MTF14HA	14mm Universal Joint	T9040	7" Ratchet
MTF15HA	15mm Universal Joint	T9	161/4" Speeder
MTF16HA	16mm Universal Joint	TP1	No. 1 Phillips® Head Socket
MTL20H	20mm Deep Socket	TP2	No. 2 Phillips® Head Socket
MTL21H	21mm Deep Socket	TP3	No. 3 Phillips® Head Socket
MTL22H	22mm Deep Socket		
MTL23H	23mm Deep Socket		
SB061207	Socket Rail		
SB111211	Socket Rail		
T1	1 1/2" Extension		
T3	1 3/4" Universal Joint		
T30	9" Flexible Handle		
T36	7 3/4" Sliding T-Handle		

MASTER SETS

29176

75 Piece 3/8" Dr. Chrome 12 Pt. Metric Set

Includes 9107 (Hand Box)

29176-TO Tools Only



Contains:

Part No.	Description	Part No.	Description
21221	5/8" Spark Plug Socket	29607	7pc Metric Hex Head Socket Set
29119	19 pc. Socket Set	T610	Torx® Socket T10
29314	14 pc. Socket Set	T615	Torx® Socket T15
4215	3/8" Female, 1/2" Male Adapter	T620	Torx® Socket T20
4216	3/8" Female, 1/4" Male Adapter	T625	Torx® Socket T25
MF8	7 1/4" Flexible Extension	T627	Torx® Socket T27
SB061207	Socket Rail	T630	Torx® Socket T30
SB081209	Socket Rail	T640	Torx® Socket T40
SB111211	Socket Rail	T645	Torx® Socket T45
T1	1 1/2" Extension	T83	11" Flexible Head Ratchet
T3	1 3/4" Universal Joint	T9040	7" Reversible Ratchet
T30	9" Flexible Handle	T9	16 1/4" Speeder
T36	7 3/4" Sliding T-Handle	TP1	No. 1. Phillips® Head Socket
T42	6" Hand Driver	TP2	No. 2 Phillips® Head Socket
T45	4 pc. Extension Set	TP3	No. 3 Phillips® Head Socket

39074

74 Piece 1/2" Dr. Chrome 6 Pt. Metric Set

Includes 9109 (Hand Box)

39074-TO Tools Only

Contains:

Part No.	Description	Part No.	Description
35707	7 pc. Torx® Socket Set	8740	10" Ratchet
39019	19 pc. Socket Set	8732L	15" Reversible Ratchet
39218	18 pc. 1/2" Dr. Deep Socket Set	8799F	1/2" Dr. Flex Handle Ratchet
4206	1/2" Female, 3/8" Male Adapter	8740L	14 1/2" Flexible Handle Ratchet
4298	1/2" Female, 3/4" Male Adapter	M1229H	29mm Socket
653L	18" Flexible Handle	M1230H	30mm Socket
686	19" Speeder	M1231H	31mm Socket
699	11" Sliding T-Handle	M1232H	32mm Socket
709	Universal Joint	M1236H	36mm Socket
715	15" Extension	MD1229H	29mm Deep Socket
718	5" Extension	MD1230H	30mm Deep Socket
718S	2" Extension	MDW7LCP	7 pc. Hex Head Socket Set
719	10" Extension	SB191615	Socket Rail



MS1069 69 Piece SAE & Metric Starter Set

Includes 97103A (Hand Box)
MS1069-TO Tools Only



Contains:

Part No.	Description
25011	11 pc. 3/8" Dr. Socket Set 3/8" to 1"
29011	11 pc. 3/8" Dr. Socket Set 9 to 19mm
35012	12 pc. 1/2" Dr. Socket Set 7/16" to 1 1/8"
719	1/2" Dr. 10" Extension
8732	1/2" Dr. 10" Reversible Ratchet
C6LR	6 pc. Punch & Chisel Set

Part No.	Description
MC211	11 pc. Combination Wrench Set 9 - 19mm
T3	3/8" Dr. Universal Joint
T31	3/8" Dr. 3" Extension
T4	3/8" Dr. 6" Extension
T9040	3/8" Dr. 7 1/2" Ratchet
TU11	11 pc. Combination Wrench Set 3/8" to 1"

25069 69 Piece 3/8" Dr. Chrome 6 Pt. SAE Socket & Attachment Set

Includes 9107 (Hand Box)
25069-TO Tools Only



Contains:

Part No.	Description	Part No.	Description	Part No.	Description
21221	5/8" Spark Plug Socket	T36	7/4" Sliding T-Handle	T9	16 1/4" Speeder
25013	13 pc. 3/8" Dr. SAE Socket Set	T42	6" Hand Driver	T4S	4 pc. Extension Set
25211	11 pc. 3/8" Dr. SAE Deep Socket Set	T610	Torx® Socket T10	TP1	No. 1 Phillips® Head Socket
25507	7 pc. 3/8" Dr. SAE U-Joint Socket Set	T615	Torx® Socket T15	TP2	No. 2 Phillips® Head Socket
25607	7 pc. 3/8" Dr. Hex Head Socket Set	T620	Torx® Socket T20	TP3	No. 3 Phillips® Head Socket
4215	3/8" Female, 1/2" Male Adapter	T625	Torx® Socket T25		
4216	3/8" Female, 1/4" Male Adapter	T627	Torx® Socket T27		
MF8	7 1/4" Flexible Extension	T630	Torx® Socket T30		
SB081209	Socket Rail	T640	Torx® Socket T40		
T1	1 1/2" Extension	T645	Torx® Socket T45		
T100	5/16" Deep Socket	T80	1/4" Deep Socket		
T3	1 3/4" Universal Joint	T83	11" Flexible Head Ratchet		
T30	9" Flexible Handle	T9040	7" Reversible Ratchet		


MASTER SETS

25169

69 Piece 3/8" Dr. Chrome 12 Pt. SAE Socket & Attachment Set

Includes 9107 (Hand Box)

25169-TO Tools Only



Contains:


Part No.	Description	Part No.	Description	Part No.	Description
21221	5/8" Spark Plug Socket	T16	1/2" Socket	T645	Torx® Socket T45
4215	3/8" Female, 1/2" Male Adapter	T18	9/16" Socket	T8	1/4" Socket
4216	3/8" Female, 1/4" Male Adapter	T20	5/8" Socket	T9	16 1/4" Speeder
LT8	1/4" Deep Socket	T22	1 1/16" Socket	TP1	No. 1 Phillips® Head Socket
LT10	5/16" Deep Socket	T24	3/4" Socket	TP2	No. 2 Phillips® Head Socket
LT12	3/8" Deep Socket	T26	13/16" Socket	TP3	No. 3 Phillips® Head Socket
LT14	7/16" Deep Socket	T28	7/8" Socket	TU120A	3/8" Universal Joint Socket
LT16	1/2" Deep Socket	T3	1 3/4" Universal Joint	TU140A	7/16" Universal Joint Socket
LT18	9/16" Deep Socket	T30	9" Flexible Head Ratchet	TU160A	1/2" Universal Joint Socket
LT20	5/8" Deep Socket	T30S	15/16" Socket	TU180A	9/16" Universal Joint Socket
LT22	1 1/16" Deep Socket	T31	3" Extension	TU200A	5/8" Universal Joint Socket
LT24	3/4" Deep Socket	T32S	1" Socket	TU220A	1 1/16" Universal Joint Socket
LT26	13/16" Deep Socket	T36	7 3/4" Sliding T-Handle	TU240A	3/4" Universal Joint Socket
LT28	7/8" Deep Socket	T4	6" Extension	TW4	1/8" Hex Head Socket
LT30	15/16" Deep Socket	T41	8" Extension	TW5	3/32" Hex Head Socket
LT32	1" Deep Socket	T42	6" Hand Driver	TW6	3/16" Hex Head Socket
MF8	7 1/4" Flexible Extension	T5	12" Extension	TW7	7/32" Hex Head Socket
SB061207	Socket Rail	T610	Torx® Socket T10	TW8	1/4" Hex Head Socket
SB081209	Socket Rail	T615	Torx® Socket T15	TW10	5/16" Hex Head Socket
SB111212	Socket Rail	T620	Torx® Socket T20	TW12	3/8" Hex Head Socket
T1	1 1/2" Extension	T625	Torx® Socket T25	T83	3/8" Dr. Flex Head Ratchet
T10	5/16" Socket	T627	Torx® Socket T27	T9040	3/8" Dr. Ratchet
T12	3/8" Socket	T630	Torx® Socket T30		
T14	7/16" Socket	T640	Torx® Socket T40		

35067

67 Piece 1/2" Dr. Chrome 6 Pt. SAE Socket & Attachment Set

Includes 9109 (Hand Box)

35067-TO Tools Only



Contains:

Part No.	Description	Part No.	Description	Part No.	Description
406	3/8" Socket	699	11" Sliding T-Handle	LDS24	3/4" Deep Socket
407	7/16" Socket	709	Universal Handle	LDS26	13/16" Deep Socket
408	1/2" Socket	715	15" Extension	LDS28	7/8" Deep Socket
409	9/16" Socket	718	5" Extension	LDS30	15/16" Deep Socket
410	5/8" Socket	718S	2" Extension	LDS32	1" Deep Socket
411	11/16" Socket	719	10" Extension	LDS34	1 1/16" Deep Socket
412	3/4" Socket	8720	10" Ratchet	LDS36	1 1/8" Deep Socket
413	13/16" Socket	8732L	15" Reversible Ratchet	LDS38	1 3/16" Deep Socket
414	7/8" Socket	8799F	1/2" Dr. Flex Handle Ratchet	LDS40	1 1/4" Deep Socket
415	15/16" Socket	DW8L	1/4" Hex Head Socket	LDS42	1 5/16" Deep Socket
432	1" Socket	DW10L	5/16" Hex Head Socket	LDS44	1 3/8" Deep Socket
433	1 1/16" Socket	DW12L	3/8" Hex Head Socket	LDS46	1 7/16" Deep Socket
434	1 1/8" Socket	DW14L	7/16" Hex Head Socket	LDS48	1 1/2" Deep Socket
435	1 3/16" Socket	DW16L	1/2" Hex Head Socket	SB091608	Socket Rail
436	1 1/4" Socket	DW18L	9/16" Hex Head Socket	SB151611	Socket Rail
437	1 5/16" Socket	DW20L	5/8" Hex Head Socket	SB191615	Socket Rail
438	1 3/8" Socket	DW24L	3/4" Hex Head Socket	TX627	Torx® Socket T27
439	1 7/16" Socket	LDS12	3/8" Deep Socket	TX630	Torx® Socket T30
440	1 1/2" Socket	LDS14	7/16" Deep Socket	TX640	Torx® Socket T40
4206	1/2" Female, 3/8" Male Adpater	LDS16	1/2" Deep Socket	TX645	Torx® Socket T45
4298	1/2" Female, 3/4" Male Adapter	LDS18	9/16" Deep Socket	TX650	Torx® Socket T50
653L	18" Flexible Handle	LDS20	5/8" Deep Socket	TX655	Torx® Socket T55
686	19" Speeder	LDS22	1 1/16" Deep Socket	TX660	Torx® Socket T60

Selecting the Right

TOOLBOX:

6 Essential Considerations

When it comes to properly storing your tools, one size simply doesn't fit all. Consider these 6 key factors before investing in your next toolbox.



1. STORAGE CAPACITY

Buying a toolbox is a long term investment, so take into account your future tool addition when evaluating its storage capacity.

Choose a toolbox that has enough deep drawers to accommodate your bulky tools.

2. DRAWER SLIDES

Ball bearing slides allow heavily loaded drawers to open and close with ease.

Check each drawer's load capacity to ensure it can accommodate your tools.

3. GAUGE OF STEEL

A toolbox built with higher-gauge steel is able to support heavier loads and will hold up better over time.

Gauge of steel can often be reflected in the net weight of the toolbox.

4. QUALITY OF CASTERS

Consider how often you need to manoeuvre the toolbox as well as the type of floor and debris inside the shop (wood, concrete) when evaluating casters.

Check the rated capacity of each caster to ensure they can support the tool load.

5. ADDITIONAL FEATURES & ACCESSORIES

Consider added features you might need such as safety latches, drawer liners, drawer guards, protective covers, side riders and top mats.

6. COLOR & DESIGN

Choose a color that will make your tool chest fit in the surrounding work space.

Be sure the drawers are laid out in a way that reflects your needs and work habits.

TOOL STORAGE



<i>Specifications</i>	<i>Marquis Series</i>	<i>PRO+ Series</i>
Available Widths	26", 34", 42" & 53"	26" & 42"
Available Depths	19" & 24" depending on model	19"
Steel Gauge -Body	18	18
Steel Gauge -Drawers	20 on 26", 34", 42" wide models 18 on 53" wide models	20
Safety Latch Drawer System	Yes	No
Ball Bearing Slides On All Drawers	Yes	Yes
Ball Bearing Capacity Per Drawer	100 lbs. on 26" wide models 130 lbs. on 34", 42" wide models 220 lbs. on 53" wide models	100 lbs.
Rolled-Over Drawer Edges	Yes	Yes
Full Opening Drawers	Yes	Yes
Drawer Liners Included	Yes	Yes
Casters Type	5" X 2" Polypropylene with 360° side brake on 26" wide models 5" X 2" polyurethane with 360° side brake on 34", 42", 53" on wide models	5" X 2" with 360° top locking brake
Caster Load Capacity	220 lbs. per caster on 26" wide models 440 lbs. per caster on 34", 42", 53" wide models	400 lbs. per caster on 26" models 600 lbs. per caster on 42" models
Caster Upgrade Kits Available	Yes	No
Paint Finish	Black Wrinkle Powder Coat	Red Smooth Powder Coat
Locking System	Tubular	Tubular
Pre-Drilled Holes For Accessories	26" wide models	No
Gas Lift Shocks On Top Chests	42" & 53" wide models	42" wide models
Roller Cabinet Handle	Oval	Round
Spare Parts Support Available	Yes	Yes

MARQUIS SERIES TOOL STORAGE



Safety latch system offers added protection against accidental drawer opening.



Double ball bearing slides on all deep drawers for easier opening and closing of drawers.



Premium casters with greater load capacities allow easy movement of heavily loaded cabinets.



Heavy-duty roller bearing slides allow heavily loaded drawers to open and close with ease.



The highest standard. Yours.



GRAY TOOLS



Robust tubular locking mechanism offers reliable and secure theft protection.



Pre-drilled mounting holes allow for easy retrofitting of accessories.



Marquis top chests, roller cabinets & 2 drawer utility cart include pre-cut drawer liners.



Heavy gauge steel drawers offer superior stability and increased storage capacities.

MARQUIS SERIES TOOL STORAGE



99806SB 6 Drawer - Top Chest

Capacity: 5,474 cubic in.

Net Weight: 86 lbs.

Shipping Weight: 92 lbs.

999011 Lock & key included

999037 Drawer liner kit included

999001 Ball bearing slides (pair)

	width	depth	height
Overall	26"	16"	19"
1 Drawer	22 ³ / ₈ "	14 ¹ / ₂ "	27 ⁸ / ₈ "
5 Drawers	22 ³ / ₈ "	14 ¹ / ₂ "	17 ⁸ / ₈ "



99808SB 8 Drawer - Top Chest

Capacity: 5,453 cubic in.

Net Weight: 94 lbs.

Shipping Weight: 100 lbs.

999011 Lock & key included

999037 Drawer liner kit included

999001 Ball bearing slides (pair)

	width	depth	height
Overall	26"	16"	19 ¹ / ₄ "
4 Drawers	11"	14 ¹ / ₂ "	17 ⁸ / ₈ "
3 Drawers	22 ³ / ₈ "	14 ¹ / ₂ "	17 ⁸ / ₈ "
1 Drawer	22 ³ / ₈ "	14 ¹ / ₂ "	27 ⁸ / ₈ "

MARQUIS SERIES TOOL STORAGE

99105SB 5 Drawer - Top Chest

Capacity: 9,034 cubic in.
 Net Weight: 127 lbs.
 Shipping Weight: 137 lbs.
999011 Lock & key included
999039 Drawer liner kit included
999003 Ball bearing slides (pair)

	width	depth	height
Overall	33 1/2"	19 1/8"	19 1/4"
1 Drawer	29 7/8"	17 1/2"	5"
4 Drawers	29 7/8"	17 1/2"	1 7/8"



99107SB 7 Drawer - Top Chest

Capacity: 10,950 cubic in.
 Net Weight: 182 lbs.
 Shipping Weight: 195 lbs.
999011 Lock & key included
999049 Drawer liner kit included
999004 Ball bearing slides (pair)

	width	depth	height
Overall	41 1/2"	18 1/2"	23 3/4"
3 Drawers	22 3/8"	15 1/2"	2 7/8"
3 Drawers	12 1/8"	15 1/2"	2 7/8"
1 Drawers	36 7/8"	15 1/2"	4 3/4"



MARQUIS SERIES TOOL STORAGE



99108SB 8 Drawer - Top Chest

Capacity: 9,744 cubic in.

Net Weight: 155 lbs.

Shipping Weight: 167 lbs.

999011 Lock & key included

999042 Drawer liner kit included

999004 Ball bearing slides (pair)

	width	depth	height
Overall	41 1/2"	18 1/2"	20 1/2"
4 Drawers	22 3/8"	15 1/2"	27/8"
4 Drawers	12 1/8"	15 1/2"	27/8"



99508SB 8 Drawer - Top Chest

Capacity: 17,000 cubic in.

Net Weight: 264 lbs.

Shipping Weight: 286 lbs.

999011 Lock & key included

999064 Drawer liner kit included

999058 Ball bearing slides (pair)

	width	depth	height
Overall	53 3/8"	24"	19 3/4"
4 Drawers	29 1/2"	21"	3"
4 Drawers	16"	21"	3"

MARQUIS SERIES TOOL STORAGE

99507SB 7 Drawer - Roller Cabinet

2 Swivel/2 Fixed 5" x 2" casters

Capacity: 9,147 cubic in.

Net Weight: 145 lbs.

Shipping Weight: 154 lbs.

999012 Lock & key included

999038 Drawer liner kit included

999031 Top mat included

999002 Ball bearing slides (pair)

	width	depth	height
Overall w/ Casters	26 1/2"	18"	39 1/8"
2 Drawers	22 3/8"	15 1/2"	6"
5 Drawers	22 3/8"	15 1/2"	27 8/8"



99509SB 9 Drawer - Roller Cabinet

2 Swivel/2 Fixed 5" x 2" casters

Capacity: 9,157 cubic in.

Net Weight: 150 lbs.

Shipping Weight: 160 lbs.

999012 Lock & key included

999048 Drawer liner kit included

999002 Ball bearing slides (pair)

999031 Top mat included

	width	depth	height
Overall w/ Casters	26 1/2"	18"	39 1/8"
4 Drawers	11 1/4"	15 1/2"	27 8/8"
3 Drawers	22 3/8"	15 1/2"	27 8/8"
2 Drawers	22 3/8"	15 1/2"	6"



MARQUIS SERIES TOOL STORAGE



99206SB 6 Drawer - Roller Cabinet

2 Swivel/2 Fixed 5" x 1 1/2" casters
 Capacity: 13,357 cubic in.
 Net Weight: 220 lbs.
 Shipping Weight: 230 lbs.
999012 Lock & key included
999040 Drawer liner kit included
999032 Top mat included
999004 Ball bearing slides (pair)

	width	depth	height
Overall w/ Casters	34"	19 1/2"	39 1/8"
1 Drawer	29 1/2"	17 1/4"	8 7/8"
1 Drawer	29 1/2"	17 1/4"	6"
4 Drawers	29 1/2"	17 1/4"	2 7/8"



99208SB 8 Drawer - Roller Cabinet

2 Swivel/2 Fixed 5" x 1 1/2" casters
 Capacity: 13,294 cubic in.
 Net Weight: 235 lbs.
 Shipping Weight: 245 lbs.
999012 Lock & key included
999041 Drawer liner kit included
999032 Top mat included
999004 Ball bearing slides (pair)

	width	depth	height
Overall w/ Casters	34"	19 1/2"	39 1/8"
1 Drawer	29 1/2"	17 1/4"	6"
7 Drawers	29 1/2"	17 1/4"	2 7/8"

MARQUIS SERIES TOOL STORAGE

99210SB 10 Drawer - Roller Cabinet

- 2 Swivel/2 Fixed 5" x 1 1/2" casters
- Capacity: 13,901 cubic in.
- Net Weight: 295 lbs.
- Shipping Weight: 310 lbs.
- 999012** Lock & key included
- 999043** Drawer liner kit included
- 999033** Top mat included
- 999005** Ball bearing slides (pair)

	width	depth	height
Overall w/ Casters	42"	19"	40"
1 Drawer	36 7/8"	15 1/2"	4 3/4"
1 Drawer	12 1/8"	15 1/2"	12 3/8"
2 Drawers	22 3/8"	15 1/2"	6 1/8"
3 Drawers	22 3/8"	15 1/2"	2 7/8"
3 Drawers	12 1/8"	15 1/2"	2 7/8"



99213SB 13 Drawer - Roller Cabinet

- 2 Swivel/2 Fixed 5" x 1 1/2" casters
- Capacity: 13,677 cubic in.
- Net Weight: 305 lbs.
- Shipping Weight: 320 lbs.
- 999012** Lock & key included
- 999044** Drawer liner kit included
- 999033** Top mat included
- 999005** Ball bearing slides (pair)

	width	depth	height
Overall w/ Casters	42"	19"	40"
1 Drawer	36 7/8"	15 1/2"	4 3/4"
1 Drawer	22 3/8"	15 1/2"	6 1/8"
1 Drawer	12 1/8"	15 1/2"	6 1/8"
5 Drawers	22 3/8"	15 1/2"	2 7/8"
5 Drawers	12 1/8"	15 1/2"	2 7/8"



MARQUIS SERIES TOOL STORAGE



99209SB

9 Drawer - Roller Cabinet

2 Swivel/Brake, 2 Swivel, 2 Fixed 5" x 1 1/2" casters

Capacity: 25,900 cubic in.

Net Weight: 435 lbs.

Shipping Weight: 462 lbs.

999012 Lock & key included

999062 Drawer liner kit included

999058 Ball bearing slides (pair)

999059 Ball bearing slide on bottom of full width drawer (single)

Top mat included

	width	depth	height
Overall w/ Casters	53 3/8"	24"	39 1/2"
1 Drawer	48 3/4"	21"	5"
2 Drawers	29 1/2"	21"	3"
1 Drawer	29 1/2"	21"	6"
1 Drawer	29 1/2"	21"	9 1/4"
3 Drawers	16"	21"	3"
1 Drawer	16"	21"	12 1/2"



99113SB

13 Drawer - Roller Cabinet

2 Swivel/Brake, 2 Swivel, 2 Fixed 5" x 1 1/2" casters

Capacity: 25,500 cubic in.

Net Weight: 455 lbs.

Shipping Weight: 475 lbs.

999012 Lock & key included

999063 Drawer liner kit included

Top mat included

999058 Ball bearing slides (pair)

999059 Ball bearing slide on bottom of full width drawer (single)

	width	depth	height
Overall w/Casters	53 3/8"	24"	39 1/2"
1 Drawer	48 3/4"	21"	5"
5 Drawers	29 1/2"	21"	3"
1 Drawer	29 1/2"	21"	6"
5 Drawers	16"	21"	3"
1 Drawer	16"	21"	6"

MARQUIS SERIES TOOL STORAGE

99407SB 7 Drawer - Side Rider

Capacity: 4,292 cubic in.

Net Weight: 90 lbs.

Shipping Weight: 94 lbs.

999012 Lock & key included

999045 Drawer liner kit included

999034 Top mat included

999008 Ball bearing slides (pair)

	width	depth	height
Overall w/ Casters	14 ³ / ₄ "	18"	33 ³ / ₄ "
2 Drawers	10 ¹ / ₂ "	15 ¹ / ₂ "	6"
5 Drawers	10 ¹ / ₂ "	15 ¹ / ₂ "	2 ⁷ / ₈ "

* Can be installed on the right or left.



99400B Side Rider with 2 Adjustable Shelves

Capacity: 6,850 cubic in.

Net Weight: 45 lbs.

Shipping Weight: 49 lbs.

999019 Lock & key included

999034 Top mat included

	width	depth	height
Overall	14 ³ / ₄ "	18"	33 ³ / ₄ "

* Can be installed on the right or left.



PRO+ SERIES TOOL STORAGE



Heavy-duty 100 lbs. bearing slides standard on all drawers.



Completely redesigned locking system with tubular key.



Redesigned side handle that makes moving roller cabinets easy and comfortable.



Smooth and quiet rolling premium 5" x 2" casters with precision sealed bearings and 360° top brake



The highest standard. Yours.



GRAY TOOLS



Chrome plated cast drawer handles.



Drawer liners included on all models



Dual metal rear drawer locking hook for positive locking.



Automotive style powder coat paint finish for superior scratch and chemical resistance.

PRO+ SERIES TOOL STORAGE



93503 3 Drawer Middle Chest

Capacity: 3,047 cubic in.

Net Weight: 58 lbs.

Shipping Weight: 63 lbs.

993005 Lock & key included

993026 Drawer liner kit included

993012 Ball bearing slides (pair)

	width	depth	height
Overall	26"	19"	13 1/2"
1 Drawer	22 1/2"	17"	3 1/4"
2 Drawers	22 1/2"	17"	2 1/4"



93106 6 Drawer - Top Chest

Capacity: 4,654 cubic in.

Net Weight: 72 lbs.

Shipping Weight: 76 lbs.

993006 Lock & key included

993021 Drawer liner kit included

993011 Ball bearing slides (pair)

	width	depth	height
Overall	26"	16"	16 1/8"
1 Drawer	22 1/2"	14 1/2"	3 1/2"
2 Drawers	22 1/2"	14 1/2"	2 1/4"
3 Drawers	6 3/4"	14 1/2"	2 1/4"

93109

9 Drawer Top Chest

Capacity: 7,130 cubic in.

Net Weight: 106 lbs.

Shipping Weight: 112 lbs.

993006 Lock & key included

993022 Drawer liner kit included

993012 Ball bearing slides (pair small drawers)

993013 Ball bearing slides (pair full width drawers)

	width	depth	height
Overall	26	18 ³ / ₄ "	21"
1 Drawer	22 ¹ / ₂ "	17"	3 ¹ / ₄ "
2 Drawers	22 ¹ / ₂ "	17"	2 ¹ / ₄ "
6 Drawers	10 ³ / ₄ "	17"	2 ¹ / ₄ "



93120

12 Drawer Top Chest

Capacity: 6,997 cubic in.

Net Weight: 120 lbs.

Shipping Weight: 126 lbs.

993006 Lock & key included

993025 Drawer liner kit included

993012 Ball bearing slides (pair small drawers)

993013 Ball bearing slides (pair full width drawers)

	width	depth	height
Overall	26"	18 ³ / ₄ "	21"
1 Drawer	22 ¹ / ₂ "	17"	3 ¹ / ₄ "
2 Drawers	22 ¹ / ₂ "	17"	2 ¹ / ₄ "
9 Drawers	6 ³ / ₄ "	17"	2 ¹ / ₄ "



93119

9 Drawer - Top Chest

Capacity: 10,841 cubic in.

Net Weight: 168 lbs.

Shipping Weight: 178 lbs.

993008 Lock & key included

993023 Drawer liner kit included

993012 Ball bearing slides (pair)

	width	depth	height
Overall	41 ¹ / ₂ "	18 ¹ / ₂ "	23 ¹ / ₂ "
1 Drawer	37"	17"	4 ¹ / ₂ "
4 Drawers	22 ¹ / ₂ "	17"	2 ¹ / ₄ "
4 Drawers	12"	17"	2 ¹ / ₄ "



PRO+ SERIES TOOL STORAGE



93204 4 Drawer - Roller Cabinet

- 2 Swivel/2 Fixed 5" x 2" casters
- Capacity: 9,373 cubic in.
- Net Weight: 116 lbs.
- Shipping Weight: 125 lbs.
- 993005** Lock & key included
- 993033** Drawer liner kit included
- 993028** Top mat included
- 993012** Ball bearing slides (pair)

	width	depth	height
Overall w/ Casters	26 1/2"	19"	36"
1 Drawer	22 1/2"	17"	10 1/2"
1 Drawer	22 1/2"	17"	4 5/8"
2 Drawers	22 1/2"	17"	3 3/8"



93250 5 Drawer - Roller Cabinet

- 2 Swivel/2 Fixed 5" x 2" casters
- Capacity: 9,316 cubic in.
- Net Weight: 120 lbs.
- Shipping Weight: 127 lbs.
- 993005** Lock & key included
- 993030** Drawer liner kit included
- 993028** Top mat included
- 993012** Ball bearing slides (pair)

	width	depth	height
Overall w/ Casters	26 1/2"	19"	36"
1 Drawer	22 1/2"	17"	5 13/16"
4 Drawers	22 1/2"	17"	4 5/8"

93270

7 Drawer - Roller Cabinet

2 Swivel/2 Fixed 5" x 2" casters

Capacity: 11,512 cubic in.

Net Weight: 155 lbs.

Shipping Weight: 165 lbs.

993005 Lock & key included

993031 Drawer liner kit included

993028 Top mat included

993012 Ball bearing slides (pair)

	width	depth	height
Overall w/ Casters	26 1/2"	19"	42"
1 Drawer	22 1/2"	17"	2 3/16"
1 Drawer	22 1/2"	17"	4 5/8"
1 Drawer	22 1/2"	17"	5 3/16"
1 Drawer	22 1/2"	17"	7"
3 Drawers	22 1/2"	17"	3 3/8"



93211

11 Drawer - Roller Cabinet

2 Swivel/2 Fixed 5" x 2" casters

Capacity: 11,307 cubic in.

Net Weight: 165 lbs.

Shipping Weight: 175 lbs.

993005 Lock & key included

993034 Drawer liner kit included

993028 Top mat included

993012 Ball bearing slides (pair small drawers)

993013 Ball bearing slides (pair full width drawers)

	width	depth	height
Overall w/ Casters	26 1/2"	19"	42"
1 Drawer	22 1/2"	17"	4 5/8"
1 Drawer	22 1/2"	17"	7"
2 Drawers	22 1/2"	17"	3 3/8"
3 Drawers	22 1/2"	17"	2 3/16"
4 Drawers	10 11/16"	17"	2 3/16"



PRO+ SERIES TOOL STORAGE



93212 12 Drawer - Roller Cabinet

- 2 Swivel/2 Fixed 5" x 2" casters
- Capacity: 17,798 cubic in.
- Net Weight: 247 lbs.
- Shipping Weight: 257 lbs.
- 993005** Lock & key included
- 993034** Drawer liner kit included
- 993032** Top mat included
- 993012** Ball bearing slides (pair)

	width	depth	height
Overall w/ Casters	42"	19"	43 1/2"
1 Drawer	36 13/16"	17"	4 3/8"
2 Drawers	22 1/2"	17"	2 3/16"
3 Drawers	22 1/2"	17"	4 5/8"
1 Drawer	22 1/2"	17"	7"
2 Drawers	12"	17"	2 3/16"
2 Drawers	12"	17"	4 5/8"
1 Drawer	12"	17"	11 1/16"



93215 15 Drawer - Roller Cabinet

- 2 Swivel/2 Fixed 5" x 2" casters
- Capacity: 17,465 cubic in.
- Net Weight: 262 lbs.
- Shipping Weight: 272 lbs.
- 993005** Lock & key included
- 993029** Drawer liner kit included
- 993028** Top mat included
- 993012** Ball bearing slides (pair)

	width	depth	height
Overall w/ Casters	42"	19"	43 1/2"
1 Drawer	36 13/16"	17"	4 3/8"
4 Drawers	22 1/2"	17"	2 3/16"
2 Drawers	22 1/2"	17"	4 5/8"
1 Drawer	22 1/2"	17"	7"
4 Drawers	12"	17"	2 3/16"
2 Drawers	12"	17"	4 5/8"
1 Drawer	12"	17"	7"

93408 8 Drawer Right Side Rider

Capacity: 7,941 cubic in.

Net Weight: 117 lbs.

Shipping Weight: 127 lbs.

993005 Lock & key included

993007 Side storage lock & key included

993036 Top mat included

993035 Optional drawer liner kit

993012 Ball bearing slides (pair)

	width	depth	height
Overall	19"	19"	36½"
Side Storage	5"	17"	31"
1 Drawer	10⅝"	17"	2⅜"
1 Drawer	10⅝"	17"	3⅜"
2 Drawers	10⅝"	17"	4⅝"
4 Drawers	10⅝"	17"	9½"



View of peg wall inside locker.
Tools not included. Hooks sold separately.



For left side use Part No. 93418

93508 8 Drawer Side Rider

Capacity: 5,342 cubic in.

Net Weight: 100 lbs.

Shipping Weight: 107 lbs.

993005 Lock & key included

993035 Drawer liner kit included

993037 Top mat included

993012 Ball bearing slides (pair)

	width	depth	height
Overall	19"	19"	36½"
1 Drawer	10¾"	17"	4¼"
1 Drawer	10¾"	17"	10¾"
2 Drawers	10¾"	17"	3¼"
4 Drawers	10¾"	17"	2¼"

* Can be installed on the right or left.



Truck Box Features & Benefits

- Heavy gauge steel for maximum durability.
- Hinges on drop front cover provide protection from exterior elements for longer life.
- Neoprene seal on drop front cover protects contents from dirt, dust and moisture.
- Welded heavy-duty lifting handles with 90° stop for easy lifting of box.
- Full extension friction slides on all drawers.



97505BL 5 Drawer - Drop Front Truck Box

Capacity: 6,500 cubic in.
 Net Weight: 105 lbs.
 Shipping Weight: 110 lbs.
97842 Lock & key included
97841 Optional Drawer liner kit

	width	depth	height
Overall	26 1/4"	17 1/2"	22"
2 Drawers	22 1/2"	16 1/4"	4 1/4"
3 Drawers	22 1/2"	16 1/4"	2 1/4"



Rubber foot pads provide excellent grip and stability during transport.





98001B Workbench

Net Weight: 159 lbs.
Shipping Weight: 170 lbs.
1/2" fibre board work surface included.

	width	depth	height
Overall	62 1/2"	30 1/2"	36"

98002B Wall Cabinet

Net Weight: 93 lbs.
Shipping Weight: 99 lbs.
999011 Lock & key included

	width	depth	height
Overall	62 1/2"	8"	24"

98003B 3 Drawer Chest

Capacity: 1,602 cubic in.
Net Weight: 35 lbs.
Shipping Weight: 38 lbs.
999012 Lock & key included
Drawer liner kit included

	width	depth	height
Overall	26"	12"	10 1/2"

Wall Cabinet Pegboard Hooks

Part No.	Description
HK01	1" Single hook
HK02	1" Double hook
HK03	4" Single hook
HK04	4" Double hook
HK05	U-Shaped hook



UTILITY CARTS

97502B 2 Drawer - Utility Cart

2 Swivel/2 Fixed 4" x 1" casters

Net Weight: 97 lbs.

Shipping Weight: 102 lbs.

999011 Lock & key included

999046 Drawer liner kit included

999006 Ball bearing slides (pair)

	width	depth	height
Overall w/ Casters	30 1/4"	19"	35 3/4"
2 Drawers	25 1/2"	17 1/2"	3 1/4"



97503B 3 Tray - Utility Cart

2 Swivel/2 Fixed 4" x 1" casters

Net Weight: 42 lbs.

Shipping Weight: 47 lbs.

999035 Top mat included

	width	depth	height
Overall w/ Casters	27 1/2"	19 1/4"	32 3/4"



13 1/2" w x 9 1/2" d x 18 1/2" h

97403B 3 Tray - Utility Cart

2 Swivel/2 Fixed 4" x 1" casters

Net Weight: 25 lbs.

Shipping Weight: 28 lbs.

97403B-U Optional 8 gallon refuse bin

	width	depth	height
Overall w/ Casters	33 1/2"	19"	39 3/8"



93513
2 Tray - Heavy Duty Utility Cart

2 Swivel/2 Fixed 5" x 2" casters

Net Weight: 55 lbs.

Shipping Weight: 60 lbs.

93516 Optional Centre Shelf

	width	depth	height
Overall	30 ¹ / ₅	19 ¹ / ₂ "	38 ³ / ₁₀ "



93514
3 Tray - Heavy Duty Utility Cart with Centre Shelf

2 Swivel/2 Fixed 5" x 2" casters

Net Weight: 65 lbs.

Shipping Weight: 70 lbs.

	width	depth	height
Overall	30 ¹ / ₅	19 ¹ / ₂ "	38 ³ / ₁₀ "



93515
Heavy Duty Utility Cart with 3 Drawer Intermediate Chest

2 Swivel/2 Fixed 5" x 2" casters

Net Weight: 115 lbs.

Shipping Weight: 122 lbs.

	width	depth	height
Overall	30 ¹ / ₅	19 ¹ / ₂ "	38 ³ / ₁₀ "

HANDBOXES



9101 19" Low Profile Box

Capacity: 422 cubic in.
 Net Weight: 3½ lbs.
 Shipping Weight: 4 lbs.

	width	depth	height
Overall	19¾"	6⅛"	3½"



9107 16" Utility Box

Capacity: 847 cubic in.
 Net Weight: 6 lbs.
 Shipping Weight: 7½ lbs.

97816 Tote tray included

	width	depth	height
Overall	16"	7"	7½"



9109 19" Hand Box

Capacity: 1,012 cubic in.
 Net Weight: 8 lbs.
 Shipping Weight: 8½ lbs.

97817 Tote tray included

	width	depth	height
Overall	19"	7⅛"	7½"



9120 20" Heavy Duty Tool Box

Capacity: 1,621 cubic in.
 Net Weight: 9 lbs.
 Shipping Weight: 12 lbs.

97819 Tote tray included

	width	depth	height
Overall	20"	8½"	9½"



9104 24" Tool Box with Side Handles

Capacity: 2,162 cubic in.
 Net Weight: 15 lbs.
 Shipping Weight: 18 lbs.

97820 Tote tray included

	width	depth	height
Overall	24¼"	9½"	9½"



9118
18" Cantilever Tool Box

Capacity: 1,530 cubic in.
Net Weight: 21 lbs.
Shipping Weight: 22 lbs.

	width	depth	height
Overall	18"	10 ¹ / ₈ "	13 ¹ / ₄ "



9119
21" Hip Roof Tool Box

Capacity: 1,472 cubic in.
Net Weight: 12¹/₂ lbs.
Shipping Weight: 13 lbs.
97822 Tote tray included

	width	depth	height
Overall	21"	8 ¹ / ₂ "	8 ¹ / ₄ "



97103A
3 Drawer Hand Box

Capacity: 1,555 cubic in.
Net Weight: 23 lbs.
Shipping Weight: 24¹/₂ lbs.
97103A-LOCK Lock & key included
97103A-BB Roller Bearing slide

	width	depth	height
Overall	22"	8 ³ / ₄ "	13 ¹ / ₄ "
3 Drawers	21"	8"	2 ¹ / ₄ "



97103B
3 Drawer - Portable Hand Box

Capacity: 1,734 cubic in.
Net Weight: 24 lbs.
Shipping Weight: 27 lbs.
999013 Lock & key included
999047 Drawer liner kit included 999007
999007 Ball bearing slides (pair)

	width	depth	height
Overall	20 ¹ / ₂ "	10"	12"
1 Drawer	17 ⁵ / ₈ "	8 ³ / ₄ "	2 ⁵ / ₈ "
2 Drawers	17 ⁵ / ₈ "	8 ³ / ₄ "	2"



93001
9" Slim Line Box for 1/4" Socket Set

Capacity: 80 cubic in.
Net Weight: 3 lbs.
Shipping Weight: 3 lbs.

	width	depth	height
Overall	9"	9 ³ / ₄ "	1 ³ / ₁₆ "



93002
12" Slim Line Box for 3/8" Socket Set

Capacity: 200 cubic in.
Net Weight: 4¹/₂ lbs.
Shipping Weight: 4¹/₂ lbs.

	width	depth	height
Overall	10 ³ / ₄ "	11 ⁵ / ₈ "	1 ⁹ / ₁₆ "

HANDBOXES



Tools not included.

DXG-22-1 22 1/2" Steel Hand Box

Capacity: 2,652 cubic in.
Net Weight: 10 lbs.
Tote tray included

	width	depth	height
Overall	22 1/2"	11 1/2"	10 1/4"



Tools not included.

GMY-26RPS/4 26" Plastic Hand Box

Capacity: 2,730 cubic in.
Net Weight: 9 lbs.
Tote tray included

	width	depth	height
Overall	26"	10 1/2"	10"



Tools not included.

PR-16E 16" Plastic Hand Box

Capacity: 1,072 cubic in.
Net Weight: 2.7 lbs.
Tote tray included

	width	depth	height
Overall	16"	8 3/8"	8"



Tools not included.

PR-19E 19" Plastic Hand Box

Capacity: 1,715 cubic in.
Net Weight: 4 1/2 lbs.
Tote tray included

	width	depth	height
Overall	19"	9 1/2"	9 1/2"



Tools not included.

PR-23E 23" Plastic Hand Box

Capacity: 2,657 cubic in.
Net Weight: 5 1/2 lbs.
Tote tray included

	width	depth	height
Overall	23"	10 1/2"	11"

90012C Compartment Box With Plastic Tray & 12 Adjustable Dividers

Net Weight: 7 lbs.

Shipping Weight: 8 lbs.

90012C-INS Plastic tray with 12 dividers

	width	depth	height
Overall	18 $\frac{1}{8}$ "	12 $\frac{1}{8}$ "	3"



90004C 4 Drawer Compartment Rack

Net Weight: 29 lbs.

Shipping Weight: 31 lbs.

Ball bearing slides

	width	depth	height
Overall	20 $\frac{1}{2}$ "	12 $\frac{1}{2}$ "	14 $\frac{5}{8}$ "



90005-PAK Compartment Rack With 4 Compartment Boxes

Net Weight: 60 lbs.

Shipping Weight: 62 lbs.

Ball bearing slides

Includes locking bar

	width	depth	height
Overall	20 $\frac{1}{2}$ "	12 $\frac{1}{2}$ "	14 $\frac{5}{8}$ "



90005-BSE Compartment Box Base

	width	depth	height
Overall	21"	13 $\frac{1}{4}$ "	7 $\frac{1}{4}$ "



Replacement Dividers & Trays

90012C-DIV Package of 12 plastic dividers for use with 90012C

90012C-INS Plastic Tray and 12 dividers for use with 90012C

TOOLBOX ACCESSORIES



4" x 1" Casters

- 999024** Swivel caster with brake (1 piece)
Load Rating 160 lbs per caster
- 999025** Fixed caster (1 piece)
Load Rating 160 lbs per caster




5" x 2" Casters

- 999020** Swivel caster with brake (1 piece)
Load Rating 200 lbs per caster
- 999021** Fixed caster (1 piece)
Load Rating 200 lbs per caster



5" x 1 1/2" Heavy Duty Casters

- 999022** Swivel caster with brake (1 piece)
Load Rating 400 lbs per caster
- 999023** Fixed caster (1 piece)
Load Rating 400 lbs per caster



97844

6" x 2" TPR Needle Bearing Caster Set (of 4)

2,400 lb. Load Rating
Fits carriage Part No. 97823, 97825 and 97837
Contains: 2 fixed and 2 swivel casters with brakes



97824

6" x 2" Needle Bearing Caster Set (of 4)

3,200 lb. Load Rating
Fits carriage Part No. 97823, 97825 and 97837
Contains: 2 fixed and 2 swivel casters with brakes
97844 Brake casters 1 piece
Fixed casters 1 piece

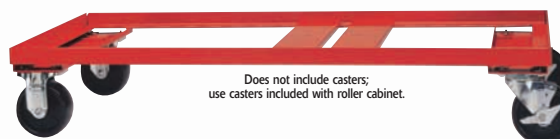


Tool Box Covers

Part No.	width	depth	height
990026	28"	19"	54"
990042	43"	19"	54"
990053	54"	24"	34"

Base Carriages

Part No.	width	depth
97823A	46"	19"
Compatible with any PRO+ Series 28" roller cabinet & 18" side rider		
97825A	54"	19"
Compatible with any 2 PRO+ Series 28" wide roller cabinets.		
97837A	65"	19"
Compatible with any PRO+ Series 28" roller cabinet & two 18" side riders		
99034	34"	18"
Compatible with 99206SB & 99208SB roller cabinets.		
99042	42"	18"
Compatible with 99210SB & 99213SB Roller cabinets.		



Does not include casters;
use casters included with roller cabinet.



Does not include casters;
use casters included with roller cabinet.



97860M
Multi Tool Magnetic Holder

Net Weight: 2 lbs.

	width	depth	height
Overall	12 1/8"	4 5/16"	1 1/2"



97843M
Can and Tool Magnetic Holder

Net Weight: 3 lbs.

	width	depth	height
Overall	16 1/8"	3 3/8"	4"



97843B
Can & Accessory Holder

Fits 26" & 34" Marquis Series cabinets
Net Weight: 2.7 lbs.

	width	depth	height
Overall	15 3/4"	3 1/2"	3 1/2"



9130B
Side Shelf

Fits 26" & 34" Marquis Series cabinets
Net Weight: 9 lbs.

	width	depth	height
Overall	17"	16"	3/4"



94702
10 Compartment Tray Organizer

- 11" x 16"
- Fuel and solvent resistant
- Sturdy plastic
- Stackable




94701
3 Compartment Tray Organizer

- 10 1/2" x 10 1/2"
- Fuel and solvent resistant
- Sturdy plastic
- Stackable

TOOL ORGANIZERS

Twist Lock Socket Bars

Part No.	Length	# Clips	Colour	Size	Replacement Clip Part No.	No. Replacement Clips
91408B	8"	9	Blue	1/4" Dr.	90014	15/pack
91408R	8"	9	Red	1/4" Dr.	90014	15/pack
93814B	13"	14	Blue	3/8" Dr.	90038	15/pack
93814R	13"	14	Red	3/8" Dr.	90038	15/pack
91215B	18"	15	Blue	1/2" Dr.	90012	15/pack
91215R	18"	15	Red	1/2" Dr.	90012	15/pack



Socket Bars With Clips

Part No.	Length	# clips	Size
SB060810	6"	10	1/4" Dr.
SB070812	9"	12	1/4" Dr.
SB111212	12"	13	3/8" Dr.
SB111211	11 1/2"	11	3/8" Dr.
SB081209	8"	9	3/8" Dr.
SB191615	19"	15	1/2" Dr.
SB111609	11"	9	1/2" Dr.
SB151611	15"	11	1/2" Dr.
SB071607	7"	7	1/2" Dr.
SB091608	9"	8	1/2" Dr.
SB112406	11"	6	3/4" Dr.

Sockets not included



Socket Organizers

Part No.	Description	Description
91401	SAE Socket Organizer	1/4" Dr. Reg & Deep
91402	Metric Socket Organizer	1/4" Dr. Reg & Deep
93801	SAE Socket Organizer	3/8" Dr. Reg & Deep
93802	Metric Socket Organizer	3/8" Dr. Reg & Deep
91201	SAE Socket Organizer	1/2" Dr. Reg & Deep
91202	Metric Socket Organizer	1/2" Dr. Reg & Deep

Plastic Socket Organizer Set

Part No.	Description
94972	Socket and Ratchet Rack 1/4"-3/8"-1/2" Dr. Holds 169 pieces Overall Size: 21 1/2" x 16"



Sockets not included

Plastic Socket Organizer Sets

Part No.	Description
94142	Socket Rack Set 1/4" Dr. (Holds 42 pieces)
94231	Socket Rack Set 3/8" Dr. (Holds 31 pieces)
94330	Socket Rack Set 1/2" Dr. (Holds 30 pieces)
94410	Socket Rack Set 3/4" Dr. (Holds 10 pieces)




Gripper Wrench Organizer

Part No.	Description
94815	Gripper Wrench Organizer (Holds 15 pieces)
94811	Gripper Wrench Organizer (Holds 11 pieces)
94809	Gripper Wrench Organizer (Holds 9 pieces)
94806	Gripper Wrench Organizer (Holds 6 pieces)
94805	Gripper Wrench Organizer (Holds 5 pieces)
94804	Gripper Wrench Organizer (Holds 4 pieces)



Wrench Organizers


Part No.	Description
94715	Wrench Organizer (Holds 15 pieces)
94711	Wrench Organizer (Holds 11 pieces)



94812 Gripper Stubby Wrench Organizer

Holds 11 wrenches

	Dimensions
Overall	10" x 2 1/4"



94772 Wrench Organizer

Holds 72 pieces

	Dimensions
Overall	21 1/2" x 16"



Tools sold separately.

89922 Magnetic Rectangular Tray

	Dimensions
Overall	9 1/2" x 1 1/4" x 5 1/2"




Parts not included.

89923 Magnetic Parts Bowl

	Description
Overall	6" diameter, attaches to any steel surface

1000V Insulated Tools



The highest standard. Yours.



GRAY TOOLS



Why Gray Tools?

Quality at the Core

Underneath 2 layers of protective insulation is the same Gray tool professionals have trusted since 1912. People who do extraordinary work for essential service providers such as Ontario Hydro, Bell Canada, Toronto Transit, General Electric and many other industrial facilities across Canada trust the quality and dependability of Gray tools.

Highly Customizable Assortment

With over 6,000 products in the standard catalogue assortment, Gray Tools is able to satisfy almost any professional's hand tool needs. A special partnership with a domestic insulation specialist combined with our manufacturing capabilities gives us the unique ability to insulate almost any tool in our assortment quickly and efficiently. If your job requires an insulated tool that is not part of our current insulated tool assortment, let us know and we'll insulate it for you.

Insulated Ratchets.	050
Insulated Extensions.	051
Insulated Sockets.	052
Insulated Wrenches.	055
Insulated Screwdrivers.	057
Insulated Nut Drivers.	058
Insulated Pliers.	059
Insulated Hex Keys	061
Insulated Hack Saw	061

Insulation Process

Each Gray insulated tool goes through a very lengthy and labour-intensive process that spans many days with many steps largely completed carefully and painstakingly by hand.

Tool Preparation

The process begins with modifying the original Gray tool to be insulated in order to meet the ASTM F1505 standards.

The goal is to ensure the tool operator is unable to contact any exposed metal that could potentially be energized during the normal operation of the tool.

Tool design and modification must be done in a way that will not compromise the strength and functionality of the tool for which it was originally designed.

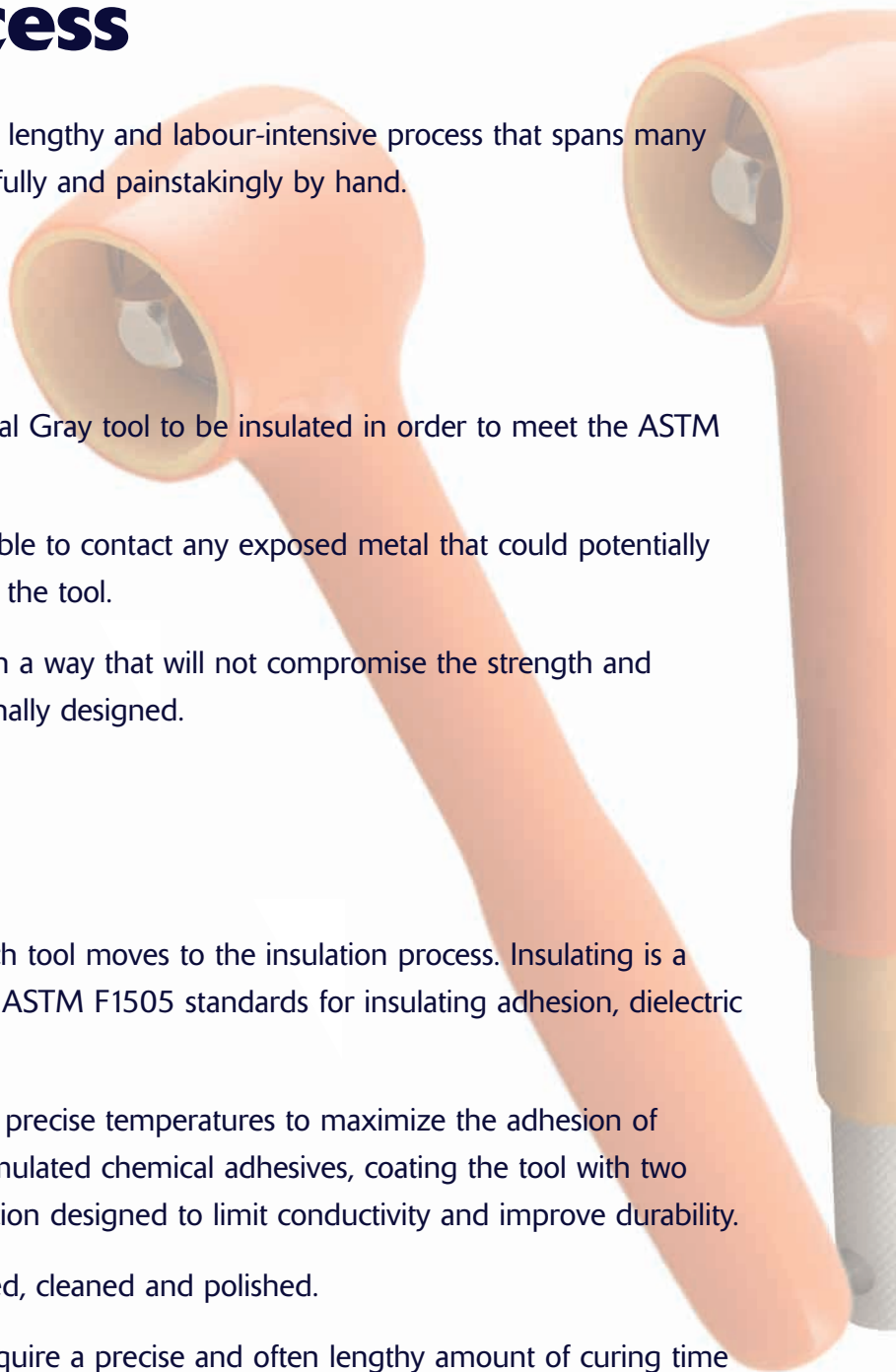
Insulation Process

Once the preparation phase is completed each tool moves to the insulation process. Insulating is a multi-step process that meets or exceeds the ASTM F1505 standards for insulating adhesion, dielectric properties, flammability, and durability.

Some of the steps include heating the tool to precise temperatures to maximize the adhesion of the insulating material, applying specially formulated chemical adhesives, coating the tool with two different uniquely formulated layers of insulation designed to limit conductivity and improve durability.

In the final stages the insulated tool is trimmed, cleaned and polished.

Most of the steps in the insulating process require a precise and often lengthy amount of curing time to achieve optimum results.



Individual Tool Testing

With the insulation process completed, each tool is then subjected to a series of tests to ensure compliance to ASTM F1505. The goal of these tests is to ensure the adhesiveness of the insulating material under a variety of temperatures and conditions as well as making sure each tool meets or exceeds the dielectric minimums set forth in the specifications.

This means each tool is charged with 10,000 V of energy for 180 seconds to ensure its insulation resists potential electrical shock. Additional tests involve the flammability and the durability of the insulating material.

Only after a tool has passed every exhaustive test is it laser engraved with the ASTM F1505 double triangle symbol and the year the tool was insulated.

Our Goal - Maximum Protection

Each Gray insulated tool is double insulated to ensure maximum protection for the operator.

In addition to providing protection for up to 1000V the dual coloured insulation also serves as an added visual safety indicator. Under the orange top layer of insulation is a second yellow layer. Should the yellow layer be visible through the outer orange layer the user is immediately alerted that the tool is no longer safe to use and must be discarded.

Insulated tools are an important link in the overall chain of safety when it comes to working on potentially energized material. Other important safety items include insulated gloves, insulated boots and arc flash protection suits and clothing.

1000V INSULATED RATCHETS



1/4" Dr. Round Head Ratchet

Part No.	Length in.	No. of Teeth	Weight lbs.
10842-I	5 ³ / ₄	42	0.50

Individually insulated and tested to ASTM F1505 Standards. ⚡



3/8" Dr. Round Head Ratchet

Part No.	Length in.	No. of Teeth	Weight lbs.
20842-I	8 ¹ / ₄	42	1.00

Individually insulated and tested to ASTM F1505 Standards. ⚡



1/2" Dr. Round Head Ratchet

Part No.	Length in.	No. of Teeth	Weight lbs.
30842-I	10 ¹ / ₄	42	1.62

Individually insulated and tested to ASTM F1505 Standards. ⚡



Important: An insulated extension is always required between the ratchet and the socket.

1000V INSULATED EXTENSIONS

1/4" Ratchet Extension

Part No.	Length in.	Weight lbs.
V606-I	6	0.19

Individually insulated and tested to ASTM F1505 Standards. ⚠



3/8" Ratchet Extensions

Part No.	Length in.	Weight lbs.
T31-I	3	0.25
T4-I	6	0.43
T41-I	8	0.56

Individually insulated and tested to ASTM F1505 Standards. ⚠



1/2" Ratchet Extensions

Part No.	Length in.	Weight lbs.
718-I	5	1.00
719-I	10	1.25

Individually insulated and tested to ASTM F1505 Standards. ⚠



1000V INSULATED RATCHETS



1/4" Drive 12 Point SAE

Hex Size	Part No.	Overall Length in.	Weight lbs.
3/16"	V106-I	1 1/2	0.03
7/32"	V107-I	1 1/2	0.03
1/4"	V108-I	1 1/2	0.03
9/32"	V109-I	1 1/2	0.04
5/16"	V110-I	1 1/2	0.04
11/32"	V111-I	1 1/2	0.04
3/8"	V112-I	1 1/2	0.06
7/16"	V114-I	1 1/2	0.06
1/2"	V116-I	1 1/2	0.07
9/16"	V118-I	1 1/2	0.09

Individually insulated and tested to ASTM F1505 Standards. ⚡



1/4" Drive 6 Point Metric

Hex Size	Part No.	Overall Length in.	Weight lbs.
4 mm	M604-I	1 1/2	0.03
4.5 mm	M604.5-I	1 1/2	0.03
5 mm	M605-I	1 1/2	0.03
5.5 mm	M605.5-I	1 1/2	0.03
6 mm	M606-I	1 1/2	0.03
7 mm	M607-I	1 1/2	0.04
8 mm	M608-I	1 1/2	0.04
9 mm	M609-I	1 1/2	0.04
10 mm	M610-I	1 1/2	0.04
11 mm	M611-I	1 1/2	0.06
12 mm	M612-I	1 1/2	0.06
13 mm	M613-I	1 1/2	0.07
14 mm	M614-I	1 1/2	0.09
15 mm	M615-I	1 1/2	0.09

Individually insulated and tested to ASTM F1505 Standards. ⚡



Important: Insulated tools are an important link in the overall chain of safety when it comes to working on potentially energized material. Other important safety items include insulated gloves, insulated boots and arc flash prevention suits and clothing.

1000V INSULATED SOCKETS

3/8" Drive 12 Point SAE

Hex Size	Part No.	Overall Length in.	Weight lbs.
3/8"	T12-I	1 3/4	0.12
7/16"	T14-I	1 3/4	0.14
1/2"	T16-I	1 3/4	0.15
9/16"	T18-I	1 3/4	0.17
5/8"	T20-I	1 3/4	0.18
11/16"	T22-I	1 3/4	0.20
3/4"	T24-I	1 3/4	0.21
13/16"	T26-I	1 3/4	0.25
7/8"	T28-I	1 3/4	0.28

Individually insulated and tested to ASTM F1505 Standards. ⚠



3/8" Drive 12 Point Metric

Hex Size	Part No.	Overall Length in.	Weight lbs.
8 mm	MT8-I	1 3/4	0.12
9 mm	MT9-I	1 3/4	0.12
10 mm	MT10-I	1 3/4	0.12
11 mm	MT11-I	1 3/4	0.14
12 mm	MT12-I	1 3/4	0.15
13 mm	MT13-I	1 3/4	0.15
14 mm	MT14-I	1 3/4	0.15
15 mm	MT15-I	1 3/4	0.18
16 mm	MT16-I	1 3/4	0.18
17 mm	MT17-I	1 3/4	0.25
18 mm	MT18-I	1 3/4	0.25
19 mm	MT19-I	1 3/4	0.26

Individually insulated and tested to ASTM F1505 Standards. ⚠



Safety Tip: If you are able to see the yellow safety insulated under-layer showing through the orange layer, the tool is no longer safe to use and should be replaced.

1000V INSULATED RATCHETS



1/2" Drive 12 Point SAE

Hex Size	Part No.	Overall Length in.	Weight lbs.
3/8"	1406-I	2 1/4	0.21
7/16"	1407-I	2 1/4	0.23
1/2"	1408-I	2 1/4	0.25
9/16"	1409-I	2 1/4	0.26
5/8"	1410-I	2 1/4	0.28
11/16"	1411-I	2 1/4	0.29
3/4"	1412-I	2 1/4	0.31
13/16"	1413-I	2 1/4	0.34
7/8"	1414-I	2 1/4	0.39
15/16"	1415-I	2 1/4	0.46
1"	1432-I	2 1/4	0.53

Individually insulated and tested to ASTM F1505 Standards. ⚡



1/2" Drive 12 Point Metric

Hex Size	Part No.	Overall Length in.	Weight lbs.
10 mm	M1210-I	2 1/4	0.15
11 mm	M1211-I	2 1/4	0.15
12 mm	M1212-I	2 1/4	0.17
13 mm	M1213-I	2 1/4	0.18
14 mm	M1214-I	2 1/4	0.20
15 mm	M1215-I	2 1/4	0.21
16 mm	M1216-I	2 1/4	0.23
17 mm	M1217-I	2 1/4	0.25
18 mm	M1218-I	2 1/4	0.26
19 mm	M1219-I	2 1/4	0.28
20 mm	M1220-I	2 1/4	0.29
21 mm	M1221-I	2 1/4	0.29
22 mm	M1222-I	2 1/4	0.31

Individually insulated and tested to ASTM F1505 Standards. ⚡



Important: An insulated extension is always required between the ratchet and the socket.

1000V INSULATED WRENCHES



12 Point Box End Wrenches – SAE

Hex Size	Part No.	Overall Length in.	Box End Width in.	Box End Thickness in.	Weight lbs.
1/4"	157B-I	4 1/2	0.54	0.23	0.06
5/16"	158B-I	5	0.68	0.25	0.09
11/32"	159B-I	5	0.70	0.25	0.10
3/8"	160B-I	5 1/2	0.75	0.30	0.12
7/16"	161B-I	5 1/2	0.89	0.33	0.15
1/2"	162B-I	6	0.94	0.31	0.21
9/16"	163B-I	6 1/4	1.06	0.33	0.25
5/8"	164B-I	6 3/4	1.12	0.38	0.31
11/16"	165B-I	7 1/2	1.24	0.40	0.43
3/4"	166B-I	8	1.29	0.44	0.53
13/16"	166SB-I	9	1.42	0.51	0.56
7/8"	167B-I	9 1/2	1.56	0.50	0.62
15/16"	168B-I	10 1/4	1.58	0.51	0.71
1"	169B-I	11	1.68	0.57	1.12

Individually insulated and tested to ASTM F1505 Standards. ⚠



12 Point Box End Wrenches – Metric

Hex Size	Part No.	Overall Length in.	Box End Width in.	Box End Thickness in.	Weight lbs.
6mm	MEB6-I	4 1/4	0.55	0.20	0.06
7mm	MEB7-I	4 1/2	0.56	0.20	0.07
8mm	MEB8-I	5	0.67	0.26	0.09
9mm	MEB9-I	5 1/4	0.76	0.32	0.12
10mm	MEB10-I	5 1/2	0.85	0.34	0.15
11mm	MEB11-I	5 1/2	0.85	0.32	0.18
12mm	MEB12-I	6	0.94	0.30	0.20
13mm	MEB13-I	6	0.94	0.32	0.21
14mm	MEB14-I	6 1/4	1.05	0.33	0.23
15mm	MEB15-I	6 1/4	1.02	0.33	0.25
16mm	MEB16-I	6 3/4	1.17	0.37	0.31
17mm	MEB17-I	7 1/4	1.24	0.44	0.37

Individually insulated and tested to ASTM F1505 Standards. ⚠



176LR-I 14 Pieces 12 Point SAE Box End Wrench Set

Contains: 1/4", 5/16", 11/32", 3/8", 7/16", 1/2", 9/16", 5/8", 11/16", 3/4", 13/16", 7/8", 15/16", 1"

Includes Canvas Pouch



M212R-I 12 Pieces 12 Point Metric Box End Wrench Set

Contains: 6, 7, 8, 9, 10, 11, 12, 13, 14, 15, 16, 17mm

Includes Canvas Pouch

1000V INSULATED WRENCHES



Open End Wrenches - SAE

Hex Size	Part No.	Overall Length in.	Box End Width in.	Box End Thickness in.	Weight lbs.
1/4"	E08-I	4 1/2	0.7	0.37	0.06
5/16"	E010-I	4 3/4	0.82	0.4	0.07
11/32"	E011-I	4 3/4	0.83	0.42	0.09
3/8"	E012-I	5	0.96	0.45	0.12
7/16"	E014-I	5 1/2	1.09	0.48	0.15
1/2"	E016-I	6	1.18	0.51	0.20
9/16"	E018-I	6 1/4	1.4	0.59	0.28
5/8"	E020-I	7	1.53	0.63	0.34
11/16"	E022-I	7 1/2	1.68	0.68	0.46
3/4"	E024-I	8	1.78	0.68	0.53
13/16"	E026-I	9	1.84	0.66	0.62
7/8"	E028-I	9 3/4	2.02	0.73	0.68
15/16"	E030-I	10 1/4	2.05	0.71	0.78
1"	E032-I	10 3/4	2.25	0.78	1.00

Individually insulated and tested to ASTM F1505 Standards. ⚠



Open End Wrenches - Metric

Hex Size	Part No.	Overall Length in.	Box End Width in.	Box End Thickness in.	Weight lbs.
6mm	MEBO6-I	4 1/4	0.74	0.40	0.06
7mm	MEBO7-I	4 1/2	0.74	0.40	0.07
8mm	MEBO8-I	4 3/4	0.85	0.43	0.09
9mm	MEBO9-I	5 1/4	0.98	0.48	0.12
10mm	MEBO10-I	5 1/2	1.11	0.50	0.17
11mm	MEBO11-I	5 1/2	1.11	0.49	0.18
12mm	MEBO12-I	6	1.21	0.54	0.20
13mm	MEBO13-I	6	1.21	0.54	0.21
14mm	MEBO14-I	6 1/4	1.38	0.60	0.28
15mm	MEBO15-I	6 1/4	1.39	0.60	0.28
16mm	MEBO16-I	7	1.46	0.57	0.34
17mm	MEBO17-I	7 1/4	1.39	0.57	0.45

Individually insulated and tested to ASTM F1505 Standards. ⚠



Adjustable Wrenches


Part No.	Overall Length in.	Maximum Opening in.	Weight lbs.
65308A-I	8"	1.08	0.75
65310A-I	10"	1.35	1.12
65312A-I	12"	1.5	1.87

Only handle provides protection against electrical shock. ⚠

1000V INSULATED SCREWDRIVERS

Slotted - Round Shank


Part No.	Blade Length in.	Overall Length in.	Tip Size	Shank Size in.	Weight lbs.
30404-I	4	8	.016 x 1/8	1/8	0.25
30506-I	6	10	.020 x 5/32	5/32	0.28
30606-I	6	9 3/4	.028 x 3/16	3/16	0.28

Individually insulated and tested to ASTM F1505 Standards. 



Phillips® - Round Shank

Part No.	Blade Length in.	Overall Length in.	Tip Size	Shank Size in.	Weight lbs.
50002-I	2 3/8	7	No 0	1/8	0.21
50103-I	3 1/4	7	No 1	3/16	0.25
50204-I	4	8 1/4	No 2	1/4	0.37
50306-I	6	10 3/4	No 3	5/16	0.50
50408-I	8	12 3/4	No 4	3/8	0.62

Individually insulated and tested to ASTM F1505 Standards. 



Square Recess - Extra Long

Part No.	Blade Length in.	Overall Length in.	Tip Size	Shank Size in.	Weight lbs.
RB221-I	6	10	No 1	5/16	0.37
RB222-I	6	10 1/4	No 2	5/16	0.40
RB223-I	6	10 1/4	No 3	5/16	0.40
RB224-I	6	11	No 4	5/16	0.50

Individually insulated and tested to ASTM F1505 Standards. 




INSULATED NUT DRIVERS



Nut Drivers - SAE

Part No.	Hex Opening in.	Overall Length in.	Weight lbs.
CH06-I	3/16	6 1/4	0.31
CH08-I	1/4	6 1/2	0.32
CH10-I	5/16	6 3/4	0.37
CH11-I	11/32	7	0.39
CH12-I	3/8	7	0.40
CH14-I	7/16	7 3/4	0.50
CH16-I	1/2	8	0.51

Individually insulated and tested to ASTM F1505 Standards. 



Nut Drivers - Metric

Part No.	Hex Opening in.	Overall Length in.	Weight lbs.
CH05M-I	5 mm	6	0.22
CH06M-I	6 mm	6 1/2	0.25
CH07M-I	7 mm	7	0.28
CH08M-I	8 mm	7	0.28
CH09M-I	9 mm	7	0.29
CH10M-I	10 mm	7 3/4	0.50
CH11M-I	11 mm	7 3/4	0.50

Individually insulated and tested to ASTM F1505 Standards. 



CHS7A-I 7 Pieces SAE Nut Driver Set

Contains: 3/16", 1/4", 5/16", 11/32", 3/8", 7/16", 1/2"
Includes Canvas Pouch




CHS7MA-I 7 Pieces Metric Nut Driver Set

Contains: 5, 6, 7, 8, 9, 10, 11mm
Includes Canvas Pouch

Need a tool or size not in this catalogue? Contact us at info@graytools.com for a custom tool insulation quote.

Linesman's Combination with Cutter


Part No.	Overall Length in.	Jaw Length in.	Weight lbs.
B212B-I	7	1¼	0.75
B214B-I	8	1⅜	0.87
B218B-I	9	1⅝	0.90

Individually insulated and tested to ASTM F1505 Standards. 



Flat Nose

Part No.	Overall Length in.	Jaw Length in.	Weight lbs.
B224A-I	6½	2	0.50

Individually insulated and tested to ASTM F1505 Standards. 



Needle Nose Straight Cutter


Part No.	Overall Length in.	Jaw Length in.	Weight lbs.
B231B-I	6½	2	0.37
B232B-I	8	2¾	0.62

Individually insulated and tested to ASTM F1505 Standards. 



Needle Nose 45° Curved With Cutter


Part No.	Overall Length in.	Jaw Length in.	Weight lbs.
B238B-I	6½	2	0.50
B239B-I	8	2¾	0.62

Individually insulated and tested to ASTM F1505 Standards. 



Side Cutting - Diamond Slim Nose

Part No.	Overall Length in.	Jaw Length in.	Weight lbs.
B241B-I	6½	7/8	0.62
B243B-I	7¼	1	0.75

Individually insulated and tested to ASTM F1505 Standards. 



1000V INSULATED PLIERS



End Cutting

Part No.	Overall Length in.	Jaw Length in.	Weight lbs.
B255B-I	6½	¼	0.62

Individually insulated and tested to ASTM F1505 Standards. ⚠



Tongue & Groove Slip Joint

Part No.	Overall Length in.	Jaw Length in.	Capacity in.	Weight lbs.
B45-10A-I	10½	1¼	1½	1.12
B45-12A-I	12½	1½	2⅝	2.25


Individually insulated and tested to ASTM F1505 Standards. ⚠



Electrical/Electronic 5 in 1 Tool

Part No.	Description	Overall Length in.	Weight lbs.
B121-I	Stripper, Crimper, Bolt Cutter: Strips: 22-20/18/16/14/12/10 AWG Crimps: Insulated and Non-Insulated: 22-14, 12-10 AWG Non-Insulated Auto 7 and 8 mm Bolt Cutter: 4-40/6-32/8-32/10-32/10-24 inches	8¼	0.62

Individually insulated and tested to ASTM F1505 Standards. ⚠



Stripper/Cutter

Part No.	Description	Overall Length in.	Weight lbs.
B123-I	Strips: 22-20/18/16/14/12/10 AWG Crimps: Insulated and Non-Insulated: 22-14, 12-10 AWG Non-Insulated Auto 7 and 8 mm Bolt Cutter: 4-40/6-32/8-32/10-32/10-24 inches	8½	0.50

Individually insulated and tested to ASTM F1505 Standards. ⚠

1000V INSULATED HEX KEYS & HACK SAW

T-Handle Hex Keys - SAE

Hex Size	Part No.	Overall Length in.	Blade Length in.	Weight lbs.
3/32"	68606-I	4 1/2	2.56	0.18
7/64"	68607-I	4 3/4	2.75	0.18
1/8"	68608-I	5	2.95	0.21
9/64"	68609-I	5	2.95	0.25
5/32"	68610-I	5 1/4	3.35	0.31
3/16"	68612-I	6	3.94	0.37
7/32"	68614-I	6 1/2	4.33	0.43
1/4"	68616-I	6 1/2	4.72	0.43
5/16"	68620-I	8	5.83	0.81
3/8"	68624-I	9 1/4	7.01	0.87

Individually insulated and tested to ASTM F1505 Standards. ⚡



T-Handle Hex Keys - Metric

Hex Size	Part No.	Overall Length in.	Blade Length in.	Weight lbs.
2mm	67602-I	4 1/4	2.17	0.18
2.5mm	67625-I	4 1/4	2.56	0.18
3mm	67603-I	5	2.95	0.21
4mm	67604-I	5 1/4	3.35	0.25
5mm	67605-I	6	3.94	0.37
6mm	67606-I	7	4.72	0.50
8mm	67608-I	8	5.83	0.87
10mm	67610-I	9	7.01	1.00

Individually insulated and tested to ASTM F1505 Standards. ⚡



6" Blade Mini Hacksaw

Part No.	Description
2612HS-I	Oval frame design for greater cutting depth.

Individually insulated and tested to ASTM F1505 Standards. ⚡



Important: Keep insulated tools away from heat sources, in order to avoid damage to the insulation material.

SOCKETS & ATTACHMENTS



The highest standard. Yours.



GRAY TOOLS



FEATURES & BENEFITS

- One of the largest socket ranges available. From 1/4" to 2 1/2" drive and up to 8" hex diameter.
- Professional grade sockets are available in chrome, impact, hex head & Torx® and designed to meet or exceed all government specifications.
- Sockets are available in SAE & Metric, 6, 8 & 12 point, in standard or deep lengths.
- A unique socket design eliminates fastener rounding while providing a secure and powerful hold; even on worn or rounded fasteners.
- Innovative handle, gear & pawl designs allow the 20, 32, 36, 40 & 72 tooth ratchets to deliver remarkable torque, speed and safety.
- Ratchets are drop forged, polished and chrome plated to a superior corrosion resistant finish.
- Over 155 conveniently packaged and assembled ratchet, attachment and socket sets to choose from.

1/4" Drive	064
3/8" Drive	076
1/2" Drive	102
3/4" Drive	129
1" Drive	139
1 1/2" Drive.	145
2 1/2" Drive.	148

1/4" DRIVE SOCKETS & ATTACHMENTS

Closed Back Design Ratchet

FEATURES

Greater Performance

Up to 40% more torque versus our previous generation ratchets.

Protected for life

Our in-house nickel-plating process delivers a jewelry like finish and industry leading corrosion protection.

Improved performance

The closed back design prevents dirt and debris from damaging the ratcheting mechanism resulting in superior tool life.

Sleeker Design

New contour handle, thinner head and compact design make it ideal for any application.



Reversible Ratchet

Part No.	Description	Length
V2536	Reversible Ratchet 36 Tooth - Chrome	5"
V2536B	Reversible Ratchet 36 Tooth - Black	5"

Federal Spec. CDA 39-GP-12b U.S. GGG-W-641E ANSI B107.10M



Screwdriver Handle Ratchet

Part No.	Description	Length
10836	Reversible Ratchet, 36 tooth - Chrome with Orange Florescent Handle	6 1/2"



Screwdriver Handle Round Head Ratchet

Part No.	Description	Length
10872	Reversible Ratchet, 72 tooth - Chrome with Orange Florescent Handle	6 1/4"

1/4" DRIVE SOCKETS & ATTACHMENTS



Flex Handle

Part No.	Description	Length
V26	Flex Handle - Chrome	5 1/2"


Federal Spec. CDA 39-GP-12b U.S. GGG-W-641E ANSI B107.10M



Hand Driver - Flex

Part No.	Description	Length
SD14	Hand Driver, flexible shank	6 5/8"

Federal Spec. CDA 39-GP-12b U.S. GGG-W-641E



Hand Driver

Part No.	Description	Length
V780	Hand Driver, solid shank	6"

Federal Spec. CDA 39-GP-12b U.S. GGG-W-641E ANSI B107.10M



Sliding T Handle

Part No.	Description	Length
V17	Sliding T Handle - Chrome	4 1/2"

Federal Spec. CDA 39-GP-12b U.S. GGG-W-641E ANSI B107.10M



Extensions - Male Square End

Part No.	Male	Description	Length
79242	1/4"	1/4" male hex drive - extension	2"
79244	1/4"	1/4" male hex drive - extension	4"

1/4" DRIVE SOCKETS & ATTACHMENTS



Extension - Flex

Part No.	Description	Length
MF6	Extension - Flexible	6"

Federal Spec. CDA 39-GP-12b U.S. GGG-W-641E ANSI B107.10M



Extensions

Part No.	Description	Length
V602	Chrome Extension	2"
V603	Chrome Extension	3"
V606	Chrome Extension	6"
V610	Chrome Extension	10"
V614	Chrome Extension	14"
V602W	Chrome Wobble Extension	2"
V604W	Chrome Wobble Extension	4"
V606W	Chrome Wobble Extension	6"

Federal Spec. CDA 39-GP-12b U.S. GGG-W-641E ANSI B107.10M



14003S 3 Pieces Wobble Extension Set

Part No.	Length
V602W	2"
V604W	4"
V606W	6"

1/4" DRIVE SOCKETS & ATTACHMENTS

Universal Joint

Part No.	Description	Length
V760	Universal joint	1 1/2"

Federal Spec. CDA 39-GP-12b U.S. GGG-W-641E ANSI B107.10M



Chrome Swivel Universal Joint

Part No.	Female	Male	Length
SWJ14	1/4"	1/4"	1 1/4"

No. SWJ3S 3 Pieces Chrome Swivel Universal Joint Set

Part No.	Description	Length
SWJ14	1/4" Female, 1/4" Male	1 1/4"
SWJ38	3/8" Female, 3/8" Male	1 3/4"
SWJ12	1/2" Female, 1/2" Male	2 3/8"

Includes foam tray organizer.



42506 6 Pieces Adapter Set

Part No.	Description	Length
4206	1/2" Female, 3/8" Male	1.42"
4215	3/8" Female, 1/2" Male	1.47"
4216	3/8" Female, 1/4" Male	1.05"
4217	1/4" Female, 3/8" Male	1.03"
4298	1/2" Female, 3/4" Male	1.80"
4299	3/4" Female, 1/2" Male	2.04"

Includes socket rail



Adapter

Part No.	Description	Female	Male	Length
4216*	Adapter	3/8"	1/4"	1 3/64"
4217	Adapter	1/4"	3/8"	1 1/8"

Federal Spec. CDA 39-GP-12b U.S. GGG-W-641E ANSI B107.10M

* Due to the nature of the product this item is not warranted.

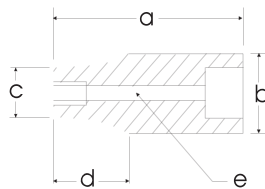
1/4" DRIVE SOCKETS & ATTACHMENTS

6 & 12 Point Standard Length



Hex Size	6 Point Part No.	12 Point Part No.	Overall Length in. a	Drive End in. b	Hex End in. c	Taper Length in. d	Bolt Clearance in. e
5/32"	V5	—	0.88	0.45	0.29	0.44	0.15
3/16"	V6	V106	0.88	0.45	0.31	0.44	0.15
7/32"	V7	V107	0.88	0.45	0.34	0.44	0.15
1/4"	V8	V108	0.88	0.45	0.38	0.44	0.20
9/32"	V9	V109	0.88	0.45	0.42	0.44	0.18
5/16"	V10	V110	0.88	0.46	0.46	—	0.21
11/32"	V11	V111	0.88	0.50	0.50	—	0.21
3/8"	V12	V112	0.88	0.55	0.55	—	0.43
7/16"	V14	V114	0.88	0.61	0.61	—	0.51
1/2"	V16	V116	0.88	0.68	0.68	—	0.58
9/16"	V18	V118	0.88	0.70	0.70	—	0.65

Federal Spec. CDA 39-GP-12b U.S. GGG-W-641E ANSI B1071



6 & 12 Point Deep Length

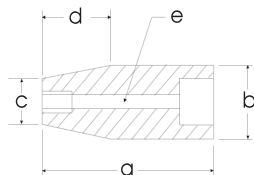
Hex Size	6 Point Part No.	12 Point Part No.	Overall Length in. a	Drive End in. b	Hex End in. c	Taper Length in. d	Bolt Clearance in. e
3/16"	VL6	VL106	2.00	0.45	0.31	0.98	0.21
7/32"	VL7	VL107	2.00	0.45	0.35	0.98	0.21
1/4"	VL8	VL108	2.00	0.45	0.39	0.98	0.21
9/32"	VL9	VL109	2.00	0.45	0.43	0.98	0.21
5/16"	VL10	VL110	2.00	0.45	0.45	—	0.26
11/32"	VL11	VL111	2.00	0.50	0.50	—	0.26
3/8"	VL12	VL112	2.00	0.55	0.55	—	0.33
7/16"	VL14	VL114	2.00	0.61	0.61	—	0.41
1/2"	VL16	VL116	2.00	0.68	0.68	—	0.42
9/16"	VL18	VL118	2.00	0.77	0.77	—	0.57

Federal Spec. CDA 39-GP-12b U.S. GGG-W-641E ANSI B1071



Note: **NOT FOR IMPACT USE.**
Above items on this page are for hand use only.

1/4" DRIVE SOCKETS & ATTACHMENTS



6 Point Standard Length

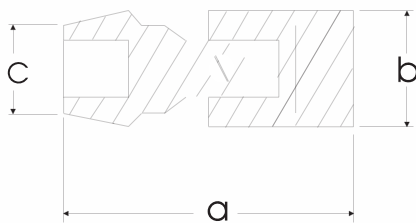
Hex Size	6 Point Part No.	Overall Length mm a	Drive End mm b	Hex End mm c	Taper Length mm d	Bolt Clearance mm e
4mm	M604	22.25	11.33	6.96	11.07	3.73
4.5mm	M604.5	22.25	11.33	6.96	11.07	3.73
5mm	M605	22.25	11.33	7.85	11.07	4.11
5.5mm	M605.5	22.25	11.33	7.85	11.07	4.11
6mm	M606	22.25	11.33	9.25	11.07	4.90
7mm	M607	22.25	11.33	10.74	11.07	5.49
8mm	M608	22.25	11.76	11.76	—	5.28
9mm	M609	22.25	12.75	12.75	—	5.28
10mm	M610	22.25	13.87	13.87	—	10.16
11mm	M611	22.25	15.57	15.57	—	11.15
12mm	M612	22.25	17.12	17.12	—	12.17
13mm	M613	22.25	18.39	18.39	—	13.18
14mm	M614	22.25	19.81	19.81	—	14.20
15mm	M615	22.25	19.81	19.81	—	14.20

6 Point Deep Length

Hex Size	6 Point Part No.	Overall Length mm a	Drive End mm b	Hex End mm c	Taper Length mm d	Bolt Clearance mm e
4mm	ML604	50.80	11.43	6.96	22.35	5.33
5mm	ML605	50.80	11.35	8.03	22.61	5.33
5.5mm	ML605.5	50.80	11.33	8.83	22.61	5.33
6mm	ML606	50.80	11.33	9.37	22.61	6.10
7mm	ML607	50.80	11.33	10.74	22.61	6.10
8mm	ML608	50.80	11.33	11.33	—	6.10
9mm	ML609	50.80	12.57	12.57	—	6.48
10mm	ML610	50.80	13.82	13.82	—	6.10
11mm	ML611	50.80	15.57	15.57	—	6.10
12mm	ML612	50.80	17.12	17.12	—	6.10
13mm	ML613	50.80	18.39	18.39	—	6.10
14mm	ML614	50.80	19.63	19.63	—	6.10

Federal Spec. CDA 39-GP-12M U.S. GGG-W-641E ANSI B107.5

Federal Spec. CDA 39-GP-12M U.S. GGG-W-641E ANSI B107.5



12 Point Universal Joint Sockets Standard Length

Hex Size	12 Point Part No.	Overall Length in. a	Drive End in. b	Hex End in. c
3/16"	VU6	1.38	0.30	0.55
7/32"	VU7	1.38	0.33	0.55
1/4"	VU8	1.38	0.36	0.55
9/32"	VU9	1.45	0.41	0.55
5/16"	VU10	1.45	0.47	0.55
11/32"	VU11	1.45	0.51	0.55
3/8"	VU12	1.56	0.55	0.55
7/16"	VU14	1.56	0.61	0.55
1/2"	VU16	1.56	0.70	0.55
9/16"	VU18	1.56	0.74	0.55

6 Point Universal Joint Sockets Standard Length

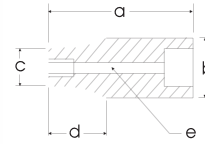
Hex Size	6 Point Part No.	Overall Length mm a	Drive End mm b	Hex End mm c
5mm	MU5H	35	6	9.5
6mm	MU6H	35	6	9.5
7mm	MU7H	35	8	9.5
8mm	MU8H	35	8	9.5
9mm	MU9H	35	8	9.5
10mm	MU10H	40	8.5	9.5
11mm	MU11H	40	8.5	9.5
12mm	MU12H	40	8.5	9.5
13mm	MU13H	40	8.5	9.5

Note: **NOT FOR IMPACT USE.**
Above items on this page are for hand use only.

1/4" DRIVE SOCKETS & ATTACHMENTS

Female Torx® Impact Sockets

Hex Size	Part No.	Overall Length in. a	Drive End in. b	Hex End in. c	Taper Length in. d	Bolt Clearance in. e
E4	14004	1.0	0.5	0.25	0.33	0.83
E5	14005	1.0	0.5	0.30	0.33	0.81
E6	14006	1.0	0.5	0.33	0.33	0.79
E7	14007	1.0	0.5	0.35	0.33	0.75
E8	14008	1.0	0.5	0.39	0.33	0.75



15010 10 Pieces 6 Point Standard SAE Socket Set

Contains: 3/16", 7/32", 1/4", 9/32", 5/16", 11/32", 3/8", 7/16", 1/2", 9/16"
Includes socket rail



15009 9 Pieces 6 Point Standard SAE Socket Set

Contains: 3/16", 7/32", 1/4", 9/32", 5/16", 11/32", 3/8", 7/16", 1/2"
Includes socket rail



15008 8 Pieces 6 Point Standard SAE Socket Set

Contains: 1/4", 9/32", 5/16", 11/32", 3/8", 7/16", 1/2", 9/16"
Includes socket rail

1/4" DRIVE SOCKETS & ATTACHMENTS



15210
10 Pieces 6 Point Deep SAE Socket Set

Contains: 3/16", 7/32", 1/4", 9/32", 5/16", 11/32", 3/8", 7/16", 1/2", 9/16"
Includes socket rail



15208
8 Pieces 6 Point Deep SAE Socket Set

Contains: 1/4", 9/32", 5/16", 11/32", 3/8", 7/16", 1/2", 9/16"
Includes socket rail



15110
10 Pieces 12 Point Standard SAE Socket Set

Contains: 3/16", 7/32", 1/4", 9/32", 5/16", 11/32", 3/8", 7/16", 1/2", 9/16"
Includes socket rail



15108
8 Pieces 12 Point Standard SAE Socket Set

Contains: 1/4", 9/32", 5/16", 11/32", 3/8", 7/16", 1/2", 9/16"
Includes socket rail

1/4" DRIVE SOCKETS & ATTACHMENTS



15310
10 Pieces 12 Point Deep SAE Socket Set

Contains: 3/16", 7/32", 1/4", 9/32", 5/16", 11/32", 3/8", 7/16", 1/2", 9/16"
Includes socket rail



15308
8 Pieces 12 Point Deep SAE Socket Set

Contains: 1/4", 9/32", 5/16", 11/32", 3/8", 7/16", 1/2", 9/16"
Includes socket rail



19014
14 Pieces 6 Point Standard Metric Socket Set

Contains: 4, 4.5, 5, 5.5, 6, 7, 8, 9, 10, 11, 12, 13, 14, 15mm
Includes socket rail



19012
12 Pieces 6 Point Standard Metric Socket Set

Contains: 4, 5, 6, 7, 8, 9, 10, 11, 12, 13, 14, 15mm
Includes socket rail

1/4" DRIVE SOCKETS & ATTACHMENTS



19212
12 Pieces 6 Point Deep Metric Socket Set
 Contains: 4, 5, 5.5, 6, 7, 8, 9, 10, 11, 12, 13, 14mm
 Includes socket rail



19409
9 Pieces 6 Point Standard Metric Universal Joint Socket Set
 Contains: 5, 6, 7, 8, 9, 10, 11, 12, 13mm
 Includes socket rail.



15410
10 Pieces 12 Point Standard SAE Universal Joint Socket Set
 Contains: 3/16", 7/32", 1/4", 9/32", 5/16", 11/32", 3/8", 7/16", 1/2", 9/16"
 Includes socket rail.



SWJ3S
3 Pieces Chrome Swivel Universal Joint Set

Part No.	Description	Length
SWJ14	1/4" Female, 1/4" Male	1 1/4"
SWJ38	3/8" Female, 3/8" Male	1 3/4"
SWJ12	1/2" Female, 1/2" Male	2 3/8"

Includes foam tray organizer.

1/4" DRIVE SOCKETS & ATTACHMENTS



10805 5 Pieces Chrome Ratchet & Attachments

Includes: Reversible Ratchet, U-Joint, 2" Extension, 6" Extension, Hand Driver, Metal Box # 93001




15025 25 Pieces 6 Point Standard & Deep SAE Socket Set

Contains:

Standard: 3/16", 7/32", 1/4", 9/32", 5/16", 11/32", 3/8", 7/16", 1/2", 9/16"

Deep: 3/16", 7/32", 1/4", 9/32", 5/16", 11/32", 3/8", 7/16", 1/2", 9/16"

Includes: Reversible Ratchet, U-Joint, 2" Extension, 6" Extension, Hand Driver, Metal Box # 93001, 2 Socket Rails



15015 15 Pieces 6 Point Standard SAE Socket Set

Contains: 3/16", 7/32", 1/4", 9/32", 5/16", 11/32", 3/8", 7/16", 1/2", 9/16"

Includes: Reversible Ratchet, U-Joint, 2" Extension, 6" Extension, Hand Driver, Metal Box # 93001, Socket Rail



15125 25 Pieces 12 Point Standard & Deep SAE Socket Set

Contains:

Standard: 3/16", 7/32", 1/4", 9/32", 5/16", 11/32", 3/8", 7/16", 1/2", 9/16"

Deep: 3/16", 7/32", 1/4", 9/32", 5/16", 11/32", 3/8", 7/16", 1/2", 9/16"

Includes: Reversible Ratchet, U-Joint, 2" Extension, 6" Extension, Hand Driver, Metal Box # 93001, 2 Socket Rails

1/4" DRIVE SOCKETS & ATTACHMENTS



19029 29 Pieces 6 Point Standard & Deep Metric Socket Set

Contains:

Standard: 4, 5, 6, 7, 8, 9, 10, 11, 12, 13, 14, 15mm

Deep: 4, 5, 5.5, 6, 7, 8, 9, 10, 11, 12, 13, 14mm

Includes: Reversible Ratchet, U-Joint, 2" Extension, 6" Extension,
Hand Driver, Metal Box # 93001, 2 Socket Rails



15027SH 27 Pieces 6 Point SAE & Metric Socket & Attachment Set

Contains: 4, 5, 6, 7, 8, 9, 10, 11, 12, 13mm,

3/16", 7/32", 1/4", 9/32", 5/16", 11/32", 3/8", 7/16", 1/2", 9/16"

Includes: Reversible Ratchet, Flex Handle, 2" Extension,
3" Extension, 6" Extension, U-Joint, Hand Driver,
Plastic Carrying Case # 93014



19017 17 Pieces 6 Point Standard Metric Socket Set

Contains: 4, 5, 6, 7, 8, 9, 10, 11, 12, 13, 14, 15mm

Includes: Reversible Ratchet, U-Joint, 2" Extension, 6" Extension,
Hand Driver, Metal Box # 93001, Socket Rail



24510 10 Pieces Female Torx® Impact Socket Set

Contains:

1/4" Drive: E4, E5, E6, E7, E8

3/8" Drive: E10, E12, E14, E16

1/2" Drive: E18

Includes socket rail

3/8" DRIVE SOCKETS & ATTACHMENTS

Closed Back Design Ratchet

FEATURES

Greater Performance

Up to 64% more torque versus our previous generation ratchets

Protected for life

Our in-house nickel-plating process delivers a jewelry like finish and industry leading corrosion protection.

Less Downtime

The closed back design prevents dirt and debris from damaging the ratcheting mechanism resulting in superior tool life.

Sleeker Design

New contour handle, thinner head and compact design make it ultra comfortable to hold and use.

Ideal For Any Application

Available in 20, 32, and 40 tooth designs allowing you to select the right tool for the job.



Reversible Ratchet

Part No.	Description	Length
T8820	Reversible ratchet, 20 tooth - Chrome	7 1/2"
T8532	Reversible ratchet, 32 tooth - Chrome	7 1/2"
T9040	Reversible ratchet, 40 tooth - Chrome	7 1/2"
T9040B	Reversible ratchet, 40 tooth - Black	7 1/2"

Federal Spec. CDA 39-GP-12b U.S. GGG-W-641E ANSI B10710M



Screwdriver Handle Ratchet

Part No.	Description	Length
20840	Reversible Ratchet, 40 tooth - Chrome with Orange Florescent Handle	9"

Federal Spec. CDA 39-GP-12b U.S. GGG-W-641E ANSI B10710M



Screwdriver Handle Round Head Ratchet

Part No.	Description	Length
20872	Reversible Ratchet, 72 tooth - Chrome with Orange Florescent Handle	8 3/4"

Federal Spec. CDA 39-GP-12b U.S. GGG-W-641E ANSI B10710M

3/8" DRIVE SOCKETS & ATTACHMENTS



Reversible Ratchet - Flexible Head

Part No.	Description	Length
T83	Flexible Head Ratchet, 45 tooth - Chrome	11 3/8"

Federal Spec. CDA 39-GP-12b U.S. GGG-W-641E ANSI B107.10M



Reversible Ratchet - Flexible Head With Bent Handle

Part No.	Description	Length
T84	Flexible Head Ratchet with Bent Handle Ratchet, 45 tooth - Chrome	11 1/8"

Federal Spec. CDA 39-GP-12b U.S. GGG-W-641E ANSI B107.10M



Flex Handle

Part No.	Description	Length
T30	Flex Handle - Chrome	9"

Federal Spec. CDA 39-GP-12b U.S. GGG-W-641E ANSI B107.10M

3/8" DRIVE SOCKETS & ATTACHMENTS



Speeder

Part No.	Description	Length
T9	Speeder	16 1/4"

Federal Spec. CDA 39-GP-12b U.S. GGG-W-641E ANSI B107.10M



Hand Driver

Part No.	Description	Length
T42	Hand Driver	6 1/8"



Sliding T-Handle

Part No.	Description	Length
T36	Chrome sliding T-handle	6 1/8"



Extensions - Male Square End

Part No.	Square Male	Description	Length
79282	3/8"	3/8" male hex drive - extension	2"
79263	3/8"	3/8" male hex drive - extension	3"
79265	3/8"	3/8" male hex drive - extension	5"

3/8" DRIVE SOCKETS & ATTACHMENTS



Extension - Flex

Part No.	Description	Length
MF8	Flexible	7 1/4"

Federal Spec. CDA 39-GP-12b U.S. GGG-W-641E ANSI B107.10M



Chrome Extensions

Part No.	Description	Length
T1	Chrome Extension	1 1/2"
T31	Chrome Extension	3"
T4	Chrome Extension	6"
T41	Chrome Extension	8"
T5	Chrome Extension	12"
T6	Chrome Extension	20"
T31W	Chrome Wobble Extension	3"
T4W	Chrome Wobble Extension	6"
T41W	Chrome Wobble Extension	8"
T5W	Chrome Wobble Extension	12"

Federal Spec. CDA 39-GP-12b U.S. GGG-W-641E ANSI B107.10M



T4S 4 Pieces Chrome Extension Set

Part No.	Description	Length
T31	Chrome Extension	3"
T4	Chrome Extension	6"
T41	Chrome Extension	8"
T5	Chrome Extension	12"



38004S 4 Pieces Chrome Wobble Extension Set

Part No.	Description	Length
T31W	Chrome Wobble Extension	3"
T4W	Chrome Wobble Extension	6"
T41W	Chrome Wobble Extension	8"
T5W	Chrome Wobble Extension	12"

3/8" DRIVE SOCKETS & ATTACHMENTS



Universal Joint

Part No.	Description	Length
T3	Universal joint	1 3/4"

Federal Spec. CDA 39-GP-12b U.S. GGG-W-641E ANSI B107.10M



SWJ3S 3 Pieces Chrome Swivel Universal Joint Set

Part No.	Description	Length
SWJ14	1/4" Female, 1/4" Male	1 1/4"
SWJ38	3/8" Female, 3/8" Male	1 3/4"
SWJ12	1/2" Female, 1/2" Male	2 3/8"

Includes foam tray organizer.



Drag Link Socket

Part No.	Description	Tip Size	Length
T27	Drag link socket	.113 x 1 1/16"	1 5/32"

Federal Spec. CDA 39-GP-12b U.S. GGG-W-641E ANSI B107.10M



Ratchet Adapter

Part No.	Description	Length
T58	Reversible Ratchet Adapter	2 1/4"



Adapters

Part No.	Description	Female	Male	Length
4215	Adapter	3/8"	1/2"	1 25/64"
4216*	Adapter	3/8"	1/4"	1 3/64"

* Due to the nature of the product this item is not warranted.



42506 6 Pieces Adapter Set

Part No.	Description	Length
4206	1/2" Female, 3/8" Male	1.42"
4215	3/8" Female, 1/2" Male	1.47"
4216	3/8" Female, 1/4" Male	1.05"
4217	1/4" Female, 3/8" Male	1.03"
4298	1/2" Female, 3/4" Male	1.80"
4299	3/4" Female, 1/2" Male	2.04"

Includes socket rail

3/8" DRIVE SOCKETS & ATTACHMENTS

21221



LT26R



Spark Plug Socket

Part No.	Description	Length
21221	Spark plug socket, 5/8"	2 5/8"
LT26R	Spark plug socket, 13/16"	2 5/16"

Federal Spec. CDA 39-GP-12b U.S. GGG-W-641E ANSI B1071



Screwdriver Socket

Part No.	Description	Tip Size	Length
T34	Screwdriver socket	3/8" x 1/16"	3 3/16"

Federal Spec. CDA 39-GP-12b U.S. GGG-W-641E



Extensions - Impact Black Industrial Finish

Part No.	Female	Male	Length
P2-103A	3/8"	3/8"	3"
P2-106A	3/8"	3/8"	6"

Federal Spec. CDA 39-GP-12b U.S. GGG-W-641E



Adapter - Impact Black Industrial Finish

Part No.	Female	Male	Length
PA2-4A*	3/8"	1/2"	1 3/8"

Federal Spec. CDA 39-GP-12b U.S. GGG-W-641E
* Due to the nature of the product this item is not warranted.



Universal Joint - Impact Black Industrial Finish

Part No.	Female	Male	Length
P2-140A*	3/8"	3/8"	2 3/8"

Federal Spec. CDA 39-GP-12b U.S. GGG-W-641E
* Due to the nature of the product this item is not warranted.

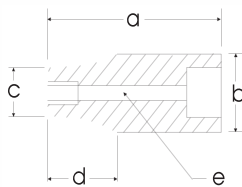
3/8" DRIVE SOCKETS & ATTACHMENTS

6 & 12 Point Standard Length

Hex Size	6 Point Part No.	12 Point Part No.	Overall Length in. a	Drive End in. b	Hex End in. c	Taper Length in. d	Bolt Clearance in. e
1/4"	TH8S	T8	0.94	0.66	0.41	0.44	0.17
5/16"	TH10	T10	0.94	0.66	0.46	0.44	0.32
3/8"	TH12	T12	0.94	0.66	0.56	0.44	0.38
7/16"	TH14	T14	0.94	0.66	0.66	—	0.44
1/2"	TH16	T16	0.97	0.72	0.72	—	0.51
9/16"	TH18	T18	0.97	0.78	0.78	—	0.57
5/8"	TH20	T20	1.01	0.86	0.86	—	0.64
11/16"	TH22	T22	1.01	0.95	0.95	—	0.70
3/4"	TH24	T24	1.13	1.00	1.00	—	0.76
13/16"	TH26	T26	1.13	1.08	1.08	—	0.83
7/8"	TH28	T28	1.25	1.17	1.17	—	0.88
15/16"	TH30	T30S	1.25	1.25	1.25	—	0.88
1"	TH32	T32S	1.25	1.25	1.30	—	0.90



Federal Spec. CDA 39-GP-12b U.S. GGG-W-641E ANSI B107.10M



6 Point Deep Length

Hex Size	6 Point Part No.	Overall Length in. a	Drive End in. b	Hex End in. c	Taper Length in. d	Bolt Clearance in. e
1/4"	T80	2.48	0.67	0.41	0.54	0.18
5/16"	T100	2.48	0.67	0.47	0.54	0.18
3/8"	T120	2.48	0.67	0.56	0.87	0.31
7/16"	T140	2.48	0.67	0.67	-	0.37
1/2"	T160	2.48	0.71	0.71	-	0.47
9/16"	T180	2.48	0.79	0.79	-	0.51
5/8"	T200	2.48	0.87	0.87	-	0.62
11/16"	T220	2.48	0.94	0.94	-	0.66
3/4"	T240	2.48	1.02	1.02	-	0.74
13/16"	T260	2.48	1.10	1.10	-	0.88
7/8"	T280	2.48	1.18	1.18	-	0.88
15/16"	T300	2.48	1.26	1.26	-	0.88
1"	T320	2.48	1.34	1.34	-	0.88

Federal Spec. CDA 39-GP-12b U.S. GGG-W-641E ANSI B107.10M



12 Point Deep Length

Hex Size	12 Point Part No.	Overall Length in. a	Drive End in. b	Hex End in. c	Taper Length in. d	Bolt Clearance in. e
1/4"	LT8	2.56	0.75	0.43	0.51	0.18
5/16"	LT10	2.56	0.75	0.47	0.51	0.18
3/8"	LT12	2.56	0.75	0.57	0.51	0.31
7/16"	LT14	2.56	0.75	0.65	0.51	0.37
1/2"	LT16	2.56	0.75	0.75	-	0.47
9/16"	LT18	2.56	0.79	0.79	-	0.51
5/8"	LT20	2.56	0.87	0.87	-	0.62
11/16"	LT22	2.56	0.94	0.94	-	0.66
3/4"	LT24	2.56	1.02	1.02	-	0.74
13/16"	LT26	2.56	1.10	1.10	-	0.88
7/8"	LT28	2.56	1.18	1.18	-	0.88
15/16"	LT30	2.56	1.26	1.26	-	0.88
1"	LT32	2.56	1.34	1.34	-	0.88

Note: NOT FOR IMPACT USE. All items on this page are for hand use only.

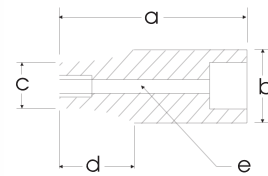
Federal Spec. CDA 39-GP-12b U.S. GGG-W-641E ANSI B107.10M

3/8" DRIVE SOCKETS & ATTACHMENTS

6 & 12 Point Standard Length

Hex Size	6 Point Part No.	12 Point Part No.	Overall Length mm a	Drive End mm b	Hex End mm c	Taper Length mm d	Bolt Clearance mm e
6mm	MT6H	MT6	23.83	16.76	9.93	11.13	4.32
7mm	MT7H	MT7	23.83	16.69	10.52	11.13	4.32
8mm	MT8H	MT8	23.83	16.69	11.63	11.13	5.56
9mm	MT9H	MT9	23.83	16.69	12.90	11.13	5.56
10mm	MT10H	MT10	23.83	16.66	14.81	10.74	7.62
11mm	MT11H	MT11	23.83	16.64	16.64	0.00	9.40
12mm	MT12H	MT12	24.59	17.17	17.17	0.00	9.27
13mm	MT13H	MT13	24.59	18.39	18.39	0.00	9.27
14mm	MT14H	MT14	24.59	19.74	19.74	0.00	13.84
15mm	MT15H	MT15	24.59	20.73	20.73	0.00	14.86
16mm	MT16H	MT16	25.73	21.89	21.89	0.00	9.65
17mm	MT17H	MT17	25.73	23.55	23.55	0.00	12.34
18mm	MT18H	MT18	25.73	24.18	24.18	0.00	18.24
19mm	MT19H	MT19	28.65	25.60	25.60	0.00	19.23
20mm	MT20H	MT20	30.0	28.0	28.0	—	14.81
21mm	MT21H	MT21	30.0	28.0	28.0	—	16.23
22mm	MT22H	MT22	30.0	30.0	30.0	—	17.38
23mm	MT23H	MT23	30.0	32.0	32.0	—	18.25
24mm	MT24H	—	30.0	32.0	32.0	—	22.48
25mm	MT25H	—	30.0	34.0	34.0	—	19.05
26mm	MT26H	MT26	30.0	34.0	34.0	—	19.05

Federal Spec. CDA 39-GP-12b U.S. GGG-W-641E ANSI B107.5



6 & 12 Point Deep Length

Hex Size	6 Point Part No.	12 Point Part No.	Overall Length mm a	Drive End mm b	Hex End mm c	Taper Length mm d	Bolt Clearance mm e
6mm	MTL6H	MTL6	63	16.9	9.9	38	6.99
7mm	MTL7H	MTL7	63	16.9	10.6	38	5.59
8mm	MTL8H	MTL8	63	16.9	11.8	38	5.89
9mm	MTL9H	MTL9	63	16.48	12.93	38	7.87
10mm	MTL10H	MTL10	63	16.48	14.83	38	7.87
11mm	MTL11H	MTL11	63	16.51	16.51	—	8.74
12mm	MTL12H	MTL12	63	17.20	17.20	—	8.74
13mm	MTL13H	MTL13	63	18.36	18.36	—	11.68
14mm	MTL14H	MTL14	63	19.63	19.63	—	12.45
15mm	MTL15H	MTL15	63	20.65	20.65	—	13.59
16mm	MTL16H	MTL16	63	21.84	21.84	—	15.62
17mm	MTL17H	MTL17	63	23.50	23.50	—	16.76
18mm	MTL18H	MTL18	63	24.13	24.13	—	16.76
19mm	MTL19H	MTL19	63	25.40	25.40	—	18.80
20mm	MTL20H	—	63	27.1	27.1	—	15.49
21mm	MTL21H	—	63	27.8	27.8	—	19.92
22mm	MTL22H	—	63	29.6	29.6	—	19.89
23mm	MTL23H	—	63	31.6	31.6	—	21.84

Federal Spec. CDA 39-GP-12b U.S. GGG-W-641E ANSI B107.5

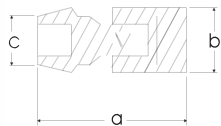
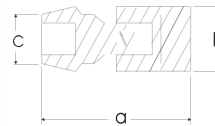
Note: NOT FOR IMPACT USE. All items on this page are for hand use only.

3/8" DRIVE SOCKETS & ATTACHMENTS



6 Point Universal Joint Sockets Standard Length

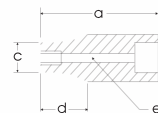
Hex Size	6 Point Part No.	Overall Length in. a	Drive End in. b	Hex End in. c
3/8"	TU120A	1.84	0.74	0.57
7/16"	TU140A	1.84	0.74	0.64
1/2"	TU160A	1.84	0.74	0.74
9/16"	TU180A	1.88	0.74	0.78
5/8"	TU200A	1.88	0.74	0.86
11/16"	TU220A	1.96	0.74	0.93
3/4"	TU240A	1.96	0.74	1.01



6 Point Universal Joint Sockets Standard Length

Hex Size	6 Point Part No.	Overall Length mm a	Drive End mm b	Hex End in. c
10mm	MTF10HA	46.8	18.75	14.75
11mm	MTF11HA	46.8	18.75	16.45
12mm	MTF12HA	46.8	18.75	18.15
13mm	MTF13HA	46.8	18.75	18.75
14mm	MTF14HA	47.8	18.75	19.75
15mm	MTF15HA	47.8	18.75	20.75
16mm	MTF16HA	47.8	18.75	21.75
17mm	MTF17HA	51	18.75	23.75
18mm	MTF18HA	51	18.75	24.85
19mm	MTF19HA	51	18.75	27.75

Federal Spec. CDA 39-GP-12b U.S. GGG-W-641E ANSI B107.5



Double Square - Standard Length

Hex Size	8 Point Part No.	Overall Length in. a	Drive End in. b	Hex End in. c	Taper Length in. d	Bolt Clearance in. e
1/4"	TS8	1.10	0.66	0.5	0.45	0.20
5/16"	TS10	1.10	0.66	0.55	0.45	0.20
3/8"	TS12	1.10	0.66	0.66	—	0.20
7/16"	TS14	1.10	0.7	0.7	—	0.20
1/2"	TS16	1.10	0.86	0.86	—	0.20
9/16"	TS18	1.20	0.94	0.94	—	0.20
5/8"	TS20	1.20	1.02	1.02	—	0.20

Federal Spec. CDA 39-GP-12b U.S. GGG-W-641E ANSI B107.1

Note: NOT FOR IMPACT USE. All items on this page are for hand use only.

3/8" DRIVE SOCKETS & ATTACHMENTS



Hex Head Sockets - Standard Length

Hex Size	Part No.	Overall Length, in.	Replacement Bit Part No.	Bit Length, in.
1/8"	TW4	2.25	77408	1.5
5/32"	TW5	2.25	77410	1.5
3/16"	TW6	2.25	77412	1.5
7/32"	TW7	2.25	77414	1.5
1/4"	TW8	2.25	77416	1.5
5/16"	TW10	2.25	77420	1.5
3/8"	TW12	2.25	77424	1.5



Hex Head Sockets - Extra Long

Hex Size	Part No.	Overall Length, in.	Replacement Bit Part No.	Bit Length, in.
1/8"	TW4L	4.00	77508	3.0
5/32"	TW5L	4.00	77510	3.0
3/16"	TW6L	4.00	77512	3.0
7/32"	TW7L	4.00	77514	3.0
1/4"	TW8L	4.00	77516	3.0
5/16"	TW10L	4.00	77520	3.0
3/8"	TW12L	4.00	77524	3.0



Hex Head Sockets - Standard Length

Hex Size	Part No.	Overall Length mm	Replacement Bit Part No.	Bit Length mm
4mm	MTW4	57	77604	31
5mm	MTW5	57	77605	31
6mm	MTW6	57	77606	31
7mm	MTW7	57	77607	31
8mm	MTW8	57	77608	31
9mm	MTW9	57	77609	31
10mm	MTW10	57	77610	31



Hex Head Sockets - Extra Long

Hex Size	Part No.	Overall Length mm	Replacement Bit Part No.	Bit Length mm
4mm	MTW4L	98	77704	70
5mm	MTW5L	98	77705	70
6mm	MTW6L	100	77706	70
7mm	MTW7L	100	77707	70
8mm	MTW8L	100	77708	70
10mm	MTW10L	100	77710	70

3/8" DRIVE SOCKETS & ATTACHMENTS



Torx® Head Sockets Standard Length

Torx® Size	Regular Part No.	Overall Length	Replacement Bit Part No.	Tamper Resistant Part No.	Replacement Bit Part No.
T6	T606	2.125"	77806	—	—
T7	T607	2.125"	77807	T607T	78107
T8	T608	2.125"	77808	T608T	78108
T9	T609	2.125"	77809	T609T	78109
T10	T610	2.125"	77810	T610T	78110T
T15	T615	2.125"	77815	T615T	78115T
T20	T620	2.125"	77820	T620T	78120T
T25	T625	2.125"	77825	T625T	78125T
T27	T627	2.125"	77827	T627T	78127T
T30	T630	2.125"	77830	T630T	78130T
T40	T640	2.125"	77840	T640T	78140T
T45	T645	2.125"	77845	T645T	78245
T50	T650	2.125"	77850	T650T	78250
T55	T655	2.125"	77855	—	—

Torx® is a trademark of Camcar Division of Textron, Inc.

Phillips® Head Sockets

Part No.	Phillips® No.	Overall Length	Replacement Bit Part No.	Bit Length
TP1	No. 1	1.93"	76811	0.75"
TP2	No. 2	1.93"	76812	0.75"
TP3	No. 3	1.93"	76813	0.75"
TP4	No. 4	1.93"	76814	0.75"

Phillips® is a trademark of Phillips Screw Company.

3/8" DRIVE SOCKETS & ATTACHMENTS



25013 13 Pieces 6 Point Standard SAE Socket Set

Contains: 1/4", 5/16", 3/8", 7/16", 1/2", 9/16", 5/8", 11/16", 3/4", 13/16", 7/8", 15/16", 1"
Includes socket rail



25012 11 Pieces 6 Point Standard SAE Socket Set

Contains: 1/4", 5/16", 3/8", 7/16", 1/2", 9/16", 5/8", 11/16", 3/4", 13/16", 7/8"
Includes socket rail



25011 11 Pieces 6 Point Standard SAE Socket Set

Contains: 3/8", 7/16", 1/2", 9/16", 5/8", 11/16", 3/4", 13/16", 7/8", 15/16", 1"
Includes socket rail



25010 10 Pieces 6 Point Standard SAE Socket Set

Contains: 5/16", 3/8", 7/16", 1/2", 9/16", 5/8", 11/16", 3/4", 13/16", 7/8"
Includes socket rail



25009 9 Pieces 6 Point Standard SAE Socket Set

Contains: 3/8", 7/16", 1/2", 9/16", 5/8", 11/16", 3/4", 13/16", 7/8"
Includes socket rail

3/8" DRIVE SOCKETS & ATTACHMENTS

25212 11 Pieces 6 Point Deep SAE Socket Set

Contains: 1/4", 5/16", 3/8", 7/16", 1/2", 9/16", 5/8", 11/16", 3/4", 13/16", 7/8"
Includes socket rail



25211 11 Pieces 6 Point Deep SAE Socket Set

Contains: 3/8", 7/16", 1/2", 9/16", 5/8", 11/16", 3/4", 13/16", 7/8", 15/16", 1"
Includes socket rail



25209 9 Pieces 6 Point Deep SAE Socket Set

Contains: 3/8", 7/16", 1/2", 9/16", 5/8", 11/16", 3/4", 13/16", 7/8"
Includes socket rail



25113 13 Pieces 12 Point Standard SAE Socket Set

Contains: 1/4", 5/16", 3/8", 7/16", 1/2", 9/16", 5/8", 11/16", 3/4", 13/16", 7/8", 15/16", 1"
Includes socket rail



25112 11 Pieces 12 Point Standard SAE Socket Set

Contains: 1/4", 5/16", 3/8", 7/16", 1/2", 9/16", 5/8", 11/16", 3/4", 13/16", 7/8"
Includes socket rail

3/8" DRIVE SOCKETS & ATTACHMENTS



25111
11 Pieces 12 Point Standard SAE Socket Set

Contains: 3/8", 7/16", 1/2", 9/16", 5/8", 11/16", 3/4", 13/16", 7/8", 15/16", 1"
Includes socket rail



25109
9 Pieces 12 Point Standard SAE Socket Set

Contains: 3/8", 7/16", 1/2", 9/16", 5/8", 11/16", 3/4", 13/16", 7/8"
Includes socket rail



25312
11 Pieces 12 Point Deep SAE Socket Set

Contains: 1/4", 5/16", 3/8", 7/16", 1/2", 9/16", 5/8", 11/16", 3/4", 13/16", 7/8"
Includes socket rail



25311
11 Pieces 12 Point Deep SAE Socket Set

Contains: 3/8", 7/16", 1/2", 9/16", 5/8", 11/16", 3/4", 13/16", 7/8", 15/16", 1"
Includes socket rail

25309
9 Pieces 12 Point Deep SAE Socket Set

Contains: 3/8", 7/16", 1/2", 9/16", 5/8", 11/16", 3/4", 13/16", 7/8"
Includes socket rail



3/8" DRIVE SOCKETS & ATTACHMENTS



29021
21 Pieces 6 Point Standard Metric Socket Set

Contains: 6, 7, 8, 9, 10, 11, 12, 13, 14, 15, 16, 17, 18, 19, 20, 21, 22, 23, 24, 25, 26mm
Includes 2 socket rails



29011
11 Pieces 6 Point Standard Metric Socket Set

Contains: 9, 10, 11, 12, 13, 14, 15, 16, 17, 18, 19mm
Includes socket rail



29214
14 Pieces 6 Point Deep Metric Socket Set

Contains: 6, 7, 8, 9, 10, 11, 12, 13, 14, 15, 16, 17, 18, 19mm
Includes socket rail



29212
12 Pieces 6 Point Deep Metric Socket Set

Contains: 8, 9, 10, 11, 12, 13, 14, 15, 16, 17, 18, 19mm
Includes socket rail

29211
11 Pieces 6 Point Deep Metric Socket Set

Contains: 9, 10, 11, 12, 13, 14, 15, 16, 17, 18, 19mm
Includes socket rail



3/8" DRIVE SOCKETS & ATTACHMENTS



29119
19 Pieces 12 Point Standard Metric Socket Set

Contains: 6, 7, 8, 9, 10, 11, 12, 13, 14, 15, 16, 17, 18, 19,
20, 21, 22, 23, 26mm
Includes 2 socket rails



29111
11 Pieces 12 Point Standard Metric Socket Set

Contains: 9, 10, 11, 12, 13, 14, 15, 16, 17, 18, 19mm
Includes socket rail



29314
14 Pieces 12 Point Deep Metric Socket Set

Contains: 6, 7, 8, 9, 10, 11, 12, 13, 14, 15, 16, 17, 18, 19mm
Includes socket rail



29311
11 Pieces 12 Point Deep Metric Socket Set

Contains: 9, 10, 11, 12, 13, 14, 15, 16, 17, 18, 19mm
Includes socket rail

25407
**7 Pieces 8 Point Standard SAE Double
Square Socket Set**

Contains: 1/4", 5/16", 3/8", 7/16", 1/2", 9/16", 5/8"
Includes socket rail



3/8" DRIVE SOCKETS & ATTACHMENTS

25507A 7 Pieces 6 Point Standard SAE Universal Joint Socket Set

Contains: 3/8", 7/16", 1/2", 9/16", 5/8", 11/16", 3/4"
Includes socket rail



29510A 10 Pieces 6 Point Metric Universal Joint Socket Set

Contains: 10, 11, 12, 13, 14, 15, 16, 17, 18, 19mm
Includes socket rail



29506A 6 Pieces 6 Point Metric Universal Joint Socket Set

Contains: 10, 11, 12, 13, 14, 15mm
Includes socket rail



25620 10 Pieces SAE Hex Head Socket Set 3/8" & 1/2" Drive

Contains:
3/8" Drive: 1/8", 5/32", 3/16", 7/32", 1/4", 5/16", 3/8"
1/2" Drive: 1/2", 9/16", 5/8"
Includes socket rail



25607 7 Pieces Standard Length SAE Hex Head Socket Set

Contains: 1/8", 5/32", 3/16", 7/32", 1/4", 5/16", 3/8"
Includes socket rail

3/8" DRIVE SOCKETS & ATTACHMENTS



29607
7 Pieces Standard Length Metric Hex Head Socket Set

Contains: 4, 5, 6, 7, 8, 9, 10mm
Includes socket rail



29605
5 Pieces Standard Length Metric Hex Head Socket Set

Contains: 4, 5, 6, 8, 10mm
Includes socket rail



25610
10 Pieces SAE Hex Head Socket Set
3/8" & 1/2" Drive

Contains:
3/8" Drive Extra Long: 1/8", 5/32", 3/16", 7/32", 1/4", 5/16", 3/8"
1/2" Drive Standard: 1/2", 9/16", 5/8"
Includes socket rail



25617
7 Pieces SAE Extra Long Hex Head Socket Set

Contains: 1/8", 5/32", 3/16", 7/32", 1/4", 5/16", 3/8"
Includes socket rail



29609
9 Pieces Metric Hex Head Socket Set
3/8" & 1/2" Drive

Contains:
3/8" Drive Extra Long Length: 4, 5, 6, 7, 8, 10mm
1/2" Drive Standard Length: 12, 14, 17mm
Includes socket rail



29616
6 Pieces Metric Extra Long Hex Head Socket Set

Contains: 4, 5, 6, 7, 8, 10mm
Includes socket rail

3/8" DRIVE SOCKETS & ATTACHMENTS



25709
9 Pieces Torx® Head Socket Set

Contains: T6, T7, T8, T9, T10, T15, T20, T25, T27
Includes socket rail



25708
8 Pieces Torx® Head Socket Set

Contains: T15, T20, T25, T27, T30, T40, T45, T50
Includes socket rail



25706
6 Pieces Tamper Resistant Torx® Head Socket Set

Contains: T7, T8, T9, T10, T15, T20
Includes socket rail



25705
5 Pieces Tamper Resistant Torx® Head Socket Set

Contains: T15, T20, T25, T27, T30
Includes socket rail



81003
3 Pieces Screwdriver Handle Ratchet Set
1/4" , 3/8" , & 1/2" Drive

Contains: Orange Florescent Screwdriver Handle Ratchets



20804
4 Pieces Chrome Ratchet & Attachment Set

Contains: Reversible Ratchet, U-Joint, 3" Extension, 6" Extension,
Metal Box # 93002

3/8" DRIVE SOCKETS & ATTACHMENTS



25015
15 Pieces 6 Point Standard SAE Socket Set

Contains: 3/8", 7/16", 1/2", 9/16", 5/8", 11/16", 3/4", 13/16", 7/8", 15/16", 1"
Includes: Reversible Ratchet, U-Joint, 3" Extension, 6" Extension, Metal Box # 93002, Socket Rail



25215
15 Pieces 6 Point Deep SAE Socket Set

Contains: 3/8", 7/16", 1/2", 9/16", 5/8", 11/16", 3/4", 13/16", 7/8", 15/16", 1"
Includes: Reversible Ratchet, U-Joint, 3" Extension, 6" Extension, Metal Box # 93002, Socket Rail



25026
26 Pieces 6 Point Standard & Deep SAE Socket Set

Contains:
Standard 3/8", 7/16", 1/2", 9/16", 5/8", 11/16", 3/4", 13/16", 7/8", 15/16", 1"
Deep 3/8", 7/16", 1/2", 9/16", 5/8", 11/16", 3/4", 13/16", 7/8", 15/16", 1"
Includes: Reversible Ratchet, U-Joint, 3" Extension, 6" Extension, Metal Box # 93002, 2 Socket Rails



25115
15 Pieces 12 Point Standard SAE Socket Set

Contains: 3/8", 7/16", 1/2", 9/16", 5/8", 11/16", 3/4", 13/16", 7/8", 15/16", 1"
Includes: Reversible Ratchet, U-Joint, 3" Extension, 6" Extension, Metal Box # 93002, Socket Rail

3/8" DRIVE SOCKETS & ATTACHMENTS



25315 15 Pieces 12 Point Deep SAE Socket Set

Contains: 3/8", 7/16", 1/2", 9/16", 5/8", 11/16", 3/4", 13/16", 7/8", 15/16", 1"
Includes: Reversible Ratchet, U-Joint, 3" Extension, 6" Extension,
Metal Box # 93002, Socket Rail



25126 26 Pieces 12 Point Standard & Deep SAE Socket Set

Contains: Standard 3/8", 7/16", 1/2", 9/16", 5/8", 11/16", 3/4", 13/16", 7/8", 15/16", 1"
Deep 3/8", 7/16", 1/2", 9/16", 5/8", 11/16", 3/4", 13/16", 7/8", 15/16", 1"
Includes: Reversible Ratchet, U-Joint, 3" Extension,
6" Extension, Metal Box # 93002, 2 Socket Rails



29015 15 Pieces 6 Point Standard Metric Socket Set

Contains: 9, 10, 11, 12, 13, 14, 15, 16, 17, 18, 19mm
Includes: Reversible Ratchet, U-Joint, 3" Extension,
6" Extension, Metal Box # 93002, Socket Rail



29215 15 Pieces 6 Point Deep Metric Socket Set

Contains: 9, 10, 11, 12, 13, 14, 15, 16, 17, 18, 19mm
Includes: Reversible Ratchet, U-Joint, 3" Extension, 6" Extension,
Metal Box # 93002, Socket Rail

3/8" DRIVE SOCKETS & ATTACHMENTS



29026
26 Pieces 6 Point Standard & Deep Metric Socket Set

Contains: Standard 9, 10, 11, 12, 13, 14, 15, 16, 17, 18, 19mm
Deep 9, 10, 11, 12, 13, 14, 15, 16, 17, 18, 19mm
Includes: Reversible Ratchet, U-Joint, 3" Extension, 6" Extension, Metal Box # 93002, 2 Socket Rails



29115
15 Pieces 12 Point Standard Metric Socket Set

Contains: 9, 10, 11, 12, 13, 14, 15, 16, 17, 18, 19mm
Includes: Reversible Ratchet, U-Joint, 3" Extension, 6" Extension, Metal Box # 93002, Socket Rail



29126
26 Pieces 12 Point Standard & Deep Metric Socket Set

Contains: Standard 9, 10, 11, 12, 13, 14, 15, 16, 17, 18, 19mm
Deep 9, 10, 11, 12, 13, 14, 15, 16, 17, 18, 19mm
Includes: Reversible Ratchet, U-Joint, 3" Extension, 6" Extension, Metal Box # 93002, 2 Socket Rails



25033SH
33 Pieces 6 Point SAE & Metric Socket & Attachment Set

Contains: 5/16", 3/8", 7/16", 1/2", 9/16", 5/8", 11/16", 3/4", 13/16", 7/8"
7, 8, 9, 10, 11, 12, 13, 14, 15, 16, 17, 18, 19, 20, 21, 22 mm
Includes: Reversible Ratchet, 9" Flex Handle, U-Joint, 3" Extension, 6" Extension, 2 Spark Plug Sockets, Plastic Carrying Case # 93018

3/8" DRIVE SOCKETS & ATTACHMENTS

6 Point Standard Length - Impact Black Industrial Finish

Hex Size	6 Point Part No.	Overall Length in. a	Drive End in. b	Hex End in. c	Taper Length in. d	Bolt Clearance in. e
5/16"	P2210	1.18	0.75	0.49	0.51	0.24
3/8"	P2212	1.18	0.75	0.57	0.51	0.28
7/16"	P2214	1.18	0.75	0.67	0.51	0.35
1/2"	P2216	1.18	0.75	0.75	—	0.39
9/16"	P2218	1.18	0.79	0.79	—	0.47
5/8"	P2220	1.18	0.94	0.94	—	0.51
11/16"	P2222	1.18	0.94	0.94	—	0.59
3/4"	P2224	1.18	1.02	1.02	—	0.67



Federal Spec. U.S. GGG-W-660A ANSI B107.2

6 Point Deep Length - Impact Black Industrial Finish

Hex Size	6 Point Part No.	Overall Length in. a	Drive End in. b	Hex End in. c	Taper Length in. d	Bolt Clearance in. e
5/16"	PL2210	2.56	0.75	0.49	0.51	0.24
3/8"	PL2212	2.56	0.75	0.57	0.51	0.28
7/16"	PL2214	2.56	0.75	0.7	0.51	0.35
1/2"	PL2216	2.56	0.75	0.75	—	0.39
9/16"	PL2218	2.56	0.79	0.79	—	0.47
5/8"	PL2220	2.56	0.94	0.94	—	0.51
11/16"	PL2222	2.56	0.94	0.94	—	0.59
3/4"	PL2224	2.56	1.02	1.02	—	0.67



Federal Spec. U.S. GGG-W-660A ANSI B107.2

6 Point Standard Length - Impact Black Industrial Finish

Hex Size	6 Point Part No.	Overall Length mm a	Drive End mm b	Hex End mm c	Taper Length mm d	Bolt Clearance mm e
8mm	MTP8	30	19	12.5	13	7
9mm	MTP9	30	19	14	13	7
10mm	MTP10	30	19	15	13	8
11mm	MTP11	30	19	17	13	9
12mm	MTP12	30	19	19	—	10
13mm	MTP13	30	19	19	—	11
14mm	MTP14	30	20	20	—	12
15mm	MTP15	30	22	22	—	13
16mm	MTP16	30	24	24	—	14
17mm	MTP17	30	24	24	—	15
18mm	MTP18	30	25	25	—	16
19mm	MTP19	30	26	26	—	17



Federal Spec. U.S. GGG-W-660A ANSI B107.2

3/8" DRIVE SOCKETS & ATTACHMENTS

6 Point Deep Length - Impact Black Industrial Finish

Hex Size	6 Point Part No.	Overall Length mm a	Drive End mm b	Hex End mm c	Taper Length mm d	Bolt Clearance mm e
8mm	MTPL8	65	19	12.5	13	7
9mm	MTPL9	65	19	14	13	7
10mm	MTPL10	65	19	15	13	8
11mm	MTPL11	65	19	17	13	9
12mm	MTPL12	65	19	19	—	10
13mm	MTPL13	65	19	19	—	11
14mm	MTPL14	65	20	20	—	12
15mm	MTPL15	65	22	22	—	13
16mm	MTPL16	65	24	24	—	14
17mm	MTPL17	65	24	24	—	15
18mm	MTPL18	65	25	25	—	16
19mm	MTPL19	65	26	26	—	17

Federal Spec. U.S. GGG-W-660A ANSI B107.2



6 Point Universal Joint Socket - Impact Black Industrial Finish

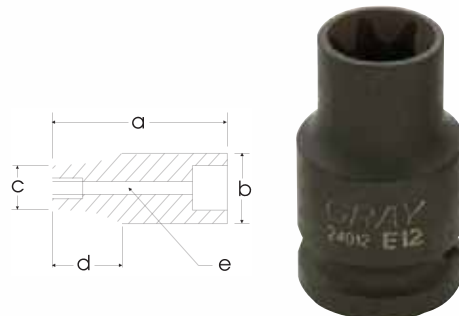
Hex Size	6 Point Part No.	Overall Length in. a	Drive End in. b	Hex End in. c
3/8"	PU120	2.11	0.93	0.59
7/16"	PU140	2.11	0.93	0.67
1/2"	PU160	2.11	0.93	0.74
9/16"	PU180	2.11	0.93	0.87
5/8"	PU200	2.11	0.93	0.83

Federal Spec. U.S. GGG-W-660A ANSI B107.2



Female Torx® Impact Sockets

Size	Part No.	Overall Length in. a	Drive End in. b	Hex End in. c	Taper Length in. d	Bolt Clearance in. e
E10	24010	1.3	0.7	0.5	.57	0.96
E12	24012	1.3	0.7	0.6	.56	0.93
E14	24014	1.3	0.7	0.6	.53	0.87
E16	24016	1.3	0.7	0.7	—	0.83



3/8" DRIVE SOCKETS & ATTACHMENTS

25058 8 Pieces 6 Point Deep SAE Impact Socket Set

Contains: 5/16", 3/8", 7/16", 1/2", 9/16", 5/8", 11/16", 3/4"
Includes socket rail



P8T 8 Pieces 6 Point Standard SAE Impact Socket Set

Contains: 5/16", 3/8", 7/16", 1/2", 9/16", 5/8", 11/16", 3/4"
Includes socket rail



PD387T 7 Pieces 6 Point Deep SAE Impact Socket Set

Contains: 3/8", 7/16", 1/2", 9/16", 5/8", 11/16", 3/4"
Includes socket rail



29612 12 Pieces 6 Point Standard Metric Impact Socket Set

Contains: 8, 9, 10, 11, 12, 13, 14, 15, 16, 17, 18, 19mm
Includes socket rail



PM388T 8 Pieces 6 Point Standard Metric Impact Socket Set

Contains: 8, 9, 10, 11, 12, 13, 14, 15mm
Includes socket rail

3/8" DRIVE SOCKETS & ATTACHMENTS



29622
12 Pieces 6 Point Deep Metric Impact Socket Set

Contains: 8, 9, 10, 11, 12, 13, 14, 15, 16, 17, 18, 19mm
 Includes socket rail



PMD388T
8 Pieces 6 Point Deep Metric Impact Socket Set

Contains: 8, 9, 10, 11, 12, 13, 14, 15mm
 Includes socket rail



25805
5 Pieces 6 Point SAE Impact Universal Joint Socket Set

Contains: 3/8", 7/16", 1/2", 9/16", 5/8"
 Includes socket rail



24510
10 Pieces Female Torx® Impact Socket Set

Contains:
 1/4" Drive: E4, E5, E6, E7, E8
 3/8" Drive: E10, E12, E14, E16
 1/2" Drive: E18
 Includes socket rail

IMD208K
6 Pieces Impact Driver and Attachments Set

Part No.	Description
IMD206	3/8" sq. dr. impact driver
IMD207A	5/16" hex bit adapter
IMB21	No. 2 Phillips® 17/16" long
IMB22	No. 3 Phillips® 17/16" long
IMB23	5/16" Slotted 17/16" long
IMB24	3/8" Slotted 17/16" long

Includes metal case



1/2" DRIVE SOCKETS & ATTACHMENTS

Closed Back Design Ratchet

FEATURES

Greater Performance

Up to 64% more torque versus our previous generation ratchets

Protected for life

Our in-house nickel-plating process delivers a jewelry like finish and industry leading corrosion protection.

Less Downtime

The closed back design prevents dirt and debris from damaging the ratcheting mechanism resulting in superior tool life.

Sleeker Design

New contour handle, thinner head and compact design make it ultra comfortable to hold and use.

Ideal For Any Application

Available in 20, 32, and 40 tooth designs allowing you to select the right tool for the job.



Reversible Ratchet

Part No.	Description	Length
8720	Reversible ratchet, 20 tooth - Chrome	10"
8732	Reversible ratchet, 32 tooth - Chrome	10"
8740	Reversible ratchet, 40 tooth - Chrome	10"
8740B	Reversible ratchet, 40 tooth - Black	10"

Federal Spec. CDA 39-GP-12b U.S. GGG-W-641E ANSI B107.10M



Long Reversible Ratchet

Part No.	Description	Length
8720L	Reversible ratchet, 20 tooth - Chrome	15"
8732L	Reversible ratchet, 32 tooth - Chrome	15"
8740L	Reversible ratchet, 40 tooth - Chrome	15"
8740LB	Reversible ratchet, 40 tooth - Black	15"

Federal Spec. CDA 39-GP-12b U.S. GGG-W-641E ANSI B107.10M



Screwdriver Handle Ratchet

Part No.	Description	Length
31840	Reversible Ratchet, 20 tooth - Chrome with Orange Florescent Handle	11 1/4"



Screwdriver Handle Round Head Ratchet

Part No.	Description	Length
31872	Reversible Ratchet, 72 tooth - Chrome with Orange Florescent Handle	10 1/2"

1/2" DRIVE SOCKETS & ATTACHMENTS



Reversible Ratchet - Flexible Head

Part No.	Description	Length
8799F	Flex handle ratchet, 40 tooth - Chrome	14 1/2"



Linemans Ratchet

Part No.	Description	Length
8740HS	Linemans ratchet, 40 tooth - Chrome	10"



Miners Ratchet

Part No.	Description	Length
8740KLB	Reversible ratchet, 40 tooth - Black with knurled handle	15"



Flex Handle

Part No.	Description	Length
653	Flex handle - Chrome	15"
653B	Flex handle - Black	15"
653L	Flex handle - Chrome	18"
653LB	Flex handle - Black	18"

Federal Spec. CDA 39-GP-12b U.S. GGG-W-641E ANSI B107.10M



Speeder

Part No.	Description	Length
686	Speeder	19 1/4"

Federal Spec. CDA 39-GP-12b U.S. GGG-W-641E ANSI B107.10M



Sliding T Handle

Part No.	Description	Length
699	Sliding "T" handle	11"

Federal Spec. CDA 39-GP-12b U.S. GGG-W-641E ANSI B107.10M

1/2" DRIVE SOCKETS & ATTACHMENTS



Hex Drive Extension

Part No.	Hex Male	Square Male	Length
79300	7/16"	1/2"	2 1/8"
79303	7/16"	1/2"	3"
79305	7/16"	1/2"	5"

Federal Spec. CDA 39-GP-12b U.S. GGG-W-641E ANSI B107.10M



43505 5 Pieces 1/2" Drive Torque Limiting Extension Set

Part No.	Description	Colour	Length
P4-065T	65ft/lbs (90nm)	Yellow	7 3/4"
P4-080T	80ft/lbs (110nm)	Blue	7 3/4"
P4-100T	100ft/lbs (135nm)	Grey	7 3/4"
P4-120T	120ft/lbs (160nm)	White	7 3/4"
P4-140T	140ft/lbs (190nm)	Aqua	7 3/4"



Chrome Extensions

Part No.	Description	Length
718S	Chrome Extension	2"
718	Chrome Extension	5"
719	Chrome Extension	10"
715	Chrome Extension	15"
720	Chrome Extension	20"
718SW	Chrome Wobble Extension	2"
718W	Chrome Wobble Extension	5"
719W	Chrome Wobble Extension	10"

Federal Spec. CDA 39-GP-12b U.S. GGG-W-641E ANSI B107.10M



7183S 3 Pieces Chrome Extension Set

Part No.	Description	Length
718	Chrome Extension	5"
719	Chrome Extension	10"
715	Chrome Extension	15"



12003S 3 Pieces Wobble Extension Set

Part No.	Description	Length
718SW	Chrome Wobble Extension	2"
718W	Chrome Wobble Extension	5"
719W	Chrome Wobble Extension	10"



Universal Joint

Part No.	Description	Length
709	Universal Joint	2 7/8"

Federal Spec. CDA 39-GP-12b U.S. GGG-W-641E ANSI B107.10M

1/2" DRIVE SOCKETS & ATTACHMENTS



Ratchet Adapter

Part No.	Description	Length
797	Reversible Ratchet Adapter	2 1/2"



Chrome Swivel Universal Joint

Part No.	Female	Male	Length
SWJ12	1/2"	1/2"	2 3/8"



**SWJ3S
3 Pieces Chrome Swivel Universal Joint Set**

Part No.	Description	Length
SWJ14	1/4" Female, 1/4" Male	1 1/4"
SWJ38	3/8" Female, 3/8" Male	1 3/4"
SWJ12	1/2" Female, 1/2" Male	2 3/8"

Includes foam tray organizer.



Adapter - Chrome

Part No.	Description	Female	Male	Length
4206*	Adapter	1/2"	3/8"	1 21/32"
4298	Adapter	1/2"	3/4"	1 3/4"

* Due to the nature of the product this item is not warranted.
Federal Spec. U.S. GGG-W-641E ANSI Spec. B107.10M



Spark Plug Socket

Part No.	Description	Length
LD20R	Hex size: 5/8", Chrome	2 1/2"
LD26R	Hex size: 13/16", Chrome	3"



Screwdriver Socket

Part No.	Tip Size	Overall length	Bit Length	Replacement Bit Part No.
734	1/2 x .075	4 3/16"	2 9/16"	734-BIT

1/2" DRIVE SOCKETS & ATTACHMENTS



Drag Link Socket

Part No.	Description	Length
405A	.109 x 3/4, Chrome	1 9/16"
405	.150 x 15/16, Chrome	1 9/16"
405B	.150 x 1 3/16, Chrome	1 9/16"



Penta Socket

Part No.	Description	Length
31980	For Utilities - 5 Sided, Chrome	1 1/4"

2591A



19

Stud Remover

Part No.	Description	Length
2591A	1/2" Dr. 1/4" to 9/16"	2"
19	1/2" Dr. 1/4" to 3/4"	2"



Impact Extensions - Black Finish

Part No.	Description	Square Female	Square Male	Length
P4-105A	Impact Extension	1/2"	1/2"	5"
P4-110A	Impact Extension	1/2"	1/2"	10"



Universal Joint - Impact - Black Finish

Part No.	Description	Square Female	Square Male	Length
P4-140A*	Universal Joint	1/2"	1/2"	2 11/32"

* Due to the nature of the product this item is not warranted.



Adapters - Impact - Black Finish

Part No.	Description	Square Female	Square Male	Length
PA4-2A*	Adapter	1/2"	3/8"	1 1/2"
PA4-6*	Adapter	1/2"	3/4"	1 7/8"
PA6-4*	Adapter	3/4"	1/2"	2 3/16"

* Due to the nature of the product this item is not warranted.

1/2" DRIVE SOCKETS & ATTACHMENTS

6 & 12 Point Standard Length

Hex Size	6 Point Part No.	12 Point Part No.	Overall Length in. a	Drive End in. b	Hex End in. c	Taper Length in. d	Bolt Clearance in. e
3/8"	406	1406	1.50	0.87	0.59	0.35	0.32
7/16"	407	1407	1.50	0.87	0.67	0.47	0.35
1/2"	408	1408	1.50	0.87	0.75	0.47	0.43
9/16"	409	1409	1.50	0.94	0.83	0.47	0.32
5/8"	410	1410	1.50	0.94	0.91	0.47	0.49
11/16"	411	1411	1.50	0.94	0.94	—	0.58
3/4"	412	1412	1.50	1.02	1.02	—	0.69
13/16"	413	1413	1.50	1.14	1.14	—	0.70
7/8"	414	1414	1.50	1.18	1.18	—	0.76
15/16"	415	1415	1.75	1.26	1.26	—	0.86
1"	432	1432	1.75	1.38	1.38	—	0.90
1 1/16"	433	1433	2.00	1.42	1.42	—	0.98
1 1/8"	434	1434	2.00	1.54	1.54	—	1.05
1 3/16"	435	1435	2.00	1.57	1.57	—	1.10
1 1/4"	436	1436	2.00	1.65	1.65	—	1.18
1 5/16"	437	1437	2.00	1.77	1.77	—	—
1 3/8"	438	1438	2.00	1.85	1.85	—	1.27
1 7/16"	439	1439	2.00	1.93	1.93	—	1.11
1 1/2"	440	1440	2.00	1.97	1.97	—	—



Federal Spec. CDA 39-GP-12b U.S. GGG-W-641E ANSI B1071

6 & 12 Point Deep Length



Hex Size	6 Point Part No.	12 Point Part No.	Overall Length in. a	Drive End in. b	Hex End in. c	Taper Length in. d	Bolt Clearance in. e
3/8"	LDS12	LD12	3.07	0.87	0.59	0.55	0.32
7/16"	LDS14	LD14	3.07	0.87	0.67	0.55	0.37
1/2"	LDS16	LD16	3.07	0.87	0.75	0.55	0.39
9/16"	LDS18	LD18	3.07	0.94	0.83	0.67	0.48
5/8"	LDS20	LD20	3.07	0.94	0.91	0.67	0.50
11/16"	LDS22	LD22	3.07	0.94	0.94	0.67	0.61
3/4"	LDS24	LD24	3.07	1.02	1.02	0.75	0.68
13/16"	LDS26	LD26	3.07	1.14	1.14	0.94	0.72
7/8"	LDS28	LD28	3.07	1.18	1.18	0.94	0.79
15/16"	LDS30	LD30	3.07	1.26	1.26	0.94	0.85
1"	LDS32	LD32	3.07	1.38	1.38	0.94	0.90
1 1/16"	LDS34	LD34	3.07	1.42	1.42	0.94	0.79
1 1/8"	LDS36	LD36	3.07	1.54	1.54	0.94	1.08
1 3/16"	LDS38	LD38	3.07	1.57	1.57	0.94	1.11
1 1/4"	LDS40	LD40	3.07	1.65	1.65	0.94	1.20
1 5/16"	LDS42	LD42	3.07	1.77	1.77	0.94	—
1 3/8"	LDS44	LD44	3.07	1.85	1.85	0.94	1.04
1 7/16"	LDS46	LD46	3.07	1.93	1.93	0.94	—
1 1/2"	LDS48	LD48	3.07	1.97	1.97	0.94	1.42

Federal Spec. CDA 39-GP-12b U.S. GGG-W-641E ANSI B1071

Note: NOT FOR IMPACT USE. All items on this page are for hand use only.

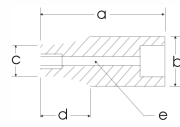
1/2" DRIVE SOCKETS & ATTACHMENTS

6 & 12 Point Standard Length

Hex Size	6 Point Part No.	12 Point Part No.	Overall Length mm a	Drive End mm b	Hex End mm c	Taper Length mm d	Bolt Clearance mm e
10mm	M1210H	M1210	38	23	15	19	7
11mm	M1211H	M1211	38	23	16	19	8
12mm	M1212H	M1212	38	23	18	19	9
13mm	M1213H	M1213	38	23	19	19	9
14mm	M1214H	M1214	38	23	21	19	10
15mm	M1215H	M1215	38	23	22	19	11
16mm	M1216H	M1216	38	23	23	—	12
17mm	M1217H	M1217	38	24	24	—	12
18mm	M1218H	M1218	38	25	25	—	13
19mm	M1219H	M1219	38	27	27	—	13
20mm	M1220H	M1220	38	28	28	—	13
21mm	M1221H	M1221	38	29	29	—	15
22mm	M1222H	M1222	38	30	30	—	16
23mm	M1223H	M1223	38	32	32	—	16
24mm	M1224H	M1224	44	33	33	—	16
25mm	M1225H	M1225	44	35	35	—	18
26mm	M1226H	M1226	44	36	36	—	18
27mm	M1227H	M1227	44	36	36	—	19
28mm	M1228H	M1228	44	38	38	—	20
29mm	M1229H	—	44	40	40	—	20
30mm	M1230H	M1230	44	41	41	—	20
31mm	M1231H	—	44	43	43	—	20
32mm	M1232H	M1232	51	44	44	—	20
36mm	M1236H	M1236	57	49	49	—	23



Federal Spec. CDA 39-GP-12b U.S. GGG-W-641E ANSI B107.1




6 & 12 Point Deep Length

Hex Size	6 Point Part No.	12 Point Part No.	Overall Length mm a	Drive End mm b	Hex End mm c	Taper Length mm d	Bolt Clearance mm e
10mm	MD1210H	MD1210	83	23	14	19	7
11mm	—	MD1211	83	23	17	19	8
12mm	MD1212H	MD1212	83	23	17	19	9
13mm	MD1213H	MD1213	83	23	19	19	9
14mm	MD1214H	MD1214	83	23	21	19	10
15mm	MD1215H	MD1215	83	23	22	19	11
16mm	MD1216H	MD1216	83	23	23	—	12
17mm	MD1217H	MD1217	83	24	24	—	12
18mm	MD1218H	MD1218	83	25	25	—	13
19mm	MD1219H	MD1219	83	27	27	—	13
20mm	MD1220H	MD1220	83	28	28	—	13
21mm	MD1221H	MD1221	83	29	29	—	15
22mm	MD1222H	MD1222	83	30	30	—	16
23mm	MD1223H	MD1223	83	31	31	—	16
24mm	MD1224H	MD1224	83	33	33	—	16
25mm	MD1225H	MD1225	83	35	35	—	18
26mm	MD1226H	MD1226	83	36	36	—	18
27mm	MD1227H	MD1227	83	36	36	—	20
28mm	MD1228H	—	83	38	38	—	19
29mm	MD1229H	—	83	39	39	—	20
30mm	MD1230H	—	83	40	40	—	21

Note: NOT FOR IMPACT USE.
All items on this page are for hand use only.

Federal Spec. CDA 39-GP-12M U.S. GGG-W-641E ANSI B107.5.

1/2" DRIVE SOCKETS & ATTACHMENTS



Double Square - Standard Length

Hex Size	8 Point Part No.	Overall Length in. a	Drive End in. b	Hex End in. c	Taper Length in. d	Bolt Clearance in. e
3/8"	D406S	1.50	0.9	0.69	0.68	0.28
7/16"	D407S	1.50	0.9	0.82	0.68	0.28
1/2"	D408S	1.50	0.9	0.90	—	0.34
9/16"	D409S	1.50	0.98	0.98	—	0.40
5/8"	D410S	1.50	1.12	1.12	—	0.46
11/16"	D411S	1.50	1.25	1.25	—	0.46
3/4"	D412S	1.50	1.30	1.30	—	0.53

Federal Spec. CDA 39-GP-12b U.S. GGG-W-641E ANSI B1071



Hex Head Sockets - Standard Length

Hex Size	Part No.	Overall Length, in.	Replacement Bit Part No.	Replacement Bit Length, in.
1/4"	DW8L	3.25	78416	1.69
5/16"	DW10L	3.25	78420	1.69
3/8"	DW12L	3.25	78424	1.69
7/16"	DW14L	3.25	78428	1.69
1/2"	DW16L	3.75	78432	1.95
9/16"	DW18L	3.75	78436	1.95
5/8"	DW20L	4.00	78440	2.05
3/4"	DW24L	4.00	78448	2.05

Federal Spec. CDA 39-GP-12b U.S. GGG-W-641E ANSI B1071



Hex Head Sockets - Extra Long

Hex Size	Part No.	Overall Length in.	Replacement Bit Part No.	Replacement Bit Length, in.
1/4"	DW8XL	5.0	78516	3.45
5/16"	DW10XL	5.0	78520	3.45
3/8"	DW12XL	5.0	78524	3.45
7/16"	DW14XL	5.0	78528	3.45
1/2"	DW16XL	5.5	78532	3.95
9/16"	DW18XL	5.5	78536	3.95
5/8"	DW20XL	6.0	78540	4.00
3/4"	DW24XL	6.0	78548	4.00

Federal Spec. CDA 39-GP-12b U.S. GGG-W-641E ANSI B1071



Hex Head Sockets - Standard Length

Hex Size	Part No.	Overall Length, mm	Replacement Bit Part No.	Replacement Bit Length, mm
6mm	MDW6L	81	78606	43
8mm	MDW8L	81	78608	43
10mm	MDW10L	81	78610	43
12mm	MDW12L	94	78612	50
14mm	MDW14L	94	78614	50
17mm	MDW17L	101	78617	50
19mm	MDW19L	101	78619	50

Federal Spec. CDA 39-GP-12M U.S. GGG-W-641E ANSI B1075.

1/2" DRIVE SOCKETS & ATTACHMENTS



Hex Head Sockets - Extra Long

Hex Size	Part No.	Overall Length, mm	Replacement Bit Part No.	Replacement Bit Length, mm
6mm	MDW6XL	128	78706	95
8mm	MDW8XL	128	78708	95
10mm	MDW10XL	128	78710	95
12mm	MDW12XL	140	78712	98
14mm	MDW14XL	140	78714	98
17mm	MDW17XL	145	78717	98
19mm	MDW19XL	145	78719	98

Federal Spec. CDA 39-GP-12M. U.S. GGG-W-641E. ANSI B1075.



Torx® Head Sockets

Size	Part No.	Overall Length, in.	Replacement Bit Part No.	Replacement Bit Length, in.
T27	TX627	3	77927	1.50
T30	TX630	3	77930	1.50
T40	TX640	3	77940	1.50
T45	TX645	3	77945	1.50
T50	TX650	3	77950	1.50
T55	TX655	3	77955	1.50
T60	TX660	3	77960	1.50

Federal Spec. CDA 39-GP-12b U.S. GGG-W-641E ANSI B1071

35020 19 Pieces 6 Point Standard SAE Socket Set

Contains: 3/8", 7/16", 1/2", 9/16", 5/8", 11/16", 3/4", 13/16", 7/8", 15/16", 1", 1 1/16", 1 1/8", 1 3/16", 1 1/4", 1 5/16", 1 3/8", 1 7/16", 1 1/2"

Includes 2 socket rails



35015 15 Pieces 6 Point Standard SAE Socket Set

Contains: 3/8", 7/16", 1/2", 9/16", 5/8", 11/16", 3/4", 13/16", 7/8", 15/16", 1", 1 1/16", 1 1/8", 1 3/16", 1 1/4"

Includes socket rail



35012 12 Pieces 6 Point Standard SAE Socket Set

Contains: 7/16", 1/2", 9/16", 5/8", 11/16", 3/4", 13/16", 7/8", 15/16", 1", 1 1/16", 1 1/8"

Includes socket rail



1/2" DRIVE SOCKETS & ATTACHMENTS



35215
15 Pieces 6 Point Deep SAE Socket Set

Contains: 3/8", 7/16", 1/2", 9/16", 5/8", 11/16", 3/4", 13/16", 7/8", 15/16", 1", 1 1/16", 1 1/8", 1 3/16", 1 1/4"

Includes socket rail



35212
12 Pieces 6 Point Deep SAE Socket Set

Contains: 7/16", 1/2", 9/16", 5/8", 11/16", 3/4", 13/16", 7/8", 15/16", 1", 1 1/16", 1 1/8"

Includes socket rail

35120
19 Pieces 12 Point Standard SAE Socket Set

Contains: 3/8", 7/16", 1/2", 9/16", 5/8", 11/16", 3/4", 13/16", 7/8", 15/16", 1", 1 1/16", 1 1/8", 1 3/16", 1 1/4", 1 5/16", 1 3/8", 1 7/16", 1 1/2"

Includes 2 socket rails



35115
15 Pieces 12 Point Standard SAE Socket Set

Contains: 3/8", 7/16", 1/2", 9/16", 5/8", 11/16", 3/4", 13/16", 7/8", 15/16", 1", 1 1/16", 1 1/8", 1 3/16", 1 1/4"

Includes socket rail



35112
12 Pieces 12 Point Standard SAE Socket Set

Contains: 7/16", 1/2", 9/16", 5/8", 11/16", 3/4", 13/16", 7/8", 15/16", 1", 1 1/16", 1 1/8"

Includes socket rail

1/2" DRIVE SOCKETS & ATTACHMENTS



35315
15 Pieces 12 Point Deep SAE Socket Set

Contains: 3/8", 7/16", 1/2", 9/16", 5/8", 11/16", 3/4", 13/16", 7/8", 15/16", 1", 1 1/16", 1 1/8", 1 3/16", 1 1/4"
Includes socket rail



35312
12 Pieces 12 Point Deep SAE Socket Set

Contains: 7/16", 1/2", 9/16", 5/8", 11/16", 3/4", 13/16", 7/8", 15/16", 1", 1 1/16", 1 1/8"
Includes socket rail



39019
19 Pieces 6 Point Standard Metric Socket Set

Contains: 10, 11, 12, 13, 14, 15, 16, 17, 18, 19, 20, 21, 22, 23, 24, 25, 26, 27, 28mm
Includes 2 socket rails



39012
12 Pieces 6 Point Standard Metric Socket Set

Contains: 10, 11, 12, 13, 14, 15, 16, 17, 18, 19, 20, 21mm
Includes socket rail

1/2" DRIVE SOCKETS & ATTACHMENTS



39218
18 Pieces 6 Point Deep Metric Socket Set

Contains: 10, 12, 13, 14, 15, 16, 17, 18, 19, 20, 21, 22, 23, 24, 25, 26, 27, 28mm
Includes 2 socket rails



39119
19 Pieces 12 Point Standard Metric Socket Set

Contains: 10, 11, 12, 13, 14, 15, 16, 17, 18, 19, 20, 21, 22,
23, 24, 25, 26, 27, 28mm
Includes 2 socket rails



39112
12 Pieces 12 Point Standard Metric Socket Set

Contains: 10, 11, 12, 13, 14, 15, 16, 17, 18, 19, 20, 21mm
Includes socket rail



39318
18 Pieces 12 Point Deep Metric Socket Set

Contains: 10, 11, 12, 13, 14, 15, 16, 17, 18, 19, 20, 21, 22, 23, 24, 25, 26, 27mm
Includes 2 socket rails

1/2" DRIVE SOCKETS & ATTACHMENTS



DW24LS
8 Pieces Hex Head SAE Socket Set

Contains: 1/4", 5/16", 3/8", 7/16", 1/2", 9/16", 5/8", 3/4"
Includes socket rail



35607
7 Pieces Hex Head SAE Socket Set

Contains: 5/16", 3/8", 7/16", 1/2", 9/16", 5/8", 3/4"
Includes socket rail



35606
6 Pieces Hex Head SAE Socket Set

Contains: 1/4", 5/16", 3/8", 7/16", 1/2", 9/16"
Includes socket rail



35605
5 Pieces Hex Head SAE Socket Set

Contains: 5/16", 3/8", 7/16", 1/2", 9/16"
Includes socket rail



DW24XLS
8 Pieces Extra Long SAE Hex Head Socket Set

Contains: 1/4", 5/16", 3/8", 7/16", 1/2", 9/16", 5/8", 3/4"
Includes socket rail



35616
6 Pieces Extra Long SAE Hex Head Socket Set

Contains: 1/4", 5/16", 3/8", 7/16", 1/2", 9/16"
Includes socket rail

1/2" DRIVE SOCKETS & ATTACHMENTS



MDW7LCP
7 Pieces Hex Head Metric Socket Set

Contains: 6, 8, 10, 12, 14, 17, 19mm
Includes socket rail



MDW19XLS
7 Pieces Extra Long - Metric Hex Head Socket Set

Contains: 6, 8, 10, 12, 14, 17, 19mm
Includes socket rail



35705
5 Pieces Torx® Head Socket Set

Contains: T27, T30, T40, T45, T50
Includes socket rail



35707
7 Pieces Torx® Head Socket Set

Contains: T27, T30, T40, T45, T50, T55, T60
Includes socket rail

1/2" DRIVE SOCKETS & ATTACHMENTS



30805 5 Pieces Chrome Ratchet & Attachment Set

Includes: Reversible Ratchet, Flex Handle, U-Joint, 5" Extension, 10" Extension, Metal Box # 9101



38020 20 Pieces 6 Point Standard SAE Socket Set

Contains: 3/8", 7/16", 1/2", 9/16", 5/8", 11/16", 3/4", 13/16", 7/8", 15/16", 1", 1 1/16", 1 1/8", 1 3/16", 1 1/4"

Includes: Reversible Ratchet, Flex Handle, Universal Joint, 5" Extension, 10" Extension, Metal Box # 9101, socket rail



38017 17 Pieces 6 Point Standard SAE Socket Set

Contains: 7/16", 1/2", 9/16", 5/8", 11/16", 3/4", 13/16", 7/8", 15/16", 1", 1 1/16", 1 1/8"
Includes: Reversible Ratchet, Flex Handle, U-Joint, 5" Extension, 10" Extension, Metal Box # 9101, socket rail

1/2" DRIVE SOCKETS & ATTACHMENTS



38220 20 Pieces 6 Point Deep SAE Socket Set

Contains: 3/8", 7/16", 1/2", 9/16", 5/8", 11/16", 3/4", 13/16", 7/8", 15/16", 1", 1 1/16", 1 1/8", 1 3/16", 1 1/4"

Includes: Reversible Ratchet, Flex Handle, Universal Joint, 5" Extension, 10" Extension, Metal Box # 9101, socket rail



38217 17 Pieces 6 Point Deep SAE Socket Set

Contains: 7/16", 1/2", 9/16", 5/8", 11/16", 3/4", 13/16", 7/8", 15/16", 1", 1 1/16", 1 1/8"

Includes: Reversible Ratchet, Flex Handle, Universal Joint, 5" Extension, 10" Extension, Metal Box # 9101, socket rail

1/2" DRIVE SOCKETS & ATTACHMENTS



38120
20 Pieces 12 Point Standard SAE Socket Set

Contains: 3/8", 7/16", 1/2", 9/16", 5/8", 11/16", 3/4", 13/16", 7/8", 15/16", 1", 1 1/16", 1 1/8", 13/16", 1 1/4"

Includes: Reversible Ratchet, Flex Handle, Universal Joint, 5" Extension, 10" Extension, Metal Box # 9101, socket rail



38117
17 Pieces 12 Point Standard SAE Socket Set

Contains: 7/16", 1/2", 9/16", 5/8", 11/16", 3/4", 13/16", 7/8", 15/16", 1", 1 1/16", 1 1/8"
Includes: Reversible Ratchet, Flex Handle, Universal Joint, 5" Extension, 10" Extension, Metal Box # 9101, socket rail



38320
20 Pieces 12 Point Deep SAE Socket Set

Contains: 3/8", 7/16", 1/2", 9/16", 5/8", 11/16", 3/4", 13/16", 7/8", 15/16", 1", 1 1/16", 1 1/8", 13/16", 1 1/4"

Includes: Reversible Ratchet, Flex Handle, Universal Joint, 5" Extension, 10" Extension, Metal Box # 9101, socket rail



38317
17 Pieces 12 Point Deep SAE Socket Set

Contains: 7/16", 1/2", 9/16", 5/8", 11/16", 3/4", 13/16", 7/8", 15/16", 1", 1 1/16", 1 1/8"
Includes: Reversible Ratchet, Flex Handle, Universal Joint, 5" Extension, 10" Extension, Metal Box # 9101, socket rail

1/2" DRIVE SOCKETS & ATTACHMENTS



39017
17 Pieces 6 Point Standard Metric Socket Set

Contains: 10, 11, 12, 13, 14, 15, 16, 17, 18, 19, 20, 21mm

Includes: Reversible Ratchet, Flex Handle, Universal Joint, 5" Extension, 10" Extension, Metal Box # 9101, socket rail



35038SH
38 Pieces 6 Point SAE & Metric Socket & Attachment Set

Contains: 3/8", 7/16", 1/2", 9/16", 5/8", 11/16", 3/4", 13/16", 7/8", 15/16", 1", 1 1/16", 1 1/8", 1 1/4"

10, 11, 12, 13, 14, 15, 16, 17, 18, 19, 20, 21, 22, 23, 24, 27, 30, 32mm

Includes: Reversible Ratchet, 15" Flexible Handle, U Joint, 2" Extension, 5" Extension, 10" Extension, Blow Molded Case # 93012



35038DH
38 Pieces 12 Point SAE & Metric Socket & Attachment Set

Contains: 3/8", 7/16", 1/2", 9/16", 5/8", 11/16", 3/4", 13/16", 7/8", 15/16", 1", 1 1/8", 1 1/4"

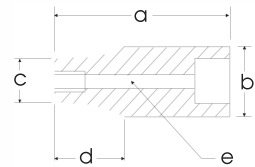
10, 11, 12, 13, 14, 15, 16, 17, 18, 19, 20, 21, 22, 23, 24, 27, 30, 32mm

Includes: Reversible Ratchet, 15" Flexible Handle, U Joint, 2" Extension, 5" Extension, 10" Extension, Blow Molded Case # 93012

1/2" DRIVE SOCKETS & ATTACHMENTS

6 Point Standard Length - Impact Black Industrial Finish

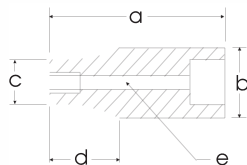
Hex Size	6 Point Part No.	Overall Length in. a	Drive End in. b	Hex End in. c	Taper Length in. d	Bolt Clearance in. e
3/8"	P2406	1.5	0.87	0.63	0.47	0.31
7/16"	P2407	1.5	0.87	0.71	0.33	0.35
1/2"	P2408	1.5	0.87	0.79	0.19	0.43
9/16"	P2409	1.5	0.94	0.87	0.19	0.47
5/8"	P2410	1.5	0.98	0.98	—	0.55
11/16"	P2411	1.5	1.02	1.02	—	0.63
3/4"	P2412	1.5	1.1	1.1	—	0.67
13/16"	P2413	1.5	1.18	1.18	—	0.71
7/8"	P2414	1.5	1.26	1.26	—	0.79
15/16"	P2415	1.7	1.34	1.34	—	0.87
1"	P2432	1.7	1.42	1.42	—	0.91
1 1/16"	P2433	1.97	1.5	1.5	—	0.98
1 1/8"	P2434	1.97	1.57	1.57	—	1.02
1 3/16"	P2435	1.97	1.65	1.65	—	1.1
1 1/4"	P2436	1.97	1.73	1.73	—	1.18
1 5/16"	P2437	1.99	1.77	1.77	—	1.22
1 3/8"	P2438	1.97	1.91	1.91	—	1.3
1 7/16"	P2439	1.97	1.99	1.99	—	1.34
1 1/2"	P2440	1.97	2.07	2.07	—	1.42



Federal Spec. CDA 39-GP-12M U.S. GGG-W-66OA ANSI B107.1

6 Point Deep Length - Impact Black Industrial Finish

Hex Size	6 Point Part No.	Overall Length in. a	Drive End in. b	Hex End in. c	Taper Length in. d	Bolt Clearance in. e
3/8"	PL2406	3.07	0.87	0.63	0.67	0.28
7/16"	PL2407	3.07	0.87	0.71	0.67	0.35
1/2"	PL2408	3.07	0.87	0.79	0.67	0.39
9/16"	PL2409	3.07	0.94	0.87	0.67	0.47
5/8"	PL2410	3.07	0.94	0.94	—	0.51
11/16"	PL2411	3.07	1.02	1.02	—	0.59
3/4"	PL2412	3.07	1.1	1.1	—	0.67
13/16"	PL2413	3.07	1.18	1.18	—	0.75
7/8"	PL2414	3.07	1.26	1.26	—	0.79
15/16"	PL2415	3.07	1.34	1.34	—	0.87
1"	PL2432	3.07	1.42	1.42	—	0.91
1 1/16"	PL2433	3.07	1.5	1.5	—	0.98
1 1/8"	PL2434	3.07	1.57	1.57	—	1.02
1 3/16"	PL2435	3.07	1.65	1.65	—	1.1
1 1/4"	PL2436	3.07	1.73	1.73	—	1.8
1 5/16"	PL2437	3.07	1.77	1.77	—	1.22
1 3/8"	PL2438	3.07	1.91	1.91	—	1.3
1 7/16"	PL2439	3.07	1.99	1.99	—	1.34
1 1/2"	PL2440	3.07	2.07	2.07	—	1.42



Federal Spec. CDA 39-GP-12M U.S. GGG-W-66OA ANSI B107.2

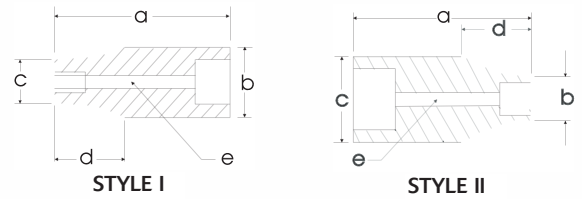
1/2" DRIVE SOCKETS & ATTACHMENTS

12 Point Standard Length - Impact Black Industrial Finish

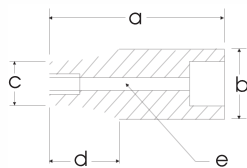
Hex Size	12 Point Part No.	Overall Length in. a	Drive End in. b	Hex End in. c	Taper Length in. d	Bolt Clearance in. e	
3/8"	P2406DH	1.50	0.94	0.63	0.47	0.32	Style I
7/16"	P2407DH	1.50	0.94	0.71	0.47	0.35	
1/2"	P2408DH	1.50	0.94	0.79	0.47	0.43	
9/16"	P2409DH	1.50	0.94	0.87	0.47	0.46	
5/8"	P2410DH	1.50	0.94	0.94	0.47	0.49	
11/16"	P2411DH	1.50	1.02	1.02	0.51	0.59	
3/4"	P2412DH	1.50	1.10	1.10	0.51	0.73	Style II
13/16"	P2413DH	1.50	1.18	1.18	0.55	0.71	
7/8"	P2414DH	1.50	1.26	1.26	0.59	0.80	
15/16"	P2415DH	1.77	1.34	1.34	0.79	0.86	
1"	P2432DH	1.77	1.42	1.42	0.79	0.90	
1 1/16"	P2433DH	1.97	1.50	1.50	0.94	0.98	
1 1/8"	P2434DH	1.97	1.50	1.57	0.94	1.05	
1 3/16"	P2435DH	1.97	1.50	1.65	0.94	1.10	
1 1/4"	P2436DH	1.97	1.50	1.73	0.94	1.18	
1 5/16"	P2437DH	1.97	1.50	1.77	0.94	—	
1 3/8"	P2438DH	1.97	1.50	1.85	0.94	—	
1 7/16"	P2439DH	1.97	1.50	1.91	0.94	—	
1 1/2"	P2440DH	1.97	1.50	1.99	0.94	—	



ASME 107.2 - 1995



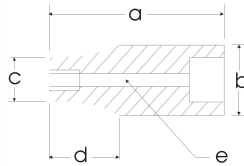
ASME 107.2 - 1995



6 Point Regular Length - Impact Black Industrial Finish

Hex Size	6 Point Part No.	Overall Length mm a	Drive End mm b	Hex End mm c	Taper Length mm d	Bolt Clearance mm e
8mm	MP08H	38	22	15	14	6
9mm	MP09H	38	22	15	14	7
10mm	MP10H	38	22	17	10	8
11mm	MP11H	38	22	18	8	9
12mm	MP12H	38	22	19	7	10
13mm	MP13H	38	24	20	8	11
14mm	MP14H	38	24	22	5	12
15mm	MP15H	38	25	23	5	13
16mm	MP16H	38	25	25	—	14
17mm	MP17H	38	26	26	—	15
18mm	MP18H	38	26	26	—	16
19mm	MP19H	38	28	28	—	17
20mm	MP20H	38	30	30	—	18
21mm	MP21H	38	30	30	—	19
22mm	MP22H	45	32	32	—	20
23mm	MP23H	45	32	32	—	21
24mm	MP24H	45	34	34	—	22
25mm	MP25H	45	36	36	—	23
26mm	MP26H	50	36	36	—	24
27mm	MP27H	50	38	38	—	25
28mm	MP28H	50	40	40	—	26
29mm	MP29H	50	40	40	—	27
30mm	MP30H	50	42	42	—	28
31mm	MP31H	50	43	43	—	29
32mm	MP32H	50	44	44	—	30
36mm	MP36H	50	48.5	48.5	—	34

1/2" DRIVE SOCKETS & ATTACHMENTS



6 Point Deep Length - Impact Black Industrial Finish

Hex Size	6 Point Part No.	Overall Length mm a	Drive End mm b	Hex End mm c	Taper Length mm d	Bolt Clearance mm e
8mm	MPD08H	78	22	15	17	6
9mm	MPD09H	78	22	15	17	7
10mm	MPD10H	78	22	17	17	8
11mm	MPD11H	78	22	18	17	9
12mm	MPD12H	78	22	19	17	10
13mm	MPD13H	78	24	20	17	11
14mm	MPD14H	78	24	22	17	12
15mm	MPD15H	78	24	24	-	13
16mm	MPD16H	78	24	24	-	14
17mm	MPD17H	78	26	26	-	15
18mm	MPD18H	78	26	26	-	16
19mm	MPD19H	78	28	28	-	17
20mm	MPD20H	78	30	30	-	18
21mm	MPD21H	78	30	30	-	19
22mm	MPD22H	78	32	32	-	20
23mm	MPD23H	78	32	32	-	21
24mm	MPD24H	78	34	34	-	22
25mm	MPD25H	82	35	35	-	20
27mm	MPD27H	78	38	38	-	25
30mm	MPD30H	78	42	42	-	28
36mm	MPD36H	78	48.5	48.5	-	34

12 Point Standard Length - Impact Black Industrial Finish

Hex Size	12 Point Part No.	Overall Length mm a	Drive End mm b	Hex End mm c	Taper Length mm d	Bolt Clearance mm e
10mm	MP10DH	38	24	17	16	8
11mm	MP11DH	38	24	18	16	9
12mm	MP12DH	38	24	19	16	10
13mm	MP13DH	38	24	20	16	11
14mm	MP14DH	38	24	22	16	12
15mm	MP15DH	38	24	24	-	13
16mm	MP16DH	38	24	24	-	14
17mm	MP17DH	38	26	26	-	15
18mm	MP18DH	38	26	26	-	16
19mm	MP19DH	38	28	28	-	17
20mm	MP20DH	38	30	30	-	18
21mm	MP21DH	38	30	30	-	19
22mm	MP22DH	38	32	32	-	20
23mm	MP23DH	38	32	32	-	21
24mm	MP24DH	45	34	34	-	22
30mm	MP30DH	50	38	42	-	28
32mm	MP32DH	50	38	44	-	30



6 Point Universal Joint Socket - Impact Black Industrial Finish

Hex Size	6 Point Part No.	Overall Length in. a	Drive End in. b	Hex End in. c
7/16"	PHU14	2.56	1.10	0.67
1/2"	PHU16	2.56	1.10	0.75
9/16"	PHU18	2.56	1.10	0.86
5/8"	PHU20	2.56	1.10	0.91
11/16"	PHU22	2.56	1.10	1.02
3/4"	PHU24	2.56	1.10	1.09
13/16"	PHU26	2.56	1.10	1.17
7/8"	PHU28	2.56	1.10	1.25
15/16"	PHU30	2.56	1.10	1.33
1"	PHU32	2.56	1.10	1.41

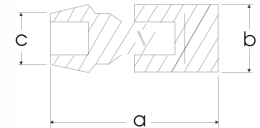
Federal Spec. CDA 39-GP-12M U.S. GGG-W-660A ANSI B1072

1/2" DRIVE SOCKETS & ATTACHMENTS

6 Point Deep Universal Joint Socket - Impact Black Industrial Finish

Hex Size	6 Point Part No.	Overall Length in. a	Drive End in. b	Hex End in. c
3/8"	PHU12L	3.50	1.10	0.59
7/16"	PHU14L	3.50	1.10	0.67
1/2"	PHU16L	3.50	1.10	0.75
9/16"	PHU18L	3.50	1.10	0.87
5/8"	PHU20L	3.50	1.10	0.91
11/16"	PHU22L	3.50	1.50	1.02
3/4"	PHU24L	3.50	1.50	1.10
13/16"	PHU26L	3.50	1.50	1.18
7/8"	PHU28L	3.50	1.50	1.26
15/16"	PHU30L	3.50	1.50	1.34

ASME 107.2 - 1995



6 Point Universal Joint Socket Impact - Black Industrial Finish

Hex Size	6 Point Part No.	Overall Length mm a	Drive End mm b	Hex End mm c
10mm	PHUM10	65	27.50	15.00
11mm	PHUM11	65	27.50	17.00
12mm	PHUM12	65	27.50	19.00
13mm	PHUM13	65	27.50	20.00
14mm	PHUM14	65	27.50	21.80
15mm	PHUM15	65	27.50	23.00
16mm	PHUM16	65	27.50	23.00
17mm	PHUM17	65	27.50	25.70
18mm	PHUM18	65	27.50	25.80
19mm	PHUM19	65	27.50	27.80
20mm	PHUM20	65	27.50	29.80
21mm	PHUM21	65	27.50	29.80
22mm	PHUM22	65	27.50	31.80
23mm	PHUM23	65	27.50	31.80
24mm	PHUM24	65	27.50	33.80

ASME 107.2 - 1995

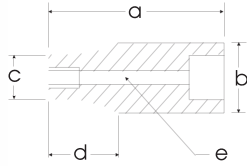


6 Point Deep Universal Joint Socket Impact - Black Industrial Finish

Hex Size	6 Point Part No.	Overall Length mm a	Drive End mm b	Hex End mm c
10mm	PHUM10L	89	28	15.00
11mm	PHUM11L	89	28	17.00
12mm	PHUM12L	89	28	19.00
13mm	PHUM13L	89	28	20.00
14mm	PHUM14L	89	28	21.80
15mm	PHUM15L	89	28	23.00
16mm	PHUM16L	89	28	23.00
17mm	PHUM17L	89	32	25.70
18mm	PHUM18L	89	32	25.80
19mm	PHUM19L	89	32	27.80
20mm	PHUM20L	89	32	29.80
21mm	PHUM21L	89	32	29.80
22mm	PHUM22L	89	32	31.80
23mm	PHUM23L	89	32	31.80
24mm	PHUM24L	89	32	33.80

ASME 107.2 - 1995

1/2" DRIVE SOCKETS & ATTACHMENTS



Female Torx® Impact Socket

Size	6 Point Part No.	Overall Length in. a	Drive End in. b	Hex End in. c	Taper Length in. d	Bolt Clearance in. e
E18	34018	1.5	1.0	0.8	.68	1.0



Double Square Standard Length Impact - Black Industrial Finish

Size	8 Point Part No.	Overall Length in. a	Drive End in. b	Hex End in. c	Taper Length in. d	Bolt Clearance in. e
3/8"	P4-812	1.5	0.87	0.75	0.60	0.31
7/16"	P4-814	1.5	0.94	0.83	0.60	0.35
1/2"	P4-816	1.5	0.94	0.94	0.60	0.43
9/16"	P4-818	1.5	1.02	1.02	—	0.47
5/8"	P4-820	1.5	1.1	1.1	—	0.55
11/16"	P4-822	1.5	1.18	1.18	—	0.63
3/4"	P4-824	1.5	1.34	1.34	—	0.67
13/16"	P4-826	1.5	1.42	1.42	—	0.75
7/8"	P4-828	1.5	1.5	1.5	—	0.75
15/16"	P4-830	1.77	1.5	1.65	—	0.91
1"	P4-832	1.77	1.5	1.73	—	0.91

Federal Spec. CDA 39-GP-12M U.S. GGG-W-660A ANSI B107.2



35066 16 Pieces 6 Point Standard SAE Impact Socket Set

Contains: 3/8", 7/16", 1/2", 9/16", 5/8", 11/16", 3/4", 13/16", 7/8", 15/16", 1", 1 1/16", 1 1/8", 1 3/16", 1 1/4", 1 5/16"
Includes socket rail



35064 14 Pieces 6 Point Standard SAE Impact Socket Set

Contains: 3/8", 7/16", 1/2", 9/16", 5/8", 11/16", 3/4", 13/16", 7/8", 15/16", 1", 1 1/16", 1 1/8", 1 1/4"
Includes socket rail

1/2" DRIVE SOCKETS & ATTACHMENTS



P11T
11 Pieces 6 Point Standard SAE Impact Socket Set

Contains: 3/8", 7/16", 1/2", 9/16", 5/8", 11/16", 3/4", 13/16", 7/8", 15/16", 1"
Includes socket rail



P6T
6 Pieces 6 Point Standard SAE Impact Socket Set

Contains: 1/2", 9/16", 5/8", 11/16", 3/4", 13/16"
Includes socket rail



PL13T
13 Pieces 6 Point Deep SAE Impact Socket Set

Contains: 1/2", 9/16", 5/8", 11/16", 3/4", 13/16", 7/8", 15/16", 1", 1 1/16", 1 1/8", 1 3/16", 1 1/4"
Includes socket rail



PL11T
11 Pieces 6 Point Deep SAE Impact Socket Set

Contains: 3/8", 7/16", 1/2", 9/16", 5/8", 11/16", 3/4", 13/16", 7/8", 15/16", 1"
Includes socket rail

PL8HT
8 Pieces 6 Point Deep SAE Impact Socket Set

Contains: 1/2", 9/16", 5/8", 11/16", 3/4", 13/16", 7/8", 15/16"
Includes socket rail



1/2" DRIVE SOCKETS & ATTACHMENTS



39023
23 Pieces 6 Point Standard Metric Impact Socket Set

Contains: 10, 11, 12, 13, 14, 15, 16, 17, 18, 19, 20, 21, 22, 23, 24, 25, 26, 27, 28, 29, 30, 31, 32mm
Includes 2 socket rails



39014
14 Pieces 6 Point Standard Metric Impact Socket Set

Contains: 10, 11, 12, 13, 14, 15, 16, 17, 18, 19, 20, 21, 22, 23mm
Includes socket rail



39062
12 Pieces 6 Point Standard Metric Impact Socket Set

Contains: 8, 9, 10, 11, 12, 13, 14, 15, 16, 17, 18, 19mm
Includes socket rail



MP6T
6 Pieces 6 Point Standard Metric Impact Socket Set

Contains: 13, 14, 15, 16, 17, 18mm
Includes socket rail



39214
14 Pieces 6 Point Deep Metric Impact Socket Set

Contains: 10, 11, 12, 13, 14, 15, 16, 17, 18, 19, 20, 21, 22, 23mm
Includes socket rail

1/2" DRIVE SOCKETS & ATTACHMENTS



39260
10 Pieces 6 Point Deep Metric Impact Socket Set

Contains: 13, 14, 15, 16, 17, 18, 19, 20, 21, 22mm
Includes socket rail



MPD8HT
8 Pieces 6 Point Deep Metric Impact Socket Set

Contains: 8, 9, 10, 11, 13, 14, 17, 19mm
Includes socket rail



35068
19 Pieces 12 Point Standard SAE Impact Socket Set

Contains: 3/8", 7/16", 1/2", 9/16", 5/8", 11/16", 3/4", 13/16", 7/8", 15/16", 1", 1 1/16", 1 1/8", 1 3/16", 1 1/4", 1 5/16", 1 3/8", 1 7/16", 1 1/2"
Includes socket rail.



39117
17 Pieces 12 Point Standard Metric Impact Socket Set

Contains: 10, 11, 12, 13, 14, 15, 16, 17, 18, 19, 20, 21, 22, 23, 24, 30, 32mm
Includes socket rail.



35810
10 Pieces 6 Point Standard SAE Impact Universal Joint Socket Set

Contains: 7/16", 1/2", 9/16", 5/8", 11/16", 3/4", 13/16", 7/8", 15/16", 1"
Includes socket rail



35910
10 Pieces 6 Point Deep SAE Impact Universal Joint Socket Set

Contains: 3/8", 7/16", 1/2", 9/16", 5/8", 11/16", 3/4", 13/16", 7/8", 15/16"
Includes socket rail.

1/2" DRIVE SOCKETS & ATTACHMENTS



36815
15 Pieces 6 Point Standard Metric Impact Universal Joint Socket Set

Contains: 10, 11, 12, 13, 14, 15, 16, 17, 18, 19, 20, 21, 22, 23, 24mm
 Includes socket rail.



36915
15 Pieces 6 Point Deep Metric Impact Universal Joint Socket Set

Contains: 10, 11, 12, 13, 14, 15, 16, 17, 18, 19, 20, 21, 22, 23, 24mm
 Includes socket rail



35057
7 Pieces 8 Point Standard SAE Double Square Impact Socket Set

Contains: 3/8", 7/16", 1/2", 9/16", 5/8", 11/16", 3/4"
 Includes socket rail



24510
10 Pieces Female Torx® Impact Socket Set

Contains:
 1/4" Drive: E4, E5, E6, E7, E8
 3/8" Drive: E10, E12, E14, E16
 1/2" Drive: E18
 Includes socket rail

35806
6 Pieces Impact Driver & Attachments Set

Part No.	Description
IMB21	No. 2 Phillips® 17/16" long
IMB22	No. 3 Phillips® 17/16" long
IMB23	5/16" Slotted 17/16" long
IMB24	3/8" Slotted 17/16" long

Includes metal case



3/4" DRIVE SOCKETS & ATTACHMENTS



Ratchet Head with Handle

Chrome Part No.	Black Part No.	Description	Length
4254-55	4254B-55B	Ratchet Head and 19½" Handle	24"
4254-56	—	Ratchet Head and 20" Handle	24½"
4254-57	—	Ratchet Head and 35" Handle	39½"
4266	4266B	One piece design with knurled handle	24"

Federal Spec. U.S. GGG-W-641E ANSI B107.10M



Ratchet Head and Handle

Chrome Part No.	Black Part No.	Description	Length
4254	4254B	Reversible ratchet, 32 tooth (Head Only)	6¼"
4255	4255B	Handle fits 4254 or 4254B	19½"
4256	—	Knurled Grip Bar fits 4254 or 4254B	20"
4257	—	Knurled Grip Bar fits 4254 or 4254B	35"

Federal Spec. U.S. GGG-W-641E ANSI B107.10M



Flex Handle

Part No.	Description	Length
4288	Knurled Grip Flex Handle - Chrome	21"
4288B	Knurled Grip Flex Handle - Black	21"

Federal Spec. CDA 39-GP-12b U.S. GGG-W-641E ANSI B107.10M



Extensions - Chrome

Part No.	Description	Length
885	Extension	4"
88	Extension	8"
87	Extension	15½"



Drive Head - Chrome

Part No.	Description	Length
86	Drive Head for 4255, 4256, 4257	2¼"

Federal Spec. U.S. GGG-W-641E ANSI Spec. B107.10M



Universal Joint - Chrome

Part No.	Square Male	Square Female	Length
4295	¾"	¾"	3½"

Federal Spec. CDA 39-GP12b U.S. GGG-W-641E
ANSI Spec. B107.10M

3/4" DRIVE SOCKETS & ATTACHMENTS



Adapters - Chrome

Part No.	Female	Male	Length
4298	1/2"	3/4"	1 3/4"
4299*	3/4"	1/2"	2"
4211*	3/4"	1"	2 1/4"
4213*	1"	3/4"	2 5/8"

Federal Spec. U.S. GGG-W-641E ANSI Spec. B107.10M

* Due to the nature of the product these items are not warranted.



Drag Link Socket - Chrome

Part No.	Description	Tip Size	Length
4405	Drag Link Socket	3/16 x 1 3/8"	2 3/16"



Extensions - Black Impact

Part No.	Description	Length
P6-107	Extension	7"
P6-110	Extension	10"
P6-113	Extension	13"



Universal Joint - Black Impact

Part No.	Female	Male	Length
P6-140A*	3/4"	3/4"	4"



Adapters - Impact

Part No.	Female	Male	Length
PA6-4*	3/4"	1/2"	2 3/16"
PA6-7	3/4"	1"	2 9/16"

* Due to the nature of the product these items are not warranted.



Adapters - Impact

Part No.	Female	Male	Length
PA4-6	1/2"	3/4"	1 7/8"
PA7-6*	1"	3/4"	2 7/8"

* Due to the nature of the product these items are not warranted.

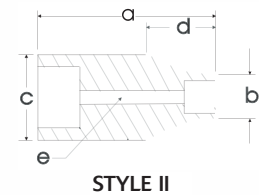
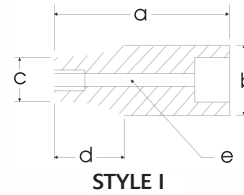
3/4" DRIVE SOCKETS & ATTACHMENTS

12 Point Standard Length

Hex Size	12 Point Part No.	Overall Length in. a	Drive End in. b	Hex End in. c	Taper Length in. d	Bolt Clearance in. e
3/4"	HD24	1.97	1.42	1.18	0.87	0.67
13/16"	HD26	1.97	1.42	1.22	0.87	0.80
7/8"	HD28	1.97	1.42	1.28	0.87	0.76
15/16"	HD30	1.97	1.42	1.38	0.87	0.87
1"	HD32	2.01	1.50	1.50	—	0.94
1 1/16"	HD34	2.05	1.57	1.54	0.87	1.05
1 1/8"	HD36	2.05	1.57	1.57	—	1.19
1 3/16"	HD38	2.24	1.57	1.65	0.94	—
1 1/4"	HD40	2.24	1.57	1.73	0.94	—
1 5/16"	HD42	2.24	1.57	1.81	0.94	—
1 3/8"	HD44	2.24	1.57	1.89	0.94	—
1 7/16"	HD46	2.28	1.57	2.01	0.94	—
1 1/2"	HD48	2.36	1.73	2.05	0.94	—
1 9/16"	HD50	2.36	1.73	2.13	0.94	—
1 5/8"	HD52	2.44	1.73	2.20	0.94	—
1 11/16"	HD54	2.76	1.73	2.28	0.94	—
1 3/4"	HD56	2.76	1.73	2.36	0.94	—
1 13/16"	HD58	2.83	1.89	2.44	0.94	—
1 7/8"	HD60	2.91	1.89	2.52	0.94	—
1 15/16"	HD62	2.91	1.89	2.60	0.94	—
2"	HD64	2.91	1.89	2.68	0.94	—
2 1/16"	HD66	3.07	2.13	2.76	0.94	—
2 1/8"	HD68	3.27	2.13	2.83	0.94	—
2 3/16"	HD70	3.39	2.13	2.87	0.94	—
2 1/4"	HD72	3.39	2.13	2.95	0.94	—
2 5/16"	HD74	3.39	2.13	3.07	0.94	—
2 3/8"	HD76	3.54	2.13	3.15	0.94	—

Style I

Style II



Federal Spec. CDA 39-GP12b U.S. GGG-W-641E ANSI Spec. B1075

6 Point Deep Length



Size	6 Point Part No.	Overall Length in. a	Drive End in. b	Hex End in. c	Taper Length in. d	Bolt Clearance in. e
15/16"	RLH30	3.35	1.42	1.38	1.73	0.92
1"	RLH32	3.35	1.50	1.50	0.94	0.76
1 1/16"	RLH34	3.54	1.57	1.54	1.73	—
1 1/8"	RLH36	3.54	1.57	1.57	1.04	0.84
1 1/4"	RLH40	3.54	1.57	1.73	0.94	1.14
1 5/16"	RLH42	3.54	1.57	1.81	0.94	1.01
1 3/8"	RLH44	3.54	1.57	1.89	0.94	1.05
1 7/16"	RLH46	3.54	1.57	2.01	0.94	—
1 1/2"	RLH48	3.54	1.73	2.05	0.94	1.22
1 5/8"	RLH52	3.54	1.73	2.20	0.94	—

Note: NOT FOR IMPACT USE. All items on this page are for hand use only.

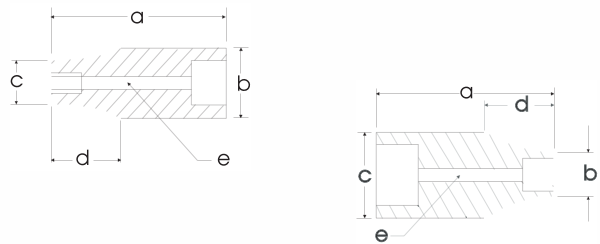
3/4" DRIVE SOCKETS & ATTACHMENTS

12 Point Standard Length

Hex Size	12 Point Part No.	Overall Length mm a	Drive End mm b	Hex End mm c	Taper Length mm d	Bolt Clearance mm e
24mm	M3424	51	36	34	—	—
25mm	M3425	51	35	36	16	—
26mm	M3426	51	36	37	16	—
27mm	M3427	51	36	38	22	—
28mm	M3428	51	36	39	22	—
29mm	M3429	51	38	40	22	—
30mm	M3430	54	38	42	24	—
32mm	M3432	56	38	44	26	—
35mm	M3435	58	42	48	26	—
36mm	M3436	58	42	50	28	—
38mm	M3438	58	45	52	28	—
41mm	M3441	64	45	56	30	—
42mm	M3442	64	45	57	30	—
46mm	M3446	68	47	62	34	—
50mm	M3450	72	48	68	36	—
54mm	M3454	74	48	72	38	—
55mm	M3455	76	48	74	40	—
58mm	M3458	78	48	78	40	—
60mm	M3460	78	48	80	42	—

Federal Spec. CDA 39-GP12b U.S. GGG-W-641E ANSI Spec. B1075

Note: Not for impact use. Above items are for hand use only.



Axle Nut Sockets

Hex Size	Part No.	Description	Length, in.
2 ³ / ₃₂ "	AN1	6 point	3
2 ¹ / ₄ "	AN2	6 point	3
2 ³ / ₈ "	AN3	6 point	3
2 ¹ / ₂ "	AN4	6 point	3
2 ⁹ / ₁₆ "	AN5	6 point	3
2 ⁵ / ₈ "	AN6	6 point	3
2 ³ / ₄ "	AN7	6 point	3
2 ⁷ / ₈ "	AN8	6 point	3
3"	AN9	6 point	3
3 ¹ / ₄ "	AN10	6 point	3
3 ¹ / ₂ "	AN11	6 point	3
3 ⁷ / ₈ "	AN12	6 point	3
4"	AN13	6 point	3
4 ¹ / ₈ "	AN14	6 point	3
2 ⁹ / ₁₆ "	AN31	8 point	3
3"	AN32	8 point	3
3 ¹ / ₄ "	AN33	8 point	3
3 ⁷ / ₈ "	AN34	8 point	3
4 ⁷ / ₈ "	AN35	8 point	3
2 ³ / ₈ "	AN51*	6 point	3
2 ⁹ / ₁₆ "	AN52*	6 point	3

* Fits special "Rounded" hex nut as found on DANA axles.

Heavy Duty Adjustable Wheel Bearing Lock Nut Wrench

Part No.	Description
AN100	Adjustable jaws with lock fitting suitable for both hexagon and octagon wheel bearing lock nuts.

* See page 292 for additional specifications

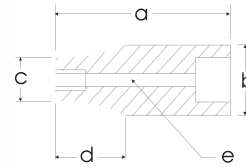


3/4" DRIVE SOCKETS & ATTACHMENTS

6 Point Standard Length Impact - Black Industrial Finish

Hex Size	6 Point Part No.	Overall Length in. a	Drive End in. b	Hex End in. c	Taper Length in. d	Bolt Clearance in. e
9/16"	P2609	1.97	1.5	1	0.87	0.47
5/8"	P2610	1.97	1.5	1.08	0.87	0.51
11/16"	P2611	1.97	1.5	1.14	0.87	0.59
3/4"	P2612	1.97	1.5	1.18	0.87	0.67
13/16"	P2613	2.05	1.5	1.26	0.87	0.71
7/8"	P2614	2.05	1.5	1.34	0.87	0.79
15/16"	P2615	2.05	1.5	1.42	0.87	0.83
1"	P2632	2.05	1.5	1.57	—	0.91
1 1/16"	P2634	2.05	1.5	1.57	—	1.02
1 1/8"	P2636	2.05	1.65	1.65	—	1.02
1 3/16"	P2638	2.05	1.73	1.73	—	1.1
1 1/4"	P2640	2.05	1.73	1.73	—	1.18
1 5/16"	P2642	2.2	1.73	1.85	—	1.22
1 3/8"	P2644	2.2	1.73	1.97	—	1.3
1 7/16"	P2646	2.2	1.73	2	—	1.34
1 1/2"	P2648	2.2	1.73	2.09	—	1.42
1 9/16"	P2650	2.44	1.73	2.2	—	1.48
1 5/8"	P2652	2.44	1.73	2.28	—	1.54
1 11/16"	P2654	2.44	1.73	2.5	—	1.61
1 3/4"	P2656	2.44	1.73	2.56	—	1.67
1 13/16"	P2658	2.68	1.73	2.64	—	1.69
1 7/8"	P2660	2.68	1.73	2.68	—	1.75
1 15/16"	P2662	2.76	1.73	2.76	—	1.77
2"	P2664	2.83	2.13	1.8	—	1.81
2 1/16"	P2666	2.83	2.13	2.91	—	1.85
2 1/8"	P2668	2.83	2.13	3.03	—	1.93
2 3/16"	P2670	2.91	2.13	3.03	—	1.99
2 1/4"	P2672	2.91	2.13	3.15	—	1.05
2 5/16"	P2674	2.95	2.13	3.23	—	2.11
2 3/8"	P2676	2.95	2.13	3.31	—	2.17

Federal Spec. U.S. GGG-W-660A



8 Point Standard Length Impact - Black Industrial Finish

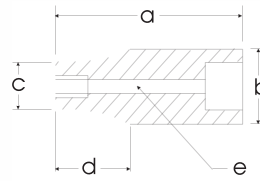
Hex Size	8 Point Part No.	Overall Length in. a	Drive End in. b	Hex End in. c	Taper Length in. d	Bolt Clearance in. e
3/4"	P6-824	2.05	1.6	1.60	—	0.67
13/16"	P6-826	2.05	1.6	1.60	—	0.71
7/8"	P6-828	2.05	1.73	1.76	—	0.79
15/16"	P6-830	2.05	1.73	1.76	—	0.83
1"	P6-832	2.12	1.73	2.00	—	0.91
1 1/16"	P6-834	2.20	1.73	2.08	—	1.02
1 1/8"	P6-836	2.27	1.73	2.27	—	1.02
1 3/16"	P6-838	2.35	1.73	2.36	—	1.1
1 1/4"	P6-840	2.35	1.73	2.36	—	1.18
1 5/16"	P6-842	2.43	1.73	2.50	—	1.22

Federal Spec. U.S. GGG-W-660A

3/4" DRIVE SOCKETS & ATTACHMENTS

6 Point Deep Length Impact - Black Industrial Finish

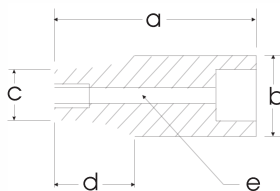
Hex Size	6 Point Part No.	Overall Length in. a	Drive End in. b	Hex End in. c	Taper Length in. d	Bolt Clearance in. e
9/16	PL2609	3.25	1.6	1	0.75	0.6
5/8	PL2610	3.25	1.6	1.1	0.75	0.6
11/16	PL2611	3.25	1.6	1.1	0.75	0.6
3/4"	PL2612	3.35	1.5	1.18	1.73	0.67
13/16"	PL2613	3.35	1.5	1.26	1.73	0.71
7/8"	PL2614	3.35	1.5	1.34	1.73	0.79
15/16"	PL2615	3.35	1.5	1.42	1.73	0.83
1"	PL2632	3.35	1.5	1.57	—	0.91
1 1/16"	PL2634	3.35	1.5	1.57	—	1.04
1 1/8"	PL2636	3.35	1.65	1.65	—	1.06
1 3/16"	PL2638	3.35	1.73	1.73	—	1.1
1 1/4"	PL2640	3.35	1.73	1.73	—	1.18
1 5/16"	PL2642	3.35	1.73	1.85	—	1.22
1 3/8"	PL2644	3.35	1.73	1.97	—	1.3
1 7/16"	PL2646	3.35	1.73	2.01	—	1.36
1 1/2"	PL2648	3.74	1.73	2.09	—	1.42
1 9/16"	PL2650	3.74	1.73	2.2	—	1.48
1 5/8"	PL2652	3.74	1.73	2.28	—	1.54
1 11/16"	PL2654	3.74	1.73	2.5	—	1.61
1 3/4"	PL2656	3.74	1.73	2.56	—	1.67
1 13/16"	PL2658	3.74	1.73	2.64	—	1.69
1 7/8"	PL2660	3.74	1.73	2.68	—	1.75
1 15/16"	PL2662	3.74	1.73	2.76	—	1.77
2"	PL2664	3.74	2.13	2.8	—	1.81



Federal Spec. U.S. GGG-W-6660A

6 Point Standard Length Impact - Black Industrial Finish

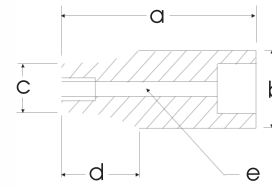
Hex Size	6 Point Part No.	Overall Length mm a	Drive End mm b	Hex End mm c	Taper Length mm d	Bolt Clearance mm e
17mm	MP3417H	50	38	28.5	22	15
18mm	MP3418H	52	38	29.5	24	16
19mm	MP3419H	52	38	30	24	17
20mm	MP3420H	52	38	31	24	18
21mm	MP3421H	52	38	32	24	19
22mm	MP3422H	52	38	34	24	20
23mm	MP3423H	52	38	35	24	21
24mm	MP3424H	52	38	36	24	22
25mm	MP3425H	52	38	38	24	23
26mm	MP3426H	52	38	38	—	24
27mm	MP3427H	52	40	40	—	25
28mm	MP3428H	52	42	42	—	26
29mm	MP3429H	52	42	42	—	27
30mm	MP3430H	52	44	44	—	28
31mm	MP3431H	52	44	44	—	29
32mm	MP3432H	52	44	48	—	30
33mm	MP3433H	56	44	49	—	30
34mm	MP3434H	56	44	50	—	30
35mm	MP3435H	56	44	51	—	30
36mm	MP3436H	56	44	53	—	32
38mm	MP3438H	56	44	55	—	32
40mm	MP3440H	58	44	57	—	36
41mm	MP3441H	58	44	59	—	37
42mm	MP3442H	58	44	61	—	38
43mm	MP3443H	63	44	63	—	39
46mm	MP3446H	63	44	67	—	42
50mm	MP3450H	72	54	71	—	45



3/4" DRIVE SOCKETS & ATTACHMENTS

6 Point Deep Length Impact - Black Industrial Finish

Hex Size	6 Point Part No.	Overall Length mm a	Drive End mm b	Hex End mm c	Taper Length mm d	Bolt Clearance mm e
19mm	MPD3419H	90	38	30	52	17
21mm	MPD3421H	90	38	32	52	19
22mm	MPD3422H	90	38	34	52	20
23mm	MPD3423H	90	38	35	52	21
24mm	MPD3424H	90	38	36	52	22
25mm	MPD3425H	90	38	38	—	23
26mm	MPD3426H	90	38	38	—	24
27mm	MPD3427H	90	40	40	—	25
30mm	MPD3430H	90	44	44	—	28
31mm	MPD3431H	90	44	44	—	29
32mm	MPD3432H	90	44	48	—	30
33mm	MPD3433H	90	44	49	—	30
34mm	MPD3434H	90	44	50	—	30
35mm	MPD3435H	90	44	51	—	30
36mm	MPD3436H	90	44	53	—	32
37mm	MPD3437H	90	44	53	—	32
38mm	MPD3438H	92	44	55	—	32
41mm	MPD3441H	92	44	59	—	37
43mm	MPD3443H	92	44	63	—	39
46mm	MPD3446H	92	44	67	—	42
50mm	MPD3450H	95	54	71	—	45



Lock Ring and Pin

Part No.	Description
PLR34	Locking Ring .140 x 1.687 O/D
PLP34	Locking Pin .185 x 1.45 long

Standard Length Hex Head Sockets Impact - Black Industrial Finish

Hex Size	Part No.	Overall Length in.	Replacement Bit Part No.	Replacement Bit Length, in.
9/16"	PB2618	4	PB2618-BIT	2
5/8"	PB2620	4	PB2620-BIT	2
3/4"	PB2624	4	PB2624-BIT	2
7/8"	PB2628	4	PB2628-BIT	2
1"	PB2632	4	PB2632-BIT	2



3/4" DRIVE SOCKETS & ATTACHMENTS



Standard Length Metric Hex Head Sockets Impact - Black Industrial Finish

Hex Size	Part No.	Overall Length mm	Replacement Bit Part No.	Replacement Bit Length, mm
14mm	PB2614M	100	PB2618-BIT	50
17mm	PB2617M	100	PB2620-BIT	50
19mm	PB2619M	100	PB2624-BIT	50
22mm	PB2622M	100	PB2628-BIT	50
24mm	PB2624M	100	PB2632-BIT	50



45110
10 Pieces 12 Point Standard SAE Socket Set

Contains: 15/16", 1", 1 1/16", 1 1/8", 1 1/4", 1 5/16", 1 3/8", 1 7/16", 1 1/2", 1 5/8"
 Includes 2 socket rails

3/4" DRIVE SOCKETS & ATTACHMENTS



45010
10 Pieces 6 Point Standard SAE Impact Socket Set

Contains: 15/16", 1", 1 1/16", 1 1/8", 1 1/4", 1 5/16", 1 3/8", 1 7/16", 1 1/2", 1 5/8"

Includes 2 socket rails



45260
10 Pieces 6 Point Deep SAE Impact Socket Set

Contains: 15/16", 1", 1 1/16", 1 1/8", 1 1/4", 1 5/16", 1 3/8", 1 7/16", 1 1/2", 1 5/8"

Includes 2 socket rails



45805
5 Pieces SAE Hex Head Socket Set Impact - Black Industrial Finish

Contains 9/16", 5/8", 3/4", 7/8", 1"

Includes socket rail



46805
5 Pieces Metric Hex Head Socket Set Impact - Black Industrial Finish

Contains: 14, 17, 19, 22, 24mm

Includes socket rail

3/4" DRIVE SOCKETS & ATTACHMENTS



HD25
26 Pieces 12 Point SAE Socket Set

Contains: 7/8", 15/16", 1", 1 1/16", 1 1/8", 1 3/16", 1 1/4", 1 5/16", 1 3/8", 1 7/16", 1 1/2", 1 5/8", 1 11/16", 1 3/4", 1 13/16", 1 7/8", 2", 2 3/16"
 Includes: Reversible Ratchet Head, Handle, Flex Handle, Sliding T-Head, 1 1/2" Extension, 8" Extension, 4" Extension, Metal Box # 9119



HD21
22 Pieces 12 Point SAE Socket Set

Contains: 7/8", 15/16", 1", 1 1/16", 1 1/8", 1 3/16", 1 1/4", 1 5/16", 1 3/8", 1 7/16", 1 1/2", 1 5/8", 1 3/4", 1 13/16", 1 7/8", 2"
 Includes: Reversible Ratchet Head, Handle, Sliding T-Head, 1 1/2" Extension, 8" Extension, Metal Box # 9119



HD15
15 Pieces 12 Point SAE Socket Set

Contains: 7/8", 1", 1 1/16", 1 1/8", 1 1/4", 1 3/8", 1 7/16", 1 1/2", 1 5/8", 1 3/4"
 Includes: Reversible Ratchet Head, Handle, Sliding T-Head, 8" Extension, Metal Box # 9101



HD12
12 Pieces 12 Point SAE Socket Set

Contains: 1", 1 1/16", 1 1/8", 1 1/4", 1 3/8", 1 7/16", 1 1/2", 1 5/8"
 Includes: Reversible Ratchet Head, Handle, 8" Extension, Sliding T-Head, Metal Box # 9101

MHD15
15 Pieces 12 Point Metric Socket Set

Contains: 24, 25, 26, 27, 28, 29, 30, 32, 35, 36mm
 Includes: Reversible Ratchet Head, Handle, Sliding T-Head, 8" Extension, Tool Box # 9101




1" DRIVE SOCKETS & ATTACHMENTS



Reversible Ratchet - Satin Chrome

Part No.	Description	Length
X101	Reversible Ratchet, 45 Tooth	24"

Federal Spec. U.S. GGG-W-641E ANSI Spec. B10710M



Flex Handle - Satin Chrome

Part No.	Description	Length
X106	Flex Handle	26"

Federal Spec. U.S. GGG-W-641E ANSI Spec. B10710M



Sliding T-bar - Satin Chrome

Part No.	Description	Length
X31-32	Sliding T-bar	22"

Federal Spec. U.S. GGG-W-641E ANSI Spec. B10710M



Extensions - Satin Chrome

Part No.	Description	Length
X8	Extension	8"
X9	Extension	17"

Federal Spec. U.S. GGG-W-641E ANSI Spec. B10710M



Extensions - Black Impact

Part No.	Description	Length
P5406	Extension	7"
P5410	Extension	10"
P5413	Extension	13"

1" DRIVE SOCKETS & ATTACHMENTS



Adapters - Chrome

Part No.	Female	Male	Length
4213*	1"	3/4"	25/8"
4211*	3/4"	1"	21/4"

Federal Spec. U.S. GGG-W-641E ANSI Spec. B107.10M



Universal Joint - Black Impact

Part No.	Female	Male	Length
P7-140A*	1"	1"	43/8"



Adapters - Black Impact

Part No.	Female	Male	Length
PA7-6*	1"	3/4"	27/8"
PA6-7	3/4"	1"	29/16"
PA7-8	1"	1 1/2"	3 1/4"
PA8-7*	1 1/2"	1"	3 1/4"



Budd Wheel Socket - Black Impact

Part No.	Description	Length
P5426S	13/16"	2 1/4"



4 Point Socket - Standard Length - Black Impact

Size	Part No.	Overall Length in.	Drive End in.	Hex End in.
13/16	7-426	2.25	2	1.65
7/8	7-428	2.25	2	1.75
1 1/16	7-434	2.37	2	2
1 1/8	7-436	2.37	2.15	2.25

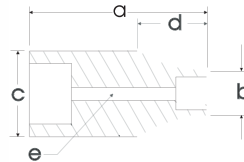
* Due to the nature of the product these items are not warranted.

1" DRIVE SOCKETS & ATTACHMENTS

12 Point Standard Length

Hex Size	12 Point Part No.	Overall Length in. a	Drive End in. b	Hex End in. c	Taper Length in. d	Bolt Clearance in. e
17/16"	X46	2.50	1.75	2.00	1.00	thru
1 1/2"	X48	2.56	1.75	2.12	1.00	thru
1 5/8"	X52	2.68	1.75	2.25	1.87	thru
1 11/16"	X54	2.75	1.93	2.37	1.87	thru
1 3/4"	X56	2.81	1.93	2.50	1.87	thru
1 13/16"	X58	2.93	1.93	2.56	1.87	thru
1 7/8"	X60	3.00	2.25	2.62	.87	thru
2"	X64	3.00	2.25	2.75	.93	thru
2 1/16"	X66	3.00	2.25	2.84	1.00	thru
2 1/8"	X68	3.00	2.25	2.93	1.12	thru
2 3/16"	X70	3.12	2.25	3.00	1.00	thru
2 1/4"	X72	3.18	2.25	3.12	1.00	thru
2 5/16"	X74	3.25	2.25	3.18	1.50	thru
2 3/8"	X76	3.31	2.25	3.25	1.12	thru
2 7/16"	X78	3.37	2.25	3.31	1.18	thru
2 1/2"	X80	3.50	2.25	3.37	1.25	thru
2 9/16"	X82	3.50	2.25	3.37	1.25	thru
2 5/8"	X84	3.50	2.25	3.50	1.25	thru
2 3/4"	X88	3.68	2.68	3.68	1.25	thru
2 15/16"	X94	3.87	2.68	3.93	1.37	thru
3"	X96	4.00	2.68	4.00	1.37	thru
3 1/8"	X100	4.00	2.68	4.18	1.37	thru
3 1/2"	X112	4.87	2.68	4.75	1.43	thru

Federal Spec. CDA 39-GP-12b U.S. GGG-W 641E ANSI Spec. B107.10M



12 Point Standard Length

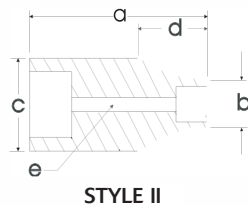
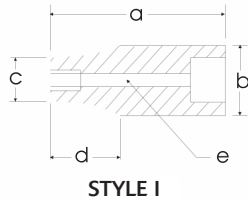
Hex Size	12 Point Part No.	Overall Length mm a	Drive End mm b	Hex End mm c	Taper Length mm d	Bolt Clearance mm e
46mm	MX46	75	49	65	30	thru
50mm	MX50	76	57	70	24	thru
54mm	MX54	76	57	75	29	thru
55mm	MX55	79	57	76	25	thru
60mm	MX60	84	57	83	29	thru
65mm	MX65	89	57	86	32	thru
70mm	MX70	94	68	94	32	thru
75mm	MX75	102	68	102	35	thru

Federal Spec. CDA 39-GP-12b U.S. GGG-W 641E.

Note: NOT FOR IMPACT USE. All items on this page are for hand use only.

1" DRIVE SOCKETS & ATTACHMENTS

6 Point Standard Length - Impact Black Industrial Finish



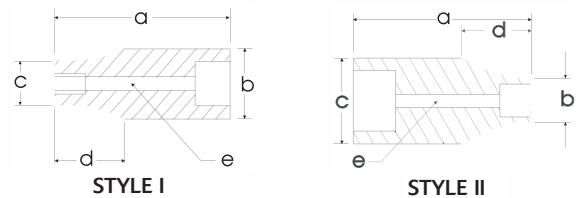
	Hex Size	6 Point Part No.	Overall Length in. a	Drive End in. b	Hex End in. c	Taper Length in. d	Bolt Clearance in. e
Style I	3/4"	7-624	2.28	2.01	1.42	0.91	0.53
	13/16"	7-626	2.28	2.01	1.50	0.91	0.59
	7/8"	7-628	2.28	2.01	1.54	0.91	0.59
	15/16"	7-630	2.28	2.01	1.57	0.91	0.66
	1"	7-632	2.28	2.01	1.65	0.91	0.66
	1 1/16"	7-634	2.28	2.01	1.73	0.91	0.69
	1 1/8"	7-636	2.28	2.01	1.81	0.91	0.78
	1 3/16"	7-638	2.36	2.01	1.89	0.98	0.80
	1 1/4"	7-640	2.36	2.01	2.01	—	0.81
	Style II	1 5/16"	7-642	2.44	2.05	2.09	—
1 3/8"		7-644	2.44	2.05	2.13	—	0.94
1 7/16"		7-646	2.44	2.05	2.20	—	1.00
1 1/2"		7-648	2.44	2.05	2.28	—	1.06
1 9/16"		7-650	2.44	2.05	2.36	—	1.06
1 5/8"		7-652	2.44	2.05	2.42	—	1.13
1 11/16"		7-654	2.52	2.05	2.56	—	1.19
1 3/4"		7-656	2.52	2.28	2.60	—	1.19
1 13/16"		7-658	2.52	2.28	2.68	—	1.25
1 7/8"		7-660	2.60	2.28	2.76	—	1.31
1 15/16"		7-662	2.68	2.28	2.83	—	1.37
2"		7-664	2.76	2.28	2.91	—	1.37
2 1/16"		7-666	2.76	2.28	2.95	—	1.44
2 1/8"		7-668	2.76	2.28	3.07	—	1.50
2 3/16"		7-670	2.83	2.44	3.15	—	1.50
2 1/4"		7-672	2.95	2.44	3.31	—	1.56
2 5/16"		7-674	2.95	2.44	3.39	—	1.56
2 3/8"		7-676	3.07	2.44	3.43	—	1.56
2 7/16"		7-678	3.07	2.44	3.50	—	1.69
2 1/2"		7-680	3.15	2.44	3.58	—	1.75
2 9/16"		7-682	3.15	2.44	3.66	—	1.75
2 5/8"		7-684	3.23	2.44	3.74	—	1.81
2 11/16"		7-686	3.23	2.44	3.82	—	1.87
2 3/4"		7-688	3.35	2.44	3.86	—	1.87
2 13/16"		7-690	3.43	2.44	3.94	—	1.94
2 7/8"		7-692	3.43	2.44	4.02	—	1.94
2 15/16"		7-694	3.74	3.39	4.09	—	1.94
3"		7-696	3.86	3.39	4.17	—	2.22
3 1/8"		7-6100	3.94	3.39	4.29	—	2.22
3 1/4"		7-6104	3.94	3.39	4.45	—	2.31
3 3/8"		7-6108	3.94	3.39	4.53	—	2.37
3 1/2"		7-6112	4.13	3.39	4.92	—	2.37
3 5/8"		7-6116	4.13	3.39	5.00	—	2.56
3 3/4"		7-6120	4.13	3.39	5.12	—	3.52
3 7/8"	7-6124	4.13	3.74	5.35	—	2.63	
4"	7-6128	4.13	3.74	5.51	—	2.85	
4 1/8"	7-6132	4.13	3.74	5.63	—	2.85	
4 1/4"	7-6136	4.13	3.74	5.75	—	2.85	
4 1/2"	7-6144	4.13	3.74	5.98	—	3.09	

Federal Spec. U.S. GGG-W-660 ANSI Spec. B1072-1975

1" DRIVE SOCKETS & ATTACHMENTS

6 Point Deep Length - Impact Black Industrial Finish

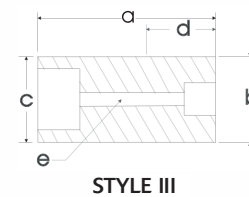
Hex Size	6 Point Part No.	Overall Length in. a	Drive End in. b	Hex End in. c	Taper Length in. d	Bolt Clearance in. e	
7/8"	17-628	2.33	2.01	1.54	0.85	0.79	Style I
15/16"	17-630	3.54	2.01	1.57	1.60	0.87	
1"	17-632	3.54	2.01	1.65	1.60	0.91	
1 1/16"	17-634	3.54	2.01	1.73	1.60	0.98	
1 1/8"	17-636	3.54	2.01	1.81	1.60	1.02	
1 3/16"	17-638	3.54	2.01	1.89	1.60	1.1	
1 1/4"	17-640	3.54	2.01	2.01	—	1.18	
1 5/16"	17-642	3.54	2.05	2.09	—	1.22	
1 3/8"	17-644	3.54	2.05	2.13	0.93	1.3	
1 7/16"	17-646	3.54	2.05	2.2	0.94	1.42	
1 1/2"	17-648	3.62	2.05	2.28	1.05	1.42	
1 9/16"	17-650	3.62	2.05	2.36	1.05	1.48	
1 5/8"	17-652	3.62	2.05	2.42	1.08	1.54	
1 11/16"	17-654	3.62	2.05	2.56	1.08	1.61	
1 3/4"	17-656	3.62	2.28	2.6	1.08	1.67	
1 13/16"	17-658	3.62	2.28	2.68	1.08	1.69	
1 7/8"	17-660	3.62	2.28	2.76	1.08	1.75	
1 15/16"	17-662	3.62	2.28	2.83	1.15	1.77	
2"	17-664	3.74	2.28	2.91	1.15	1.81	
2 1/16"	17-666	3.74	2.28	2.95	1.06	1.85	
2 1/8"	17-668	3.94	2.28	3.07	1.06	1.93	
2 3/16"	17-670	3.94	2.44	3.15	1.06	1.99	
2 1/4"	17-672	3.94	2.44	3.31	1.06	2.05	
2 5/16"	17-674	4.13	2.44	3.39	1.08	2.11	
2 3/8"	17-676	4.13	2.44	3.43	1.08	2.17	
2 7/16"	17-678	4.33	2.44	3.5	1.08	2.24	
2 1/2"	17-680	4.33	2.44	3.58	1.08	2.3	
2 9/16"	17-682	4.72	2.44	3.66	1.08	2.36	
2 5/8"	17-684	4.72	2.44	3.74	1.08	2.42	
2 3/4"	17-688	4.88	2.44	3.86	1.20	2.56	



Federal Spec. U.S. GGG-W-660A ANSI Spec. B1072-1975

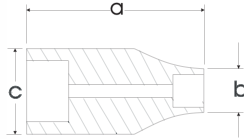
6 Point Standard Length - Impact Black Industrial Finish

Hex Size	6 Point Part No.	Overall Length mm a	Drive End mm b	Hex End mm c	Taper Length mm d	Bolt Clearance mm e	
19mm	XP19H	58	51	36	23	17	Style I
22mm	XP22H	58	51	39	23	20	
24mm	XP24H	58	51	40	23	22	
26mm	XP26H	58	51	42.5	23	24	
27mm	XP27H	58	51	44	23	25	
28mm	XP28H	58	51	45	23	26	
29mm	XP29H	60	51	46	25	27	
30mm	XP30H	60	51	48	25	28	
32mm	XP32H	60	51	51	—	30	
33mm	XP33H	62	53	53	—	30	
35mm	XP35H	62	53	54	—	30	
36mm	XP36H	62	53	56	—	32	
38mm	XP38H	62	53	58	—	32	
41mm	XP41H	62	53	61.5	—	37	
46mm	XP46H	64	54	68	—	42	
50mm	XP50H	70	54	73	—	45	
54mm	XP54H	70	54	78	—	50	
55mm	XP55H	72	54	79	—	50	
58mm	XP58H	75	54	84	—	53	
60mm	XP60H	78	54	87	—	55	
65mm	XP65H	80	54	93	—	60	
70mm	XP70H	85	54	98	—	65	
75mm	XP75H	98	86	104	—	70	
80mm	XP80H	100	86	109	—	75	



Federal Spec. U.S. GGG-W-660A ANSI Spec. B1072-1975

1" DRIVE SOCKETS & ATTACHMENTS



8 Point Standard Length Double Square Impact - Black Industrial Finish

Hex Size	8 Point Part No.	Overall Length in. a	Drive End in. b	Hex End in. c
1 5/8"	7-652S	2.99	2.28	3.07
1 11/16"	7-654S	3.07	2.44	3.31
1 3/4"	7-656S	3.07	2.44	3.31
1 13/16"	7-658S	3.15	2.44	3.39
1 7/8"	7-660S	3.35	2.44	3.46
2"	7-664S	3.35	2.44	3.62

Federal Spec. U.S. GGG-W-660 ANSI Spec. B1072-1975



Lock Ring and Pin

Part No.	Description	
PLR100	Locking Ring	.210 x 2.150" O/D
PLP100	Locking Pin	.185 x 1.90" long



XH16 15 Pieces 12 Point Standard SAE Socket Set

Contains: 1 7/16", 1 1/2", 1 5/8", 1 11/16", 1 13/16", 1 7/8", 2", 2 3/16", 2 1/4", 2 3/8", 2 1/2"
Includes: 8" Extension, Sliding "T" Handle, Reversible Ratchet, Metal Box # 9104



XH25 24 Pieces 12 Point Standard SAE Socket Set

Contains: 1 7/16", 1 1/2", 1 5/8", 1 11/16", 1 13/16", 1 7/8", 2", 2 3/16", 2 1/4", 2 5/16", 2 3/8", 2 7/16", 2 1/2", 2 9/16", 2 5/8", 2 3/4", 3"
Includes: 8" Extension, 17" Extension, Sliding "T" Handle, Reversible Ratchet, Flex Handle, Adapter 3/4" female 1" male, Metal Box # 9104

1 1/2" DRIVE SOCKETS & ATTACHMENTS



Impact Extensions - Black Finish

Part No.	Description	Square Female	Square Male	Length
P8-108	Impact Extension	1 1/2"	1 1/2"	8"



Universal Joint Impact - Black Finish

Part No.	Description	Square Female	Square Male	Length
P8-140A	Universal Joint	1 1/2"	1 1/2"	6"



Adapters Impact - Black Finish

Part No.	Description	Square Female	Square Male	Length
PA7-8	Adapter	1"	1 1/2"	3 1/4"
PA8-7	Adapter	1 1/2"	1"	3 1/4"

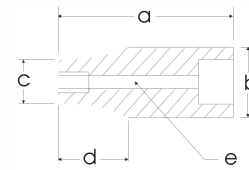
1 1/2" DRIVE SOCKETS & ATTACHMENTS

6 Point Standard Length - Impact Black Industrial Finish

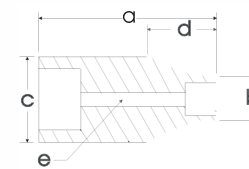
Hex Size	6 Point Part No.	Overall Length in. a	Drive End in. b	Hex End in. c	Taper Length in. d	Bolt Clearance in. e
1 5/16"	8-642	3.07	3.39	2.36	1.93	1.22
1 3/8"	8-644	3.07	3.39	2.44	1.75	1.3
1 7/16"	8-646	3.07	3.39	2.52	1.65	1.34
1 1/2"	8-648	3.07	3.39	2.6	1.52	1.42
1 9/16"	8-650	3.07	3.39	2.68	1.38	1.48
1 5/8"	8-652	3.15	3.39	2.76	1.24	1.54
1 11/16"	8-654	3.15	3.39	2.8	1.17	1.61
1 3/4"	8-656	3.31	3.39	2.95	0.9	1.67
1 13/16"	8-658	3.31	3.39	2.99	0.83	1.69
1 7/8"	8-660	3.31	3.39	3.07	0.69	1.75
1 15/16"	8-662	3.43	3.39	3.15	0.55	1.77
2"	8-664	3.43	3.39	3.23	0.42	1.81
2 1/16"	8-666	3.43	3.39	3.27	0.35	1.85
2 1/8"	8-668	3.54	3.39	3.39	—	2.13
2 3/16"	8-670	3.54	3.39	3.39	—	2.13
2 1/4"	8-672	3.62	3.39	3.39	—	2.13
2 5/16"	8-674	3.62	3.39	3.62	—	2.13
2 3/8"	8-676	3.62	3.39	3.66	—	2.17
2 7/16"	8-678	3.74	3.39	3.78	—	2.24
2 1/2"	8-680	3.74	3.39	3.82	—	2.3
2 9/16"	8-682	3.74	3.39	3.82	—	2.36
2 5/8"	8-684	3.94	3.39	4.06	—	2.42
2 11/16"	8-686	3.94	3.39	4.09	—	2.48
2 3/4"	8-688	3.94	3.39	4.13	—	2.56
2 13/16"	8-690	4.06	3.39	4.25	—	2.6
2 7/8"	8-692	4.06	3.39	4.25	—	2.68
2 15/16"	8-694	4.06	3.39	4.33	—	2.76
3"	8-696	4.06	3.39	4.33	—	2.8
3 1/16"	8-698	4.33	3.39	4.53	—	2.85
3 1/8"	8-6100	4.33	3.39	4.57	—	2.91
3 3/16"	8-6102	4.33	3.39	4.92	—	2.99
3 1/4"	8-6104	4.33	3.39	4.92	—	3.05
3 5/16"	8-6106	4.65	3.39	4.92	—	3.11
3 3/8"	8-6108	4.65	3.39	4.92	—	3.17
3 7/16"	8-6110	4.65	3.39	5.04	—	3.23
3 1/2"	8-6112	4.65	3.39	5.12	—	3.31
3 9/16"	8-6114	4.65	3.39	5.12	—	3.37
3 5/8"	8-6116	4.65	3.39	5.12	—	3.43
3 11/16"	8-6118	4.65	3.39	5.12	—	3.48
3 3/4"	8-6120	4.65	3.74	5.39	—	3.54
3 13/16"	8-6122	4.92	3.74	5.51	—	3.62
3 7/8"	8-6124	4.92	3.74	5.51	—	3.68
3 15/16"	8-6126	4.92	3.74	5.51	—	3.74
4"	8-6128	4.92	3.74	5.51	—	3.74
4 1/16"	8-6130	4.92	3.74	5.75	—	3.86
4 1/8"	8-6132	4.92	3.74	5.91	—	3.94
4 3/16"	8-6134	4.92	3.74	5.91	—	3.98
4 1/4"	8-6136	4.92	3.74	5.91	—	4.06
4 5/16"	8-6138	4.92	3.74	6.14	—	4.13
4 3/8"	8-6140	4.92	3.74	6.3	—	4.13
4 7/16"	8-6142	4.92	3.74	6.3	—	4.17
4 1/2"	8-6144	5.31	3.74	6.3	—	4.33
4 5/8"	8-6148	5.31	3.74	6.5	—	4.41
4 3/4"	8-6152	5.31	3.74	6.61	—	4.53
4 15/16"	8-6158	6.5	3.25	1.7	1.62	3.5

Style I

Style II



STYLE I



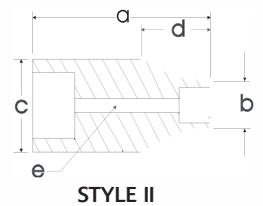
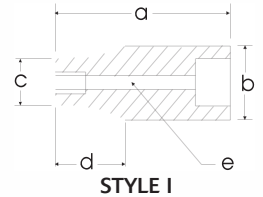
STYLE II

Federal Spec. U.S. GGG-W-660A ANSI Spec. B107.2

1 1/2" DRIVE SOCKETS & ATTACHMENTS

6 Point Deep Length - Impact Black Industrial Finish

	Hex Size	6 Point Part No.	Overall Length in. a	Drive End in. b	Hex End in. c	Taper Length in. d	Bolt Clearance in. e
Style I	15/16"	8-642L	4.50	3.25	2.37	1.25	1.09
	13/8"	8-644L	4.53	3.38	2.52	2.4	1.3
	17/16"	8-646L	4.53	3.38	2.64	2.4	1.38
	1 1/2"	8-648L	4.53	3.38	2.68	2.4	1.42
	15/8"	8-652L	4.53	3.38	2.83	2.4	1.54
	111/16"	8-654L	4.53	3.38	2.91	2.4	1.57
	13/4"	8-656L	4.53	3.38	2.95	2.4	1.65
	113/16"	8-658L	4.53	3.38	3.07	2.4	1.69
	17/8"	8-660L	4.53	3.38	3.15	2.4	1.73
	115/16"	8-662L	4.53	3.38	3.19	2.4	1.77
	2"	8-664L	5.31	3.38	3.27	3.19	1.77
Style II	21/16"	8-666L	5.51	3.38	3.31	3.39	1.85
	21/8"	8-668L	5.51	3.38	3.39	—	1.93
	23/16"	8-670L	5.51	3.38	3.46	—	2.01
	21/4"	8-672L	5.91	3.38	3.54	—	2.05
	25/16"	8-674L	5.91	3.38	3.62	—	2.13
	23/8"	8-676L	5.91	3.38	3.7	—	2.17
	27/16"	8-678L	5.91	3.38	3.78	—	2.24
	21/2"	8-680L	5.91	3.38	3.86	—	2.28
	29/16"	8-682L	5.91	3.38	3.94	—	2.36
	25/8"	8-684L	5.91	3.38	4.02	—	2.4
	211/16"	8-686L	5.91	3.38	4.09	—	2.48
	23/4"	8-688L	6.3	3.38	4.17	—	2.56
	213/16"	8-690L	6.3	3.38	4.25	—	2.6
	27/8"	8-692L	6.3	3.38	4.29	—	2.68
	215/16"	8-694L	6.69	3.38	4.49	—	2.76
	3"	8-696L	6.69	3.38	4.49	—	2.8
	31/16"	8-698L	6.69	3.38	4.57	—	2.87
	31/8"	8-6100L	6.69	3.38	4.65	—	2.93
	33/16"	8-6102L	6.69	3.38	4.92	—	3
	31/4"	8-6104L	6.69	3.38	4.92	—	3.05
	35/16"	8-6106L	6.69	3.38	4.92	—	3.11
	33/8"	8-6108L	6.69	3.38	4.92	—	3.17
	37/16"	8-6110L	6.69	3.38	5.04	—	3.23
	31/2"	8-6112L	6.69	3.38	5.12	—	3.31
	39/16"	8-6114L	6.69	3.38	5.12	—	3.37
	35/8"	8-6116L	6.69	3.38	5.12	—	3.43
	311/16"	8-6118L	6.69	3.38	5.12	—	3.48
	33/4"	8-6120L	7.09	3.74	5.39	—	3.54
	313/16"	8-6122L	7.09	3.74	5.51	—	3.62
	37/8"	8-6124L	7.09	3.74	5.51	—	3.68
	315/16"	8-6126L	7.48	3.74	5.51	—	3.74
	4"	8-6128L	7.48	3.74	5.51	—	3.74
	41/16"	8-6130L	7.48	3.74	5.75	—	3.86
	43/16"	8-6134L	7.48	3.74	5.91	—	3.98
41/4"	8-6136L	7.48	3.74	5.91	—	4.06	
45/16"	8-6138L	7.87	3.74	6.14	—	4.13	
43/8"	8-6140L	7.87	3.74	6.3	—	4.13	
41/2"	8-6144L	8.27	3.74	6.3	—	4.33	
45/8"	8-6148L	8.27	3.74	6.5	—	4.41	
43/4"	8-6152L	8.27	3.74	6.61	—	4.53	



Lock Ring and Pin

Part No.	Description	
PLR150	Locking Ring	.210 x 3.3" O/D
PLP150	Locking Pin	.250 x 2.90" long

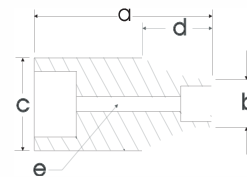
Federal Spec. U.S. GGG-W-660A ANSI Spec. B107.2

2 1/2" DRIVE SOCKETS & ATTACHMENTS

6 Point Standard Length - Impact Black Industrial Finish

Hex Size	6 Point Part No.	Overall Length in. a	Drive End in. b	Hex End in. c	Taper Length in. d	Bolt Clearance in. e
1 3/4"	9-656	4.50	5.00	3.12	1.81	1.37
1 7/8"	9-660	4.50	5.00	3.31	1.81	1.50
2"	9-664	4.75	5.00	3.46	1.81	1.50
2 1/8"	9-668	4.75	5.00	3.59	1.81	1.62
2 1/4"	9-672	4.75	5.00	3.75	1.81	1.75
2 3/8"	9-676	5.00	5.00	3.93	1.81	1.75
2 5/8"	9-684	5.00	5.00	4.25	1.81	1.87
2 3/4"	9-688	5.00	5.00	4.43	1.81	2.00
2 15/16"	9-694	5.00	5.00	4.62	1.81	2.12
3"	9-696	5.25	5.00	4.75	1.81	2.25
3 1/8"	9-6100	5.25	5.00	4.96	1.81	2.25
3 1/4"	9-6104	5.25	5.00	5.06	1.81	2.37
3 3/8"	9-6108	5.25	5.00	5.18	1.81	2.37
3 7/16"	9-6110	5.50	5.00	5.25	1.81	2.50
3 1/2"	9-6112	5.50	5.00	5.37	1.81	2.50
3 5/8"	9-6116	5.75	5.00	5.50	1.81	2.62
3 3/4"	9-6120	5.75	5.00	5.68	1.81	2.75
3 7/8"	9-6124	6.00	5.00	5.68	1.81	2.75
4"	9-6128	6.00	5.00	6.00	1.81	3.00
4 1/8"	9-6132	6.25	5.00	6.12	1.81	3.00
4 1/4"	9-6136	6.50	5.00	6.25	1.81	3.00
4 3/8"	9-6140	6.75	5.00	6.50	1.81	3.25
4 1/2"	9-6144	7.00	5.00	6.62	1.81	3.25
4 5/8"	9-6148	7.00	5.00	6.75	1.81	3.25
4 3/4"	9-6152	7.25	5.00	6.90	1.81	3.50
4 7/8"	9-6156	7.50	5.00	7.00	1.81	3.50
5"	9-6160	7.75	5.00	7.25	1.81	3.50
5 1/8"	9-6164	7.75	5.00	7.43	1.81	3.75
5 1/4"	9-6168	7.75	5.00	7.56	1.81	3.75
5 1/2"	9-6176	8.00	5.00	8.00	1.81	4.00
5 5/8"	9-6180	8.00	5.00	8.25	1.81	4.00
5 3/4"	9-6184	8.00	5.00	8.50	1.81	4.00
6 1/2"	9-6208	8.50	5.00	9.50	1.81	4.50
6 7/8"	9-6220	8.50	5.00	10.00	1.81	4.75
7 1/4"	9-6232	9.00	5.00	10.50	1.81	5.00
7 5/8"	9-6244	9.00	5.00	11.50	1.81	5.25
8"	9-6256	9.25	5.00	11.50	1.81	5.50

Style II



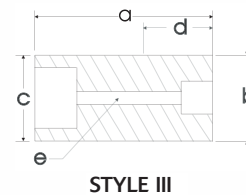
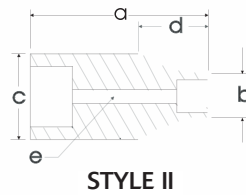
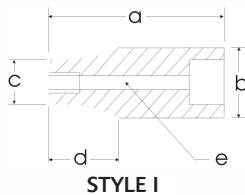
STYLE II

Federal Spec. U.S. GGG-W-660A ANSI Spec. B107.2

2 1/2" DRIVE SOCKETS & ATTACHMENTS

6 Point - Deep Length - Impact Black Industrial Finish

Hex Size	6 Point Part No.	Overall Length in. a	Drive End in. b	Hex End in. c	Taper Length in. d	Bolt Clearance in. e
37/16"	9-6110L	7.75	5.00	5.25	.81	2.50
3 1/2"	9-6112L	7.75	5.00	5.37	.81	2.50
3 5/8"	9-6116L	8.00	5.00	5.50	.81	2.62
3 3/4"	9-6120L	8.00	5.00	5.68	.81	2.75
3 7/8"	9-6124L	8.25	5.00	5.90	.81	2.75
4"	9-6128L	8.25	5.00	6.00	.81	3.00
4 1/8"	9-6132L	8.50	5.00	6.12	.81	3.00
4 1/4"	9-6136L	8.75	5.00	6.25	.81	3.00
4 3/8"	9-6140L	8.75	5.00	6.50	.81	3.25
4 1/2"	9-6144L	9.00	5.00	6.62	.81	3.25
4 5/8"	9-6148L	9.00	5.00	6.75	.81	3.25
4 3/4"	9-6152L	9.25	5.00	6.87	.81	3.50
4 7/8"	9-6156L	9.50	5.00	7.00	.81	3.50
5"	9-6160L	9.75	5.00	7.25	.81	3.50



5 Spline Drive Standard Length Impact - Black Industrial Finish



Hex Size	6 Point Part No.	Overall Length in. a	Drive End in. b	Hex End in. c	Taper Length in. d	Bolt Clearance in. e	
1 1/8"	9-036	3.15	2.17	1.89	1.38	1.06	I
1 1/4"	9-040	3.15	2.17	2.17	—	1.18	II
1 5/16"	9-042	3.15	2.17	2.17	—	1.26	II
1 7/16"	9-046	3.15	2.17	2.36	0.94	1.34	Style III
1 1/2"	9-048	3.15	2.17	2.36	0.94	1.42	
1 5/8"	9-052	3.15	2.17	2.64	1.04	1.54	
1 11/16"	9-054	3.15	2.17	2.64	1.04	1.54	
1 13/16"	9-058	3.86	2.56	2.87	1.18	1.73	
1 7/8"	9-060	3.86	2.56	2.87	1.18	1.77	
2"	9-064	3.86	2.56	3.11	1.18	1.81	
2 1/8"	9-068	3.86	2.56	3.11	1.18	1.93	
2 3/16"	9-070	3.86	2.56	3.27	1.18	1.99	
2 1/4"	9-072	4.17	2.56	3.39	1.18	2.05	
2 5/16"	9-074	4.17	2.56	3.39	1.18	2.11	
2 3/8"	9-076	4.17	2.56	3.39	1.18	2.17	
2 9/16"	9-082	4.61	3.39	3.90	1.18	2.36	
2 3/4"	9-088	4.61	3.39	3.90	1.18	2.56	

WRENCHES



The highest standard. Yours.



GRAY TOOLS



Plating Line Operator Allan Chen at Brampton facility

FEATURES & BENEFITS

- Professional industrial grade quality.
- Three finishes to suit your needs: polished mirror chrome, satin chrome and black oxide.
- One of the largest hex size selection available anywhere in North America from 1/4" to 4".
- Utilize only the highest quality stainless and alloy steels.
- Round shank designs deliver easier gripping and superior pulling power.
- Product range includes unique wrenches such as strike-free and striking face for heavy-duty industries such as mining, oil and gas.

Combination Wrenches	152
Open End Wrenches	164
Flare Nut Wrenches	167
Box End Wrenches	168
Ratcheting Box Wrenches	169
Geared Wrenches	171
Crowfoot Wrenches	175
Adjustable Wrenches	178
Structural Wrenches	179
Pipe & Tube Wrenches	179
Spanner Wrenches	181
Striking-Face Wrenches.	182
Strike-Free Wrenches.	184
Torque Wrenches.	186

WRENCHES


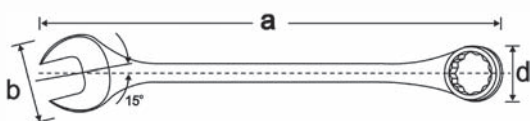


6 & 12 Point SAE Combination Wrenches - 15° Offset

Hex Size	12 Point Mirror Chrome Part No.	6 Point Mirror Chrome Part No.	12 Point Satin Chrome Part No.	12 Point Black Oxide Part No.	Overall Length in. a	Head Width in. b	Head Thickness in. c	Box End Width in. d	Box End Thickness in. e	Weight lbs.
1/4"	—	3208	157B*	—	5.00	.60	.17	.42	.23	.06
5/16"	3110	3210	158B	3110B	5.50	.70	.18	.54	.25	.06
11/32"	3111	3211	159B	—	5.50	.70	.19	.54	.28	.06
3/8"	3112	3212	160B	3112B	6.00	.79	.20	.59	.30	.08
7/16"	3114	3214	161B	3114B	6.50	.92	.23	.69	.33	.12
1/2"	3116	3216	162B	3116B	7.00	1.09	.25	.76	.36	.16
9/16"	3118	3218	163B	3118B	7.50	1.20	.28	.84	.35	.21
5/8"	3120	3220	164B	3120B	8.06	1.32	.29	.93	.41	.25
11/16"	3122	3222	165B	3122B	8.87	1.45	.31	1.03	.42	.33
3/4"	3124	3224	166B	3124B	9.75	1.57	.33	1.09	.45	.41
13/16"	3126	3226	166SB	3126B	10.62	1.68	.35	1.19	.46	.56
7/8"	3128	3228	167B	3128B	11.50	1.79	.38	1.31	.48	.67
15/16"	3130	3230	168B	3130B	12.37	1.90	.41	1.39	.51	.75
1"	3132	—	169B	3132B	13.25	2.01	.44	1.50	.55	.92
1 1/16"	3134	—	170B	3134B	14.12	2.14	.47	1.61	.58	1.14
1 1/8"	3136	—	171B	3136B	15.37	2.26	.50	1.69	.61	1.23
1 3/16"	3138	—	—	3138B	15.12	2.26	.50	1.86	.61	1.60
1 1/4"	3140	—	172B	3140B	16.75	2.51	.48	1.86	.70	1.70
1 5/16"	3142	—	3142	3142B	17.63	2.64	.52	1.96	.73	2.03
1 3/8"	—	—	3144	3144B	18.50	2.77	.53	2.02	.77	2.49
1 7/16"	—	—	3146	3146B	19.38	2.89	.55	2.13	.78	3.04
1 1/2"	—	—	3148	3148B	20.25	3.02	.56	2.17	.80	3.57

Federal Spec. CDA 39-G-11b Type 2. U.S. GGG-W-636E Type 3. ANSI B107.6 AS954

* Available in 6 point only.


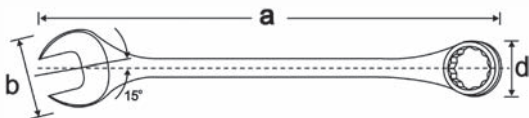




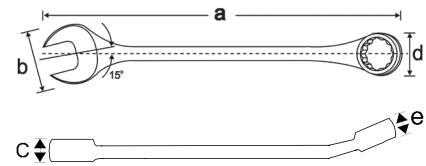
12 Point SAE Round Shank Large Combination Wrenches - 10° Offset

Hex Size	12 Point Satin Chrome Part No.	12 Point Black Oxide Part No.	Overall Length in. a	Head Width in. b	Head Depth in. c	Box End Dia. in. d	Box End Depth in. e	Weight lbs.
1 9/16"	3150	3150B	24.00	3.62	.81	2.50	1.06	6.0
1 5/8"	3152	3152B	24.00	3.62	.81	2.50	1.06	6.0
1 11/16"	3154	3154B	24.00	3.62	.81	2.50	1.06	6.0
1 3/4"	3156	3156B	24.00	3.62	.81	2.50	1.06	6.0
1 13/16"	3158	3158B	28.00	4.00	.87	2.93	1.18	8.0
1 7/8"	3160	3160B	28.00	4.00	.87	2.93	1.18	8.0
1 15/16"	3162	3162B	28.00	4.00	.87	2.93	1.18	8.0
2"	3164	3164B	28.00	4.00	.87	2.93	1.18	8.0
2 1/16"	3166	3166B	30.00	4.50	1.00	3.25	1.56	13.0
2 1/8"	3168	3168B	30.00	4.50	1.00	3.25	1.56	13.0
2 3/16"	3170	3170B	30.00	4.50	1.00	3.25	1.56	13.0
2 1/4"	3172	3172B	30.00	4.50	1.00	3.25	1.56	13.0
2 5/16"	3174	3174B	30.50	4.50	1.00	3.50	1.56	13.0
2 3/8"	3176	3176B	30.50	4.50	1.00	3.50	1.56	13.0
2 7/16"	3178	3178B	30.50	4.50	1.00	3.50	1.56	13.0
2 1/2"	3180	3180B	30.50	4.50	1.00	3.50	1.56	13.0
2 9/16"	3182	3182B	31.00	5.50	1.12	4.25	1.68	18.0
2 5/8"	3184	3184B	31.50	5.50	1.12	4.25	1.68	18.0
2 11/16"	3186	3186B	32.00	5.50	1.12	4.25	1.68	18.0
2 3/4"	3188	3188B	32.50	5.50	1.12	4.25	1.68	18.0
2 13/16"	3190	3190B	33.00	5.50	1.12	4.25	1.68	18.0
2 7/8"	3192	3192B	33.50	5.50	1.18	4.75	1.68	18.4
2 15/16"	3194	3194B	34.00	5.50	1.18	4.75	1.68	18.4
3"	3196	3196B	34.50	5.50	1.18	4.75	1.68	18.4
3 1/16"	3198	3198B	35.00	5.50	1.18	4.75	1.68	18.4
3 1/8"	3200	3200B	35.50	5.50	1.18	4.75	1.68	18.4
3 1/4"	3304	—	36.00	7.00	1.50	5.62	2.25	22.0
3 3/8"	3308	—	36.50	7.00	1.50	5.62	2.25	22.0
3 1/2"	3312	—	37.00	7.00	1.50	5.87	2.25	22.0
3 5/8"	3316	—	37.50	7.00	1.50	5.87	2.25	22.0
3 3/4"	3320	—	38.00	7.00	1.50	6.12	2.25	22.0
3 7/8"	3324	—	38.50	7.00	1.50	6.12	2.25	22.0
4"	3328	—	39.00	7.00	1.50	6.12	2.25	22.0

Federal Spec. CDA 39-G-11b Type 2. U.S. GGG-W-636E Type 3. ANSI B107.6 AS954



WRENCHES



6 & 12 Point Metric Combination Wrenches - 15° Offset

Hex Size	12 Point Mirror Chrome Part No.	6 Point Mirror Chrome Part No.	12 Point Satin Chrome Part No.	12 Point Black Oxide Part No.	Overall Length mm a	Head Width mm b	Head Thickness mm c	Box End Width mm d	Box End Thickness mm e	Weight lbs.
6mm	—	MC606	MEB6*	MC6B*	127	15	4.5	10.6	6.0	.05
7mm	—	MC607	MEB7*	MC7B*	127	15	4.5	10.6	6.0	.05
8mm	MC8	MC608	MEB8	MC8B	140	18	4.7	13.8	6.8	.07
9mm	MC9	MC609	MEB9	MC9B	152	21	5.4	15.0	7.8	.08
10mm	MC10	MC610	MEB10	MC10B	165	24	6.1	17.2	8.2	.11
11mm	MC11	MC611	MEB11	MC11B	165	24	6.1	17.2	8.2	.13
12mm	MC12	MC612	MEB12	MC12B	178	28	6.5	19.6	8.6	.13
13mm	MC13	MC613	MEB13	MC13B	178	28	6.5	19.6	8.6	.16
14mm	MC14	MC614	MEB14	MC14B	191	31	6.8	22.0	9.0	.22
15mm	MC15	MC615	MEB15	MC15B	191	31	6.8	22.0	9.0	.24
16mm	MC16	MC616	MEB16	MC16B	205	34	7.4	24.2	10.2	.25
17mm	MC17	MC617	MEB17	MC17B	225	37	7.4	26.1	10.9	.34
18mm	MC18	MC618	MEB18	MC18B	225	37	7.9	26.1	10.9	.36
19mm	MC19	—	MEB19	MC19B	248	40	8.4	27.9	11.7	.41
20mm	MC20	—	MEB20	MC20B	270	43	8.4	30.4	12.4	.53
21mm	MC21	—	MEB21	MC21B	270	43	8.9	30.4	12.4	.55
22mm	MC22	—	MEB22	MC22B	292	46	9.4	33.2	12.4	.63
23mm	MC23	—	MEB23	MC23B	292	46	9.4	33.2	12.4	.67
24mm	MC24	—	MEB24	MC24B	314	49	9.9	35.3	14.0	.74
25mm	MC25	—	MEB25	—	314	49	9.9	35.3	14.0	.74
26mm	MC26	—	MEB26	MC26B	337	51	10.4	38.1	14.7	.88
27mm	MC27	—	MEB27	MC27B	359	54	11.0	41.0	15.5	1.06
28mm	MC28	—	MEB28	MC28B	391	57	11.4	42.9	16.3	1.38
29mm	MC29	—	MEB29	MC29B	391	57	11.4	42.9	16.3	1.38
30mm	MC30	—	MEB30	MC30B	391	57	11.4	42.9	16.3	1.38
32mm	MC32	—	MEB32	MC32B	425	64	12.0	47.3	17.1	1.51
35mm	—	—	MC35	MC35B	420	66	13	48	15	3.8
36mm	—	—	MC36	MC36B	420	66	13	48	15	3.8
38mm	—	—	MC38	MC38B	420	66	13	48	15	3.8

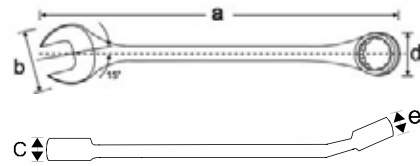
Federal Spec. CDA 39-G-11m Type 2. ANSI B1079
 * Available in 6 point only.



12 Point Metric Round Shank Combination Wrenches - 10° Offset

Hex Size	12 Point Satin Chrome Part No.	12 Point Black Oxide Part No.	Overall Length mm a	Head Width mm b	Head Thickness mm c	Box End Width mm d	Box End Thickness mm e	Weight lbs.
41mm	MC41	MC41B	610	92	21	64	27	5.8
43mm	MC43	MC43B	610	92	21	64	27	5.8
46mm	MC46	MC46B	711	102	22	75	32	7.6
50mm	MC50	MC50B	711	102	22	75	32	7.6
51mm	MC51	MC51B	715	102	22	75	32	7.6
54mm	MC54	MC54B	775	114	25	83	40	12.8
55mm	MC55	MC55B	775	114	25	83	40	12.8
57mm	MC57	MC57B	775	114	25	83	40	12.8
60mm	MC60	MC60B	775	114	25	89	40	12.8
64mm	MC64	MC64B	775	140	25	89	40	12.8
65mm	MC65	MC65B	787	140	29	114	43	17.8
70mm	MC70	MC70B	826	140	29	114	43	17.8
73mm	MC73	MC73B	851	140	29	116	43	18.0
75mm	MC75	MC75B	964	140	29	118	43	18.4
80mm	MC80	MC80B	902	140	29	118	43	18.4

Federal Spec. CDA 39-G-11m Type 2. ANSI B1079



12 Point SAE Stubby Combination Wrenches - 15° Offset

Hex Size	12 Point Mirror Chrome Part No.	Overall Length in. a	Head Width in. b	Head Thickness in. c	Box End Width in. d	Box End Thickness in. e	Weight lbs.
1/4"	63208*	3.00	.63	.14	.39	.17	.02
5/16"	63210	3.25	.63	.17	.47	.20	.04
3/8"	63212	4.18	.71	.18	.61	.23	.05
7/16"	63214	5.00	.87	.20	.63	.25	.09
1/2"	63216	5.25	.98	.22	.72	.28	.11
9/16"	63218	5.75	1.12	.25	.78	.31	.16
5/8"	63220	6.12	1.22	.26	.86	.33	.18
11/16"	63222	6.50	1.31	.28	.94	.34	.23
3/4"	63224	6.75	1.40	.30	1.06	.38	.25

U.S. Federal Spec. GGG-W-636E. ANSI Spec. B107.6.

* Available in 6 point only.

12 Point Metric Stubby Combination Wrenches - 15° Offset

Hex Size	12 Point Mirror Chrome Part No.	Overall Length mm a	Head Width mm b	Head Thickness mm c	Box End Width mm d	Box End Thickness mm e	Weight lbs.
6mm	64206*	76	14	3.70	10.00	4.30	.02
7mm	64207*	76	14	3.70	10.00	4.30	.02
8mm	64208	83	16	4.20	11.90	5.10	.02
9mm	64209	106	19	4.50	13.60	5.80	.05
10mm	64210	127	22	5.10	15.60	6.40	.09
11mm	64211	127	22	5.10	15.60	6.40	.09
12mm	64212	133	25	5.60	18.00	7.10	.11
13mm	64213	133	25	5.60	18.00	7.10	.11
14mm	64214	146	28	6.10	19.90	7.70	.16
15mm	64215	146	28	6.10	19.90	7.70	.16
16mm	64216	155	32	6.60	22.30	8.30	.18
17mm	64217	165	34	6.90	24.30	8.70	.23
18mm	64218	165	34	6.90	24.30	8.70	.23
19mm	64219	171	36	7.30	25.80	9.40	.25

U.S. Federal Spec. GGG-W-636E. ANSI Spec. B107.9M.

* Available in 6 point only.

WRENCHES



TU14S
14 Pieces 12 Point SAE Mirror Chrome Wrench Set

Contains: 3/8", 7/16", 1/2", 9/16", 5/8", 11/16", 3/4", 13/16", 7/8", 15/16", 1", 1 1/16", 1 1/8", 1 1/4"

Includes organizer



TU11
11 Pieces 12 Point SAE Mirror Chrome Wrench Set

Contains: 3/8", 7/16", 1/2", 9/16", 5/8", 11/16", 3/4", 13/16", 7/8", 15/16", 1"

Includes organizer



TU9
9 Pieces 12 Point SAE Mirror Chrome Wrench Set

Contains: 3/8", 7/16", 1/2", 9/16", 5/8", 11/16", 3/4", 7/8", 1"

Includes organizer



TU7
7 Pieces 12 Point SAE Mirror Chrome Wrench Set

Contains: 7/16", 1/2", 9/16", 5/8", 11/16", 3/4", 7/8"

Includes organizer



TU4
4 Pieces 12 Point SAE Mirror Chrome Wrench Set

Contains: 1/4", 5/16", 11/32", 3/8"

Carded



TU19
19 Pieces 12 Point SAE Mirror Chrome & Satin Finish Set

Contains: 3/8", 7/16", 1/2", 9/16", 5/8", 11/16", 3/4", 13/16", 7/8", 15/16", 1", 1 1/16", 1 1/8", 1 1/4", 1 5/16", 1 3/8", 1 7/16", 1 1/2", 1 5/8"

Includes roll



174LR
14 Pieces 12 Point SAE Satin Chrome Combination Wrench Set

Contains: 3/8", 7/16", 1/2", 9/16", 5/8", 11/16", 3/4", 13/16", 7/8", 15/16", 1", 1 1/16", 1 1/8", 1 1/4"

Includes organizer



175LR
11 Pieces 12 Point SAE Satin Chrome Combination Wrench Set

Contains: 3/8", 7/16", 1/2", 9/16", 5/8", 11/16", 3/4", 13/16", 7/8", 15/16", 1"

Includes organizer

WRENCHES



TU14SB
14 Pieces 12 Point SAE Black Combination Wrench Set

Contains: 3/8", 7/16", 1/2", 9/16", 5/8", 11/16", 3/4", 13/16", 7/8", 15/16", 1", 1 1/16", 1 1/8", 1 1/4"

Includes organizer



TU11B
11 Pieces 12 Point SAE Black Combination Wrench Set

Contains: 3/8", 7/16", 1/2", 9/16", 5/8", 11/16", 3/4", 13/16", 7/8", 15/16", 1"

Includes organizer



TU9B
9 Pieces 12 Point SAE Black Combination Wrench Set

Contains: 3/8", 7/16", 1/2", 9/16", 5/8", 11/16", 3/4", 7/8", 1"

Includes organizer



TU7B
7 Pieces 12 Point SAE Black Combination Wrench Set

Contains: 7/16", 1/2", 9/16", 5/8", 11/16", 3/4", 7/8"

Includes organizer



TU12SH
12 Pieces 6 Point SAE Mirror Chrome Combination Wrench Set

Contains: 1/4", 5/16", 3/8", 7/16", 1/2", 9/16", 5/8", 11/16", 3/4", 13/16", 7/8", 15/16"
Includes organizer



TU9SH
9 Pieces 6 Point SAE Mirror Chrome Combination Wrench Set

Contains: 1/4", 5/16", 3/8", 7/16", 1/2", 9/16", 5/8", 11/16", 3/4"
Includes organizer



TU7SH
7 Pieces 6 Point SAE Mirror Chrome Combination Wrench Set

Contains: 3/8", 7/16", 1/2", 9/16", 5/8", 11/16", 3/4"
Includes organizer

WRENCHES



MC215
15 Pieces 12 Point Metric Mirror Chrome Wrench Set

Contains: 10, 11, 12, 13, 14, 15, 16, 17, 18, 19, 20, 21, 22, 23, 24mm
Includes organizer



MC214
14 Pieces 12 Point Metric Mirror Chrome Wrench Set

Contains: 7, 8, 10, 12, 14, 16, 17, 20, 22, 24, 26, 28, 30, 32mm
Includes organizer



MC211
11 Pieces 12 Point Metric Mirror Chrome Wrench Set

Contains: 9, 10, 11, 12, 13, 14, 15, 16, 17, 18, 19mm
Includes organizer



MC212
11 Pieces 12 Point Metric Mirror Chrome Wrench Set

Contains: 9, 10, 11, 12, 13, 14, 15, 17, 19, 20, 22mm
Includes organizer



MC210
10 Pieces 12 Point Metric Mirror Chrome Wrench Set

Contains: 6, 7, 8, 9, 10, 11, 12, 13, 14, 15mm
Includes organizer



MC209
9 Pieces 12 Point Metric Mirror Chrome Wrench Set

Contains: 10, 11, 12, 13, 14, 15, 17, 19, 22mm
Includes organizer



MC111
11 Pieces 6 Point Metric Mirror Chrome Wrench Set

Contains: 8, 9, 10, 11, 12, 13, 14, 15, 16, 17, 18mm
Includes organizer



MC219
19 Pieces 12 Point Metric Mirror Chrome & Satin Finish Wrench Set


Contains: 9, 10, 12, 13, 16, 18, 19, 21, 22, 23, 24, 25, 26, 27, 28, 29, 30, 32, 36mm
Includes roll

WRENCHES



M214R
14 Pieces 12 Point Metric Satin Chrome
Combination Wrench Set

Contains: 6, 7, 8, 9, 10, 11, 12, 13, 14, 15, 17, 19, 21, 22mm
Includes organizer



M215R
15 Pieces 12 Point Metric Satin Chrome
Combination Wrench Set

Contains: 10, 11, 12, 13, 14, 15, 16, 17, 18, 19, 20, 21, 22, 23, 24mm
Includes organizer



MC214B
14 Pieces 12 Point Metric Black Combination Wrench Set

Contains: 10, 11, 12, 13, 14, 15, 16, 17, 18, 19, 20, 21, 22, 24mm
Includes organizer



MC212B
11 Pieces 12 Point Metric Black
Combination Wrench Set

Contains: 10, 11, 12, 13, 14, 15, 16, 17, 19, 20, 22mm
Includes organizer



MC209B
9 Pieces 12 Point Metric Black
Combination Wrench Set

Contains: 10, 11, 12, 13, 14, 15, 17, 19, 22mm
Includes organizer



MC692
9 Pieces 6 Point Metric Mirror Chrome Wrench Set

Contains: 6, 8, 9, 10, 11, 12, 13, 15, 17mm
Includes organizer



MC691
7 Pieces 6 Point Metric Mirror Chrome Wrench Set

Contains: 9, 10, 11, 12, 13, 15, 17mm
Includes organizer



63809
9 Pieces 12 Point SAE Stubby Mirror Chrome Wrench Set

Contains: 1/4", 5/16", 3/8", 7/16", 1/2", 9/16", 5/8", 11/16", 3/4"
Includes organizer



64814
14 Pieces 12 Point Metric Stubby Mirror Chrome Wrench Set

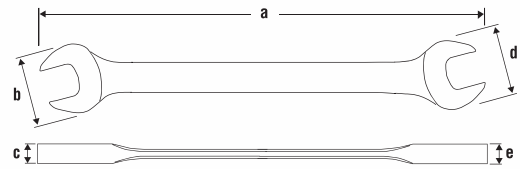
Contains: 6, 7, 8, 9, 10, 11, 12, 13, 14, 15, 16, 17, 18, 19mm
Includes organizer



64811
11 Pieces 12 Point Metric Stubby Mirror Chrome Wrench Set

Contains: 9, 10, 11, 12, 13, 14, 15, 16, 17, 18, 19mm
Includes organizer

WRENCHES



SAE Open End Wrenches - 15° Head Angle

Opening Size	Mirror Chrome Part No.	Overall Length in. a	Small Opening Head Width in. b	Small Opening Head Thickness in. c	Large Opening Head Width in. d	Large Opening Head Thickness in. e	Weight lbs.
3/16 x 1/4"	E68	3.87	.50	.17	.45	.17	.03
1/4 x 5/16"	E810	4.50	.72	.18	.60	.18	.04
5/16 x 3/8"	E1012	5.12	.81	.18	.70	.18	.06
3/8 x 7/16"	E1214	5.75	.92	.23	.79	.23	.10
7/16 x 1/2"	E1416	6.37	1.03	.23	.89	.23	.14
1/2 x 9/16"	E1618	7.00	1.18	.25	1.03	.25	.19
9/16 x 5/8"	E1820	7.62	1.28	.26	1.15	.26	.24
19/32 x 11/16"	E1922	8.25	1.40	.29	1.28	.29	.30
5/8 x 11/16"	E2022	8.25	1.40	.29	1.28	.29	.30
5/8 x 3/4"	E2024	8.25	1.50	.31	1.23	.31	.36
11/16 x 3/4"	E2224	8.37	1.57	.31	1.40	.31	.38
3/4 x 7/8"	E2428	9.50	1.78	.32	1.57	.32	.50
13/16 x 7/8"	E2628	10.12	1.78	.34	1.65	.34	.54
15/16 x 1"	E3032	11.37	2.03	.39	1.90	.39	.80
1 1/16 x 1 1/4"	E3440	13.56	2.50	.45	2.14	.45	1.40

Metric Open End Wrenches - 15° Head Angle

Opening Size	Mirror Chrome Part No.	Overall Length mm a	Small Opening Head Width mm b	Small Opening Head Thickness mm c	Large Opening Head Width mm d	Large Opening Head Thickness mm e	Weight lbs.
6 x 7mm	ME67	114	18	4.8	15.3	4.8	.03
8 x 9mm	ME89	130	20	4.9	17.8	4.9	.06
8 x 10mm	ME810	130	20	4.9	17.8	4.9	.06
10 x 11mm	ME1011	146	23	6.0	20.8	6.0	.10
12 x 13mm	ME1213	161	26	5.8	23.0	5.8	.13
14 x 15mm	ME1415	193	32	6.9	29.4	6.9	.22
16 x 17mm	ME1617	209	35	7.4	32.5	7.4	.30
18 x 19mm	ME1819	225	40	7.4	35.7	7.8	.38
20 x 21mm	ME2021	241	45	8.8	35.7	8.8	.61
21 x 22mm	ME2122	257	45	8.9	42.0	8.9	.54
24 x 27mm	ME2427	320	51	9.9	48.4	9.9	.79
25 x 28mm	ME2528	320	57	10.9	54.3	10.9	1.19
27 x 32mm	ME2732	344	63	11.4	54.4	11.4	1.38

Federal Spec. CDA 39-GP-11b Type 3 Style A U.S. GGG-W-636 Type 4. ANSI B107.9M.



OE12LR
12 Pieces SAE Open End Mirror Chrome Wrench Set

Contains: 1/4" x 5/16", 5/16" x 3/8", 3/8" x 7/16", 1/2" x 9/16", 9/16" x 5/8", 19/32" x 11/16", 5/8" x 11/16", 5/8" x 3/4", 3/4" x 7/8", 13/16" x 7/8", 15/16" x 1", 1 1/16" x 1 1/4"
 Includes organizer



OE8LR
8 Pieces SAE Open End Mirror Chrome Wrench Set

Contains: 1/4" x 5/16", 3/8" x 7/16", 1/2" x 9/16", 19/32" x 11/16", 5/8" x 3/4", 13/16" x 7/8", 15/16" x 1", 1 1/16" x 1 1/4"
 Includes organizer



OE6LR
6 Pieces SAE Open End Mirror Chrome Wrench Set

Contains: 3/8" x 7/16", 1/2" x 9/16", 19/32" x 11/16", 5/8" x 3/4", 13/16" x 7/8", 15/16" x 1"
 Includes organizer



ME12A
12 Pieces Metric Open End Mirror Chrome Wrench Set

Contains: 6 x 7mm, 8 x 9mm, 10 x 11mm, 12 x 13mm, 14 x 15mm, 16 x 17mm, 18 x 19mm, 20 x 21mm, 21 x 22mm, 24 x 27mm, 25 x 28mm, 27 x 32mm
 Includes organizer



ME8A
8 Pieces Metric Open End Mirror Chrome Wrench Set

Contains: 8 x 9mm, 10 x 11mm, 12 x 13mm, 14 x 15mm, 16 x 17mm, 18 x 19mm, 20 x 21mm, 21 x 22mm
 Includes organizer



ME6A
6 Pieces Metric Open End Mirror Chrome Wrench Set

Contains: 8 x 9mm, 10 x 11mm, 12 x 13mm, 14 x 15mm, 16 x 17mm, 18 x 19mm
 Includes organizer

WRENCHES



94715



94772


Wrench Organizers

Part No.	Description	Dimensions
94711	Holds 11 wrenches	
94715	Holds 15 wrenches	
94772	Holds 72 wrenches	21½" x 16"



Stubby Gripper Wrench Organizer

Part No.	Description
94812	Holds 11 wrenches




Gripper Wrench Organizers

Part No.	Description
94809	Holds 9 wrenches
94811	Holds 11 wrenches
94815	Holds 15 wrenches



SAE Mirror Chrome Flare Nut Wrenches - 15° Offset

6 Point Part No.	Opening Sizes, in.	Length, in.
FL1214S	3/8 x 7/16	6
FL1618S	1/2 x 9/16	7
FL2022S	5/8 x 11/16	7.75



Metric Mirror Chrome Flare Nut Wrenches - 15° Offset

6 Point Part No.	Opening Sizes, mm	Length, mm
FL0911M	9 x 11	152
FL1012M	10 x 12	152
FL1314M	13 x 14	178
FL1517M	15 x 17	196
FL1618M	16 x 18	202



FL3S 3 Pieces 6 Point SAE Chrome Flare Nut Wrench Set

Contains: 3/8" x 7/16", 1/2" x 9/16", 5/8" x 11/16"
Includes pouch



FLM5S 5 Pieces 6 Point Metric Chrome Flare Nut Wrench Set

Contains: 9 x 11mm, 10 x 12mm, 13 x 14mm, 15 x 17mm, 16 x 18mm
Includes pouch



FLM3S 3 Pieces 6 Point Metric Chrome Flare Nut Wrench Set

Contains: 9 x 11mm, 13 x 14mm, 15 x 17mm
Includes pouch

WRENCHES



SAE Box End Wrenches Mirror Chrome - 15° Offset

Opening Sizes, in.	12 Point Part No.	Length, in.
3/8 x 7/16	2840	8.0
1/2 x 9/16	2843	9.5
5/8 x 11/16	2846	10.5
3/4 x 25/32	2849	12.5
13/16 x 7/8	2852	13.0
15/16 x 1	2855	15.46

Federal Spec. CDA 39-GP-11 U.S. GGG-W-636E ANSI B1076



Metric Box End Wrenches Mirror Chrome - 15° Offset

Opening Sizes, mm	12 Point Part No.	Length, mm
8 x 9	MB89	188
10 x 11	MB1011	205
12 x 13	MB1213	227
14 x 15	MB1415	257
17 x 19	MB1719	305
20 x 22	MB2022	330

Federal Spec. CDA 39-GP-11m ANSI B1079



D012 6 Pieces SAE Chrome Box End Wrench Set

Contains: 3/8" x 7/16", 1/2" x 9/16", 5/8" x 11/16", 3/4" x 25/32", 13/16" x 7/8", 15/16" x 1"

Includes organizer # 94809



MB6 6 Pieces Metric Chrome Box End Wrench Set

Contains: 8 x 9mm, 10 x 11mm, 12 x 13mm, 14 x 15mm, 17 x 19mm, 20 x 22mm

Includes organizer # 94809



SAE Flat Ratcheting Box Wrenches

Hex Size, in.	6 Point Part No.	12 Point Part No.	Length, in.
1/4 x 5/16	5001	5001T	4 1/4
3/8 x 7/16	5002	5002T	5 1/4
1/2 x 9/16	5003	5003T	6 3/4
5/8 x 11/16	—	5004	8
3/4 x 7/8	—	5005	9 1/4
5/8 x 3/4	—	5006	8
13/16 x 15/16	—	5007	9 1/4
1 x 1 1/16	—	5008	15
1 1/8 x 1 1/4	—	5009	15



SAE Flat Ratcheting Box Wrenches

Hex Size, in.	12 Point Part No.	Head Width in.	Head Thickness in.	Length in.	Overall Weight lbs.
1 5/16"	50042	2.75	0.63	15.5	3.2
1 3/8"	50044	2.75	0.63	15.5	3.2
1 7/16"	50046	2.75	0.63	15.5	3.2
1 1/2"	50048	2.75	0.63	15.5	3.2
1 9/16"	50050	2.75	0.63	15.5	3.2
1 5/8"	50052	2.75	0.63	15.5	3.2
1 11/16"	50054	3.38	0.63	19.0	4.1
1 3/4"	50056	3.38	0.63	19.0	4.1
1 13/16"	50058	3.38	0.63	19.0	4.1
1 7/8"	50060	3.38	0.63	19.0	4.1
2"	50064	3.38	0.63	19.0	4.1
2 1/8"	50068	3.38	0.63	19.0	4.1



Metric Flat Ratcheting Box Wrenches

Hex Size, mm	6 Point Part No.	12 Point Part No.	Length, mm
7 x 8	MRB78	—	108
9 x 10	MRB910	—	140
11 x 12	MRB1112	—	171
13 x 14	MRB1314	—	171
15 x 17	—	MRB1517	203



SAE 25° Offset Ratcheting Box Wrenches

Hex Size, in.	6 Point Part No.	12 Point Part No.	Length, in.
1/4 x 5/16	5201	—	4 1/4
3/8 x 7/16	5202	—	5 1/4
1/2 x 9/16	5203	—	6 3/4
5/8 x 11/16	—	5204	8
3/4 x 7/8	—	5205	9 1/4
5/8 x 3/4	—	5207	8
13/16 x 15/16	—	5206	9 1/4



Metric 25° Offset Ratcheting Box Wrenches

Hex Size, mm	6 Point Part No.	12 Point Part No.	Length, mm
7 x 8	MROB78	—	108
9 x 10	MROB910	—	140
11 x 12	MROB1112	—	171
13 x 14	MROB1314	—	171
15 x 17	—	MROB1517	203



5008LR 8 Pieces 6 & 12 Point SAE Flat Ratcheting Box Wrench Set

Contains:

6 Pt: 1/4" x 5/16", 3/8" x 7/16", 1/2" x 9/16"

12 Pt: 5/8" x 11/16", 3/4" x 7/8", 5/8" x 3/4", 13/16" x 15/16", 1" x 1 1/16"

Includes roll

WRENCHES



5000LR
5 Pieces 6 & 12 Point SAE Flat Ratcheting Box Wrench Set

Contains:
6 Pt: $1/4" \times 5/16"$, $3/8" \times 7/16"$, $1/2" \times 9/16"$,
12 Pt: $5/8" \times 11/16"$, $3/4" \times 7/8"$



5205LR
5 Pieces 6 & 12 Point SAE 25° Offset Ratcheting Box Wrench Set

Contains: $1/4" \times 5/16"$, $3/8" \times 7/16"$, $1/2" \times 9/16"$, $5/8" \times 11/16"$, $3/4" \times 7/8"$



5203LR
3 Pieces 6 Point SAE 25° Offset Ratcheting Box Wrench Set

Contains: $1/4" \times 5/16"$, $3/8" \times 7/16"$, $1/2" \times 9/16"$



MRB50
5 Pieces 6 & 12 Point Metric Flat Ratcheting Box Wrench Set

Contains:
6 Pt: 7 x 8mm, 9 x 10mm, 11 x 12mm, 13 x 14mm
12 Pt: 15 x 17mm



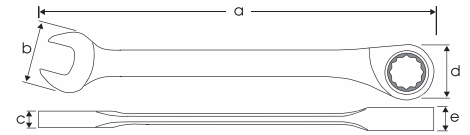
MROB50
5 Pieces 6 & 12 Point Metric 25° Offset Ratcheting Box Wrench Set

Contains:
6 Pt: 7 x 8mm, 9 x 10mm, 11 x 12mm, 13 x 14mm
12 Pt: 15 x 17mm



MROB30
3 Pieces 6 & 12 Point Metric 25° Offset Ratcheting Box Wrench Set

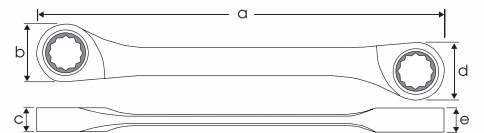
Contains: 7 x 8mm, 9 x 10mm, 13 x 14mm



SAE & Metric Combination Fixed Head Multigear™ Geared Wrench

Hex Size	Stainless Steel Finish Part No.	Overall Length a	Head Width b	Head Thickness c	Box End Width d	Box End Thickness e	Weight lbs.
5/16"	500111	5.66"	.70"	.15"	.66"	.28"	.08
3/8"	500112	6.18"	.90"	.18"	.78"	.29"	.13
7/16"	500114	6.49"	.94"	.20"	.86"	.31"	.16
1/2"	500116	7.16"	1.18"	.21"	.94"	.33"	.20
9/16"	500118	7.44"	1.18"	.25"	1.06"	.33"	.25
5/8"	500120	8.50"	1.37"	.28"	1.18"	.39"	.37
11/16"	500122	8.89"	1.37"	.29"	1.18"	.39"	.39
3/4"	500124	9.76"	1.53"	.31"	1.49"	.45"	.50
8mm	500008	144mm	18mm	4.0mm	17mm	7.2mm	.09
10mm	500010	157mm	23mm	4.8mm	20mm	7.5mm	.13
11mm	500011	165mm	24mm	5.2mm	22mm	8.0mm	.16
12mm	500012	172mm	26mm	5.5mm	24mm	8.5mm	.19
13mm	500013	182mm	30mm	6.2mm	24mm	8.5mm	.20
14mm	500014	189mm	30mm	6.6mm	27mm	8.5mm	.24
15mm	500015	202mm	32mm	7.0mm	27mm	8.5mm	.28
16mm	500016	216mm	35mm	7.3mm	30mm	10mm	.37
17mm	500017	226mm	35mm	7.6mm	30mm	10mm	.40
18mm	500018	237mm	37mm	7.8mm	38mm	11.5mm	.48
19mm	500019	248mm	39mm	8.0mm	38mm	11.5mm	.52

Federal Spec. CDA 39-GP-11b Type 3 Style A U.S. GGG-W-636 Type 4. ANSI B1079M.

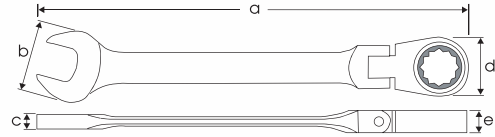


SAE & Metric Double Box Fixed Head Multigear™ Geared Wrench

Hex Size	Stainless Steel Finish Part No.	Overall Length a	Small Box End Width b	Small Box Head Thickness c	Large Box End Width d	Large Box End Thickness e	Weight lbs.
5/16" x 3/8"	561012	5.11"	.66"	.35"	.78"	.39"	.14
7/16" x 1/2"	561416	6.69"	.86"	.39"	.94"	.39"	.24
9/16" x 5/8"	561820	8.26"	1.06"	.39"	1.18"	.51"	.44
11/16" x 3/4"	562224	9.05"	1.18"	.51"	1.29"	.51"	.54
8 x 9mm	550809	144mm	17mm	9mm	20mm	10mm	.15
10 x 11mm	551011	157mm	20mm	10mm	22mm	10mm	.19
12 x 13mm	551213	165mm	24mm	10mm	24mm	10mm	.28
14 x 15mm	551415	172mm	27mm	10mm	27mm	10mm	.32
16 x 18mm	551618	182mm	30mm	13mm	33mm	13mm	.55
17 x 19mm	551719	189mm	30mm	13mm	33mm	13mm	.53

Federal Spec. CDA 39-GP-11b Type 3 Style A U.S. GGG-W-636 Type 4. ANSI B1076.

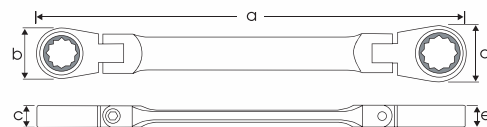
WRENCHES



SAE & Metric Combination Flex Head Multigear™ Geared Wrench

Hex Size	Stainless Steel Finish Part No.	Overall Length a	Head Width b	Head Thickness c	Box End Width d	Box End Thickness e	Weight lbs.
5/16"	520111	5.62"	.70"	.21"	.66"	.35"	.12
3/8"	520112	6.22"	.90"	.23"	.78"	.39"	.17
7/16"	520114	6.45"	.94"	.23"	.86"	.39"	.19
1/2"	520116	6.96"	1.18"	.25"	.94"	.39"	.23
9/16"	520118	7.36"	1.18"	.27"	1.06"	.39"	.26
5/8"	520120	8.30"	1.37"	.31"	1.18"	.51"	.45
11/16"	520122	8.66"	1.37"	.31"	1.18"	.51"	.45
3/4"	520124	9.60"	1.53"	.35"	1.49"	.51"	.58
8mm	520008	143mm	18mm	5.5mm	17mm	9mm	.11
10mm	520010	158mm	23mm	6mm	20mm	10mm	.16
11mm	520011	164mm	24mm	6mm	22mm	10mm	.21
12mm	520012	171mm	26mm	6.5mm	24mm	10mm	.25
13mm	520013	177mm	30mm	6.5mm	24mm	10mm	.25
14mm	520014	187mm	30mm	7mm	27mm	10mm	.20
15mm	520015	195mm	32mm	7mm	27mm	10mm	.30
16mm	520016	211mm	35mm	8mm	30mm	13mm	.43
17mm	520017	220mm	35mm	8mm	30mm	13mm	.47
18mm	520018	235mm	37mm	9mm	38mm	13mm	.59
19mm	520019	244mm	39mm	9mm	38mm	13mm	.61

Federal Spec. CDA 39-GP-11b Type 3 Style A U.S. GGG-W-636 Type 4. ANSI B1079M.



SAE & Metric Double Box Flex Head Multigear™ Geared Wrench

Hex Size	Stainless Steel Finish Part No.	Overall Length a	Small Box End Width b	Small Box Head Thickness c	Large Box End Width d	Large Box End Thickness e	Weight lbs.
5/16" x 3/8"	541012	6.29"	.66"	.35"	.78"	.39"	.24
7/16" x 1/2"	541416	7.55"	.86"	.39"	.94"	.39"	.36
9/16" x 5/8"	541820	8.85"	1.06"	.39"	1.18"	.51"	.61
11/16" x 3/4"	542224	9.56"	1.18"	.51"	1.29"	.51"	.73
8 x 9mm	530809	160mm	17mm	9mm	20mm	10mm	.24
10 x 11mm	531011	177mm	20mm	10mm	22mm	10mm	.29
12 x 13mm	531213	204mm	24mm	10mm	24mm	10mm	.42
14 x 15mm	531415	211mm	27mm	10mm	27mm	10mm	.42
16 x 18mm	531618	243mm	30mm	13mm	33mm	13mm	.71
17 x 19mm	531719	243mm	30mm	13mm	33mm	13mm	.74

Federal Spec. CDA 39-GP-11b Type 3 Style A U.S. GGG-W-636 Type 4. ANSI B1079M.



59711A
11 Pieces Metric Combination Fixed Head Multigear™ Geared Wrench Set

Contains: 8, 10, 11, 12, 13, 14, 15, 16, 17, 18, 19mm
Includes organizer



59708A
8 Pieces SAE Combination Fixed Head Multigear™ Geared Wrench Set

Contains: 5/16", 3/8", 7/16", 1/2", 9/16", 5/8", 11/16", 3/4"
Includes organizer



No. 59704A
4 Pieces SAE Double Box Fixed Head Multigear™ Geared Wrench Set

Contains: 5/16" x 3/8", 7/16" x 1/2", 9/16" x 5/8", 11/16" x 3/4"
Includes organizer



59706A
6 Pieces Metric Double Box Fixed Head Multigear™ Geared Wrench Set

Contains: 8 x 9mm, 10 x 11mm, 12 x 13mm, 14 x 15mm, 16 x 18mm, 17 x 19mm
Includes organizer

WRENCHES



59808A
8 Pieces SAE Combination Flex Head
Multigear™ Geared Wrench Set

Contains: 5/16", 3/8", 7/16", 1/2", 9/16", 5/8", 11/16", 3/4"
Includes organizer



59811A
11 Pieces Metric Combination Flex Head
Multigear™ Geared Wrench Set

Contains: 8, 10, 11, 12, 13, 14, 15, 16, 17, 18, 19mm
Includes organizer



59804A
4 Pieces SAE Double Box Flex Head
Multigear™ Geared Wrench Set

Contains: 5/16" x 3/8", 7/16" x 1/2", 9/16" x 5/8", 11/16" x 3/4"
Includes organizer

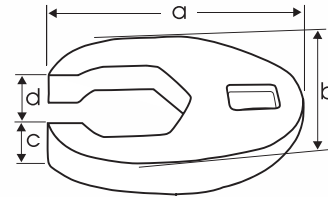


59806A
6 Pieces Metric Double Box Flex Head
Multigear™ Geared Wrench Set

Contains: 8 x 9mm, 10 x 11mm, 12 x 13mm, 14 x 15mm,
16 x 18mm, 17 x 19mm
Includes organizer

3/8" Drive SAE Flare Nut Crowfoot Wrenches

Opening Size	Mirror Chrome Part No.	Overall Length in. a	Head Width in. b	Head Thickness in. c	Slot Width in. d	Weight lbs.
3/8"	CWF12	1.43"	1.06"	.33"	.29"	0.09
7/16"	CWF14	1.44"	1.07"	.33"	.38"	0.09
1/2"	CWF16	1.46"	1.07"	.33"	.39"	0.09
9/16"	CWF18	1.60"	1.21"	.37"	.50"	0.11
5/8"	CWF20	1.60"	1.22"	.38"	.51"	0.11
11/16"	CWF22	1.71"	1.37"	.42"	.56"	0.13
3/4"	CWF24	1.73"	1.39"	.42"	.61"	0.13



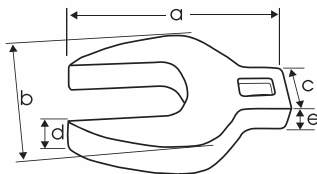
3/8" Drive Metric Flare Nut Crowfoot Wrenches

Hex Size	Mirror Chrome Part No.	Overall Length mm a	Head Width mm b	Head Thickness mm c	Slot Width mm d	Weight lbs.
10mm	CWF10M	37	27	8.8	8	0.07
11mm	CWF11M	37	27	8.8	9	0.07
12mm	CWF12M	37.3	27	8.8	9.5	0.09
13mm	CWF13M	37.5	27	8.8	10.5	0.09
14mm	CWF14M	42.7	31.4	9.8	12	0.11
15mm	CWF15M	42.8	30.7	9.9	12.7	0.11
16mm	CWF16M	43	30.7	9.9	13.6	0.11
17mm	CWF17M	46.4	34	10.8	14.3	0.13
18mm	CWF18M	46.4	34	10.8	16.3	0.13
19mm	CWF19M	46.6	34.2	10.8	16.5	0.13



3/8" Drive SAE Open End Crowfoot Wrenches

Opening Size	Mirror Chrome Part No.	Overall Length in. a	Head Width in. b	Handle Width in. c	Head Thickness in. d	Handle Thickness in. e	Weight lbs.
3/8"	CW12	1.31"	.91"	.72"	.20"	.43"	0.04
7/16"	CW14	1.23"	.91"	.72"	.22"	.32"	0.04
1/2"	CW16	1.48"	1.06"	.72"	.23"	.35"	0.07
9/16"	CW18	1.63"	1.21"	.72"	.27"	.37"	0.09
5/8"	CW20	1.63"	1.34"	.74"	.29"	.36"	0.09
11/16"	CW22	1.76"	1.45"	.84"	.29"	.37"	0.11
3/4"	CW24	1.88"	1.58"	.77"	.33"	.44"	0.15
13/16"	CW26	1.96"	1.70"	.83"	.31"	.38"	0.15
7/8"	CW28	2.07"	1.83"	.81"	.38"	.42"	0.20
1"	CW32	2.21"	2.03"	.74"	.40"	.53"	0.24



3/8" Drive Metric Open End Crowfoot Wrenches

Hex Size	Mirror Chrome Part No.	Overall Length mm a	Head Width mm b	Handle Width mm c	Head Thickness mm d	Handle Thickness in. e	Weight lbs.
10mm	CW10M	26.2	20.9	16.2	4.85	7.85	0.02
11mm	CW11M	31.5	23.5	18.4	5.35	7.85	0.04
12mm	CW12M	37.7	27	18.5	6	8.9	0.07
13mm	CW13M	37.7	27	18.5	6	8.9	0.07
14mm	CW14M	41.3	31.5	17.7	7.7	8.9	0.09
15mm	CW15M	41.6	34	18.9	7.5	9.6	0.11
16mm	CW16M	41.6	34	18.9	7.5	9.6	0.11
17mm	CW17M	43.7	36.85	20.4	7.3	9.6	0.13
18mm	CW18M	43.7	36	21	7.5	9.6	0.13
19mm	CW19M	47.8	40.5	19.6	7.5	10.25	0.13
21mm	CW21M	50	43.4	20.1	8.6	10.8	0.18
22mm	CW22M	52.7	46.8	20.8	9.85	11	0.22
24mm	CW24M	56.1	52	18.7	11.3	12.6	0.26

WRENCHES



63907

7 Pieces 3/8" Drive SAE Mirror Chrome Flare Nut Crowfoot Wrench Set

Contains: 3/8", 7/16", 1/2", 9/16", 5/8", 11/16", 3/4"
Includes socket rail



63910

10 Pieces 3/8" Drive Metric Mirror Chrome Flare Nut Crowfoot Wrench Set


Contains: 10, 11, 12, 13, 14, 15, 16, 17, 18, 19mm
Includes socket rail



64910

10 Pieces 3/8" Drive SAE Mirror Chrome Open End Crowfoot Wrench Set

Contains: 3/8", 7/16", 1/2", 9/16", 5/8", 11/16", 3/4", 13/16", 7/8", 1"
Includes socket rail



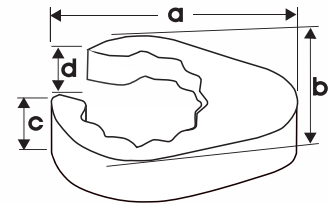
64913

13 Pieces 3/8" Drive Metric Mirror Chrome Open End Crowfoot Wrench Set

Contains: 10, 11, 12, 13, 14, 15, 16, 17, 18, 19, 21, 22, 24mm
Includes socket rail

1/2" Drive SAE Flare Nut Crowfoot Wrenches

Opening Size	Mirror Chrome Part No.	Overall Length in. a	Head Width in. b	Head Thickness in. c	Slot Width in. d	Weight lbs.
13/16"	CWF26	2.10	1.45	.53	.63	0.17
7/8"	CWF28	2.18	1.40	.55	.67	0.18
15/16"	CWF30	2.18	1.52	.55	.71	0.18
1"	CWF32	2.38	1.67	.57	.71	0.24
1 1/16"	CWF34	2.38	1.67	.57	.79	0.24
1 1/8"	CWF36	2.75	1.96	.58	.87	0.33
1 3/16"	CWF38	2.75	1.96	.58	.87	0.33
1 1/4"	CWF40	2.75	1.96	.58	.94	0.31



1/2" Drive Metric Flare Nut Crowfoot Wrenches

Hex Size	Mirror Chrome Part No.	Overall Length mm a	Head Width mm b	Head Thickness mm c	Slot Width mm d	Weight lbs.
20mm	CWF20M	53.54	36.81	13.50	16	0.18
21mm	CWF21M	53.51	36.86	13.47	16	0.18
22mm	CWF22M	55.26	35.54	13.96	17	0.18
23mm	CWF23M	55.35	38.62	13.81	18	0.18
24mm	CWF24M	55.40	38.60	13.80	18	0.18
25mm	CWF25M	60.42	42.63	14.53	18	0.24
27mm	CWF27M	60.40	42.30	14.50	20	0.24
30mm	CWF30M	69.83	49.71	14.76	22	0.33
32mm	CWF32M	69.94	49.90	14.67	24	0.33



65908 8 Pieces 1/2" Drive SAE Mirror Chrome Flare Nut Crowfoot Wrench Set

Contains: 13/16", 7/8", 15/16", 1", 1 1/16", 1 1/8", 1 3/16", 1 1/4"
Includes socket rail



65909 9 Pieces 1/2" Drive Metric Mirror Chrome Flare Nut Crowfoot Wrench Set

Contains: 20, 21, 22, 23, 24, 25, 27, 30, 32mm
Includes socket rail

WRENCHES



Matte finish

Black oxide finish

Adjustable Wrenches

Matte Finish Part No.	Black Oxide Part No.	Overall Length, in.	Maximum Opening, in.
65304	65304B	4	.55
65306A	65306B	6	1.00
65308A	65308B	8	1.08
65310A	65310B	10	1.35
65312A	65312B	12	1.50
65315A	65315B	15	1.87
65318	65318B	18	2.30
65324	65324B	24	2.75



AW812S
2 Pieces Adjustable Wrench Set

Contains: 8" & 12"



BW812SB
2 Pieces Adjustable Wrench Set Black Oxide

Contains: 8" & 12"



Adjustable Structural Wrench with Side Hammer

Part No.	Jaw Opening, in.	Length, in.
900H	1 13/16	15



Structural Adjustable Wrench

Part No.	Jaw Opening, in.	Length, in.
900	1 3/4	15



Structural Wrenches - Offset Head

Hex Size	Part No.	Overall Length, in.	Head Width, in.	Head Thickness, in.
5/8"	903A	12	1 11/16	7/16
3/4"	904A	12	1 11/16	7/16
13/16"	905A	14 1/2	1 7/8	17/32
7/8"	905	14 1/2	1 7/8	17/32
1"	906B	14 1/2	1 7/8	17/32
1 1/16"	907	16	2 3/8	5/8
1 1/8"	907A	16	2 3/8	5/8
1 1/4"	908	19	2 3/4	1 1/16
1 5/16"	908A	19	2 3/4	1 1/16
1 7/16"	909	20	3 1/16	3/4
1 1/2"	909A	20	3 1/16	3/4
1 5/8"	910	23	3 3/8	13/16
1 11/16"	910A	23	3 3/8	13/16
2"	912	24	3 11/16	13/16

Federal Spec. CDA 39-GP-11b U.S. GGG-W-636E.



Heavy Duty Cast Iron Pipe Wrenches

Part No.	Pipe Capacity, in.	Overall Length, in.
NSP6	1/8 - 3/4	5 1/2
GSP8	1/8 - 1	8
GSP10	1/8 - 1 1/2	10
GSP12	1/4 - 2	12
GSP14	1/4 - 2	14
GSP18	1/4 - 2 1/2	18
GSP24	1/4 - 3	24
GSP36	1/4 - 5	36

Federal Spec. CDA 39-GP-48A U.S. GGG-W-651C.



Aluminum Pipe Wrenches

Part No.	Pipe Capacity, in.	Overall Length, in.
GSP14A	1/4 - 2	14
GSP18A	1/4 - 2 1/2	18
GSP24A	1/4 - 3	24
GSP36A	1/4 - 5	36
GSP48A	1 - 6	48

Federal Spec. CDA 39-GP-48A U.S. GGG-W-651C.

WRENCHES

Plumbers Rapid Wrench

Part No.	Pipe Capacity, in.	Overall Length, in.
66014	1/2 - 2	14

- Easy one handed operation.
- Safely & reliably grips pipes 1/2" - 2" in diameter.
- Self-adjusting eliminates need to adjust jaws to fit pipe.



Up to 4 times faster than traditional pipe wrenches!

Pipe Size Range:



Plumbers Adjustable Wrench with Slim Jaw

Matte Finish Part No.	Maximum Opening, in.	Overall Length, in.
66308	1.5	8

Comfort no slip grip.



65004 4 Way Key Wrench

Fits sillcocks or spigots sizes: 1/4", 9/32", 5/16", 11/32" (6mm, 7mm, 8mm, 9mm)



64405
5 Pieces SAE Ratcheting Tube Wrench Set

Contains: 3/8", 7/16", 1/2", 9/16", 5/8"



SAE Ratcheting Tube Wrenches
Black Finish

Hex Size.	Part No.	Length, in.
3/8	RT12	53/8
7/16	RT14	53/8
1/2	RT16	53/8
9/16	RT18	71/4
5/8	RT20	71/4
3/4	RT24	71/4
7/8	RT28	91/4



Adjustable Face - Pin Spanner

Part No..	Capacity, in.	Length, in.
AFS2	3/16 X 2	63/8
AFS3	1/4 X 3	81/4
AFS4	5/16 X 4	103/8



Adjustable Head - Pin Spanner

Part No.	Diameter Range Capacity, in.	Pin Dia., in.	Length in.
APS2	3/4 to 2	1/8	63/8
APS21	3/4 to 2	3/16	63/8
APS3	1 1/4 to 3	3/16	81/8
APS31	1 1/4 to 3	1/4	81/8
APS4	2 to 4 3/4	1/4	11 3/8
APS6	4 1/2 to 6 1/4	3/8	12 1/8



Adjustable Head - Hook Spanner

Part No..	Diameter Range Capacity, in.	Length in.
AHS2	3/4 to 2	6 1/2
AHS3	1 1/4 to 3	8
AHS4	2 to 4 3/4	11 7/16
AHS6	4 1/2 to 6 1/4	12
AHS8	6 1/8 to 8 3/4	13 1/2

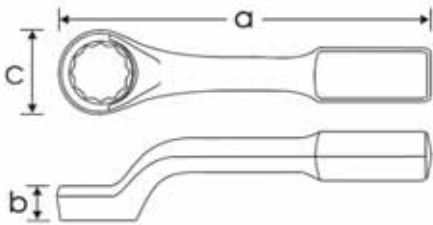
WRENCHES



SAE Striking Face Box Wrench 45° Offset Head

FEATURES

- Each wrench is coated with black oxide and waxed for a rust-resistant finish
- No other tool company offers the complete range 1" - 3 1/8"
 - 35 hex sizes
 - no missing sizes
- Forged from alloy steel for extra heavy duty strength



Hex Size	12 Point Part No.	Overall Length in. a	Head Depth in. b	Head diameter in. c	Weight lbs.
1"	66832	11	7/8	2	2.8
1 1/16"	66834	11	7/8	2	2.8
1 1/8"	66836	11	7/8	2	2.8
1 3/16"	66838	11	7/8	2 1/16	2.8
1 1/4"	66840	11	7/8	2 1/16	2.8
1 5/16"	66842	11	7/8	2 1/16	2.8
1 3/8"	66844	11	7/8	2 1/16	2.6
1 7/16"	66846	12 1/2	1 1/8	2 3/4	6.4
1 1/2"	66848	12 1/2	1 1/8	2 3/4	6.4
1 9/16"	66850	12 1/2	1 1/8	2 3/4	6.2
1 5/8"	66852	12 1/2	1 1/8	2 3/4	6.2
1 11/16"	66854	12 1/2	1 1/8	2 13/16	6.2
1 3/4"	66856	12 1/2	1 1/8	2 13/16	6.2
1 13/16"	66858	12 1/2	1 1/8	2 31/32	6.2
1 7/8"	66860	12 1/2	1 1/8	2 31/32	6.2
1 15/16"	66862	12 1/2	1 1/8	2 31/32	6.2
2"	66864	12 3/4	1 1/8	3 1/8	6.2
2 1/16"	66866	12 3/4	1 1/8	3 1/8	6.0
2 1/8"	66868	14	1 3/8	3 5/8	9.2
2 3/16"	66870	14	1 3/8	3 3/4	9.2
2 1/4"	66872	14	1 3/8	3 3/4	9.2
2 5/16"	66874	14	1 3/8	3 3/4	9.2
2 3/8"	66876	14	1 3/8	3 3/4	9.0
2 7/16"	66878	14	1 3/8	3 31/32	9.2
2 1/2"	66880	14 1/2	1 5/16	4	9.2
2 9/16"	66882	14 1/2	1 5/16	4 1/8	9.2
2 5/8"	66884	14 1/2	1 5/16	4 1/8	9.0
2 11/16"	66886	16	1 3/4	4 7/8	16.2
2 3/4"	66888	16	1 3/4	4 7/8	15.4
2 13/16"	66890	16	1 3/4	4 7/8	16.0
2 7/8"	66892	16	1 3/4	4 7/8	15.8
2 15/16"	66894	16	1 3/4	4 7/8	15.4
3"	66896	16	1 3/4	4 7/8	15.2
3 1/16"	66898	16	1 3/4	4 7/8	15.0
3 1/8"	66899	16	1 3/4	4 13/16	15.0

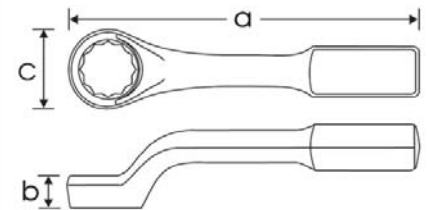


Metric Striking Face Box Wrench 45° Offset Head

Hex Size	12 Point Part No.	Overall Length mm a	Head Depth mm b	Head diameter mm c	Weight lbs.
27mm	66927	279	22	51	2.8
30mm	66930	279	22	51	2.8
32mm	66932	279	22	51	2.8
35mm	66935	279	22	54	2.8
36mm	66936	317	29	70	6.4
38mm	66938	317	29	70	6.4
41mm	66941	317	29	70	6.4
43mm	66943	317	29	70	6.2
46mm	66946	324	29	79	6.2
50mm	66950	324	29	79	6.2
51mm	66951	324	29	79	6.2
54mm	66954	355	35	92	9.4
55mm	66955	355	35	92	9.2
57mm	66957	355	35	92	9.0
60mm	66960	355	35	92	8.8
64mm	66964	362	35	101	9.2
65mm	66965	362	35	101	9.2
70mm	66970	406	44	124	16.0
73mm	66973	406	44	124	15.6
75mm	66975	406	44	124	15.6
80mm	66980	406	44	124	14.8

FEATURES

- Each wrench is coated with black oxide and waxed for a rust-resistant finish
- No other tool company offers the complete range 27mm - 80mm
 - 21 hex sizes
 - no missing sizes
- Forged from alloy steel for extra heavy duty strength



Specs: CGSB 39-GP-11M. ANSI B107.9M - 1994.



WARNING

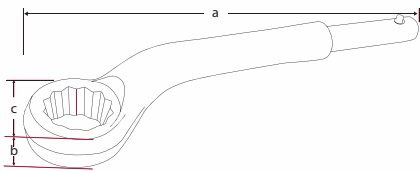
Always wear safety goggles.

WRENCHES



FEATURES

- Engineered for optimum safety
- Increased leverage capability
- Dual purpose
- Interchangeable handle uniquely designed to fit competitor's model
- Widest range of sizes
- Ease of assembly



SAE Strike-Free Leverage Wrench 45° Offset Head

Hex Size	Part No.	Length in. a	Head Depth in. b	Head diameter in. c	Handle To Use	Weight lbs.
1"	66632	7½	7/8	2	24" Handle	2.5
1 1/16"	66634	7½	7/8	2	24" Handle	2.5
1 1/8"	66636	7½	7/8	2	24" Handle	2.5
1 3/16"	66638	7½	7/8	2 1/16	24" Handle	2.5
1 1/4"	66640	7½	7/8	2 1/16	24" Handle	2.5
1 5/16"	66642	7½	7/8	2 1/16	24" Handle	2.5
1 3/8"	66644	7½	7/8	2 1/16	24" Handle	2.5
1 7/16"	66646	8	1 1/8	2 3/4	24" Handle	4.5
1 1/2"	66648	8	1 1/8	2 3/4	24" Handle	4.5
1 9/16"	66650	8	1 1/8	2 3/4	24" Handle	4.5
1 5/8"	66652	8	1 1/8	2 3/4	24" Handle	4.5
1 11/16"	66654	8	1 1/8	2 13/16	36" Handle	4.5
1 3/4"	66656	8	1 1/8	2 13/16	36" Handle	4.5
1 13/16"	66658	8	1 1/8	2 31/32	36" Handle	4.5
1 7/8"	66660	8	1 1/8	2 31/32	36" Handle	4.5
1 15/16"	66662	8	1 1/8	2 31/32	36" Handle	4.5
2"	66664	8 1/4	1 1/8	3 1/8	36" Handle	4.5
2 1/16"	66666	8 1/4	1 1/8	3 1/8	36" Handle	4.5
2 1/8"	66668	8 1/4	1 3/8	3 5/8	36" Handle	7.0
2 3/16"	66670	9 1/4	1 3/8	3 3/4	36" Handle	7.0
2 1/4"	66672	9 1/4	1 3/8	3 3/4	36" Handle	7.0
2 5/16"	66674	9 1/4	1 3/8	3 3/4	36" Handle	7.0
2 3/8"	66676	9 1/4	1 3/8	3 3/4	36" Handle	7.0
2 7/16"	66678	9 1/2	1 3/8	3 31/32	36" Handle	7.0
2 1/2"	66680	9 1/2	1 5/16	4	36" Handle	7.0
2 9/16"	66682	9 1/2	1 5/16	4 1/8	36" Handle	7.0
2 5/8"	66684	9 1/2	1 5/16	4 1/8	36" Handle	7.0
2 11/16"	66686	10	1 3/4"	4 7/8	36" Handle	10.0
2 3/4"	66688	10	1 3/4"	4 7/8	36" Handle	10.0
2 13/16"	66690	10	1 3/4"	4 7/8	36" Handle	10.0
2 7/8"	66692	10	1 3/4"	4 7/8	36" Handle	10.0
2 15/16"	66694	10	1 3/4"	4 7/8	36" Handle	10.0
3"	66696	10	1 3/4"	4 7/8	36" Handle	10.0
3 1/16"	66698	10	1 3/4"	4 7/8	36" Handle	10.0
3 1/8"	66699	10	1 3/4"	4 13/16	36" Handle	10.0

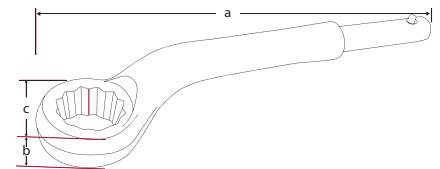


Metric Strike-Free Leverage Wrench 45° Offset Head

Hex Size	Part No.	Length mm a	Head Depth mm b	Head diameter mm c	Handle To Use	Weight lbs.
30mm	66530	187	22	51	24" Handle	2.5
32mm	66532	187	22	51	24" Handle	2.5
36mm	66536	200	29	70	24" Handle	4.5
41mm	66541	200	29	70	24" Handle	4.5
46mm	66546	200	29	79	36" Handle	4.5
55mm	66555	205	35	92	36" Handle	7.0
60mm	66560	231	35	92	36" Handle	7.0
65mm	66565	237	35	101	36" Handle	7.0
70mm	66570	250	44	124	36" Handle	10.0
75mm	66575	250	44	124	36" Handle	10.0
80mm	66580	250	44	124	36" Handle	10.0

FEATURES

- Engineered for optimum safety
- Increased leverage capability
- Dual purpose
- Interchangeable handle uniquely designed to fit competitor's model
- Widest range of sizes
- Ease of assembly



Tubular Handle for Strike-Free Leverage Wrench

Part No.	Description	Weight, lbs.
60024	24" Tubular handle fits wrench Part No. 66632 to 66652 (1"-1 ⁵ / ₈ ") and Part No. 66530 to 66541 (30mm - 41mm)	2.6
60036	36" Tubular handle fits wrench Part No. 66654 to 66699 (1 ¹ / ₁₆ "-3 ¹ / ₈ ") and Part No. 66546 to 66580 (46mm - 80mm)	7.95

Wrenches and handles sold separately.



Assembled strike-free leverage wrench and tubular handle

TORQUE WRENCHES

Gray Tools offers a range of professional quality torque tools in 1/4" to 1" drive. The reliable and trusted product assortment includes micrometer and dial type torque wrenches, torque limiting screwdrivers and torque multipliers.

All Gray Tools torque tools are 100% quality tested at the time of manufacturing and manufactured to the ANSI B107.14 specifications, US Federal Specification GGG-W-686 and ISO Standard 6789. These quality standards ensure the torque accuracy to be within $\pm 3\%$ for micrometer style torque wrenches and 4% accuracy with dial type torque wrenches when the wrench is used within the 20-100% rated capacity.

Factory Calibration

Each torque wrench is calibrated prior to shipment from the factory within tolerance limits of $\pm 3\%$ clockwise (right-handed) accuracy within upper 80% of range. Every torque wrench includes a factory "ticket" confirming each tool has been tested and is within specification before being shipped.

Calibration Certificates

For ISO 9000 and QS 9000 customers, calibration certificates are available for an additional charge. To order tools with the third party calibration certificate simply add "-C" to any of the part numbers seen on pages 187-188.

An annual calibration and a scheduled maintenance program are highly recommended.

Torque Wrench Features	Torquing Guidelines & Suggestions
<ul style="list-style-type: none">• Operate and ratchet in both left and right hand directions.• Maybe used for uncontrolled wrenching as long as torque does not exceed maximum capacity.• Lock ring prevents accidental change of torque setting.• Durable aluminum handle features an easy to grip diamond knurl surface and scratch resistant anodized coating.• Ratchet reverses easily - has positive locking action.• May be used continually at maximum torque capacity.• Mechanism protected from routine contamination.• Wrench made of highest quality heat-treated steel.• Finished with tough, durable chrome nickel plating.• Can be trusted in any automotive, aircraft, marine and industrial applications.	<ul style="list-style-type: none">• NEVER OVERTORQUE !• Do not break fasteners loose.• Do not replace worn parts individually. Replace all the entire contents of the repair kit.• Greater torque accuracy is assured by gripping it properly. Grasp the GRIP, not the SHAFT, and pull smoothly.• Never attempt to turn the GRIP when the LOCK RING is in the "LOCK" position.• Each torque wrench is lubricated before leaving the factory. If it has not been used for some time, it should be operated several times to re-distribute the lubricant within the working mechanism.• Return adjustment to lowest settings after use.• Periodically calibrate at minimum annually• Clean and lubricate ratchet assembly with light oil.

1 Year Limited Warranty

Every torque tool is backed by a one year limited warranty covering any manufacturing defect from original date of purchase. Improper use of these products, including but not limited to the application of excessive force, will effect performance and may result in injury. The warranty does not apply to tools which do not function properly or within specified accuracy because of wear, improper or unreasonable use, and damage not resulting from defect or malfunction, or which have been altered. Calibration is warranted for 90 days. Annual calibration and a scheduled maintenance program are highly recommended.

TORQUE WRENCHES



MFR150HD

Part No.	Drive	Imperial Range	Incr.	Newton Meter Range	Incr.	No. of Teeth	Head Style	Accuracy
MIR150HD	1/4"	20-150 in./lbs.	1	2.8-15.3 Nm	0.12	48	Fixed-head	± 3% CW ± 4% CCW



MIR250HD

Part No.	Drive	Imperial Range	Incr.	Newton Meter Range	Incr.	No. of Teeth	Head Style	Accuracy
MIR250HD	3/8"	30-250 in./lbs.	1	4.0 - 27.7 Nm	0.12	48	Fixed-head	± 3% CW ± 4% CCW
MFR80FL	3/8"	10-80 ft./lbs.	0.5	N/A	N/A	48	Flex-head	± 4% CW ± 6% CCW
MFR100HD	3/8"	10-100 ft./lbs.	0.5	16.9 - 132.2 Nm	0.7	48	Fixed-head	± 3% CW ± 4% CCW



MFR250HD

Part No.	Drive	Imperial Range	Incr.	Newton Meter Range	Incr.	No. of Teeth	Head Style	Accuracy
MFR250HD	1/2"	30-250 ft./lbs.	1	47 - 332 Nm	1.4	32	Fixed-head	± 3% CW ± 4% CCW



MFR600HD

Part No.	Drive	Imperial Range	Incr.	Newton Meter Range	Incr.	No. of Teeth	Head Style	Accuracy
MFR600HD	3/4"	100-600 ft./lbs.	5	169 - 779 Nm	6.8	40	Fixed-head	± 3% CW ± 4% CCW



MFR1000HD

Part No.	Drive	Imperial Range	Incr.	Newton Meter Range	Incr.	No. of Teeth	Head Style	Accuracy
*MFR1000HD	1"	200 - 1000 ft./lbs.	5	305 - 1322 Nm	6.8	30	Fixed-head	± 3% CW ± 4% CCW
**MF2000	1"	300 - 2000 ft./lbs.	10	N/A	N/A	30	Fixed - non ratcheting head	± 3% CW ± 4% CCW

*NOTE: MFR1000HD is supplied with one extension handle and includes a metal storage box.

**NOTE: MF2000 is supplied with two extension handles. Does not include a storage box.

Features:

- Individually serialized with matching factory certificate of calibration traceable to N.I.S.T.
- Accuracy noted above is from 20% to 100% of full scale
- All models have a positive lock with pull down locking ring
- Fast, accurate and easy to set in any industrial workplace
- Easy-to-read scales
- Rugged metal knurled handles
- Quick release button for faster socket retention and removal
- Meets or exceeds ASME B107.14-2004, ISO 6789 standards
- Includes plastic storage case.

TORQUE WRENCHES



81250

Part No.	Drive	Imperial Range	Incr.	Newton Meter Range	Incr.	No. of Teeth	Head Style	Accuracy
81250	1/4"	30 - 250 in./lbs.	1	4 - 28.8 Nm	0.11	36	Fixed-head	± 3% CW ± 4% CCW



82100

Part No.	Drive	Imperial Range	Incr.	Newton Meter Range	Incr.	No. of Teeth	Head Style	Accuracy
82100	3/8"	10 - 100 ft./lbs.	0.5	23.7 - 139 Nm	0.7	36	Fixed-head	± 3% CW ± 4% CCW
82250	3/8"	30 - 250 in./lbs.	1	4 - 28.8 Nm	0.11	36	Fixed-head	± 3% CW ± 4% CCW



83250

Part No.	Drive	Imperial Range	Incr.	Newton Meter Range	Incr.	No. of Teeth	Head Style	Accuracy
83250	1/2"	30 - 250 ft./lbs.	1	47.5 - 345.8 Nm	1.4	36	Fixed-head	± 3% CW ± 4% CCW



84600

Part No.	Drive	Imperial Range	Incr.	Newton Meter Range	Incr.	No. of Teeth	Head Style	Accuracy
84600	3/4"	100 - 600 ft./lbs.	5	169 - 847 Nm	7	24	Fixed-head	± 3% CW ± 4% CCW

Features:

- Individually serialized with matching factory certificate of calibration traceable to N.I.S.T.
- Accuracy noted above is from 20% to 100% of full scale
- Fast, accurate and easy to set in any industrial workplace
- Easy-to-read scales
- Rugged metal knurled handles
- Quick release button for faster socket retention and removal
- Meets or exceeds ASME B107.14-2004, ISO 6789 standards
- Includes plastic storage case.

TORQUE WRENCHES & MULTIPLIERS



scale shown



SM40

Torque Screwdriver - Micrometer Adjustable

Part No.	Capacity in. lbs.	Female Hex	Increments in. lbs.	Length in.	Width in.
SM40	5-40	1/4"	.5	6 1/2"	1.2

Part No.	Capacity in. oz.	Female Hex	Increments in. oz.	Length in.	Width in.
SM100	20-100	1/4"	1	5 1/2"	1.1



DIN75B



DFN250B

Heavy-Duty Dial Type Torque Wrenches

Part No.	Drive	Imperial Range	Incr.	Newton Meter Range	Incr.	Head Style	Accuracy
DFN250B	1/2"	0 - 250 ft./lbs.	5	0 - 350 Nm	10	Fixed-head	± 4% CW ± 4% CCW
DFN50B	3/8"	0 - 50 ft./lbs.	1	0 - 70 Nm	2	Fixed-head	± 4% CW ± 4% CCW
DIN250B	3/8"	0 - 250 in./lbs.	5	0 - 30 Nm	0.5	Fixed-head	± 4% CW ± 4% CCW
DIN600B	3/8"	0 - 600 in./lbs.	10	0 - 70 Nm	2	Fixed-head	± 4% CW ± 4% CCW
DIN75B	1/4"	0 - 75 in./lbs.	5	0 - 9 Nm	0.25	Fixed-head	± 4% CW ± 4% CCW
DFE1000	1"	0 - 1000 ft./lbs.	20	N/A	N/A	Fixed-head	± 4% CW ± 4% CCW

Features:


- Individually serialized with matching factory certificate of calibration traceable to N.I.S.T.
- Accuracy noted above is from 20% to 100% of full scale
- Fast, accurate and easy to set in any industrial workplace
- Large easy-to-read dial
- Meets or exceeds ASME B107.14-2004, ISO 6789 standards
- Includes plastic storage case.



TM2200



TM1200



TM750A

Torque Multipliers

Part No.	Input Drive	Output Drive	Max Input Torque		Max Output Torque		Torque Ratio	Length in. (mm)	Weight With Case lb.	Accuracy	Overload Protection	Anti Backlash
			ft. lb.	(Nm)	ft. lb.	(Nm)						
TM750A	1/2" F	3/4" M	227	303	750	1017	3.3:1	8.6 (218)	4.0	+/- 5%	No	No
TM1200*	1/2" F	3/4" M	200	271	1200	1627	6.0:1	14.1(358)	12.5	+/- 5%	Yes	No
TM2200*	1/2" F	1" M	162	271	2200	2983	13.6:1	19.6 (498)	15.2	+/- 5%	Yes	Yes
TM3200*	1/2" F	1" M	173	235	3200	4339	18.5:1	19.6 (498)	19.9	+/- 5%	Yes	Yes

* Includes Custom Molded Plastic Case

HEX KEYS



The highest standard. Yours.



GRAY TOOLS



FEATURES & BENEFITS

- Made from high quality copper finish S₂ industrial steel.
- Up to 30% more torque than ordinary hex keys.
- Superior durability & performance.
- Available in extra long, long and short in both SAE & Metric.
- Available in hex or ball ends.
- Available in L-design, folding sets and T-handle to suit any application.
- For optimal convenience, size and part number are etched on each key (1/8" & 3mm and larger).

UPC Packaged Hex Keys	192
Individual Hex Keys	193
T-Handle Hex Keys	194
Screwdriver Handle Hex Keys	194
Hex Key Sets	194
Folding Hex Keys	199

HEX KEYS

Industrial Quality Hex Keys

Made of premium S₂ steel delivering superior durability and corrosion resistance.

Premium S₂ steel also results in a hex key that delivers up to 33% more torque than ordinary keys.

Each key's size and part number is permanent etched making finding the right size faster and more convenient (1/8" & 3mm and larger only).

Broad assortment available including; extra long, long and short in both SAE & Metric.

Multiple designs available including traditional hex and ball end for easier access in hard to reach applications.

Loose and sets available; including traditional L-design, folding sets, and T-handle to suit any application.



Individual - Hex Keys UPC Carded

Hex Size	SAE Long Key Part No.	Hex Size	Metric Long Key Part No.
.05"	68200H	1.5mm	68415H
1/16"	68204H	2mm	68402H
5/64"	68205H	2.5mm	68425H
3/32"	68206H	3mm	68403H
7/64"	68207H	4mm	68404H
1/8"	68208H	5mm	68405H
9/64"	68209H	6mm	68406H
5/32"	68210H	8mm	68408H
3/16"	68212H	10mm	68410H
7/32"	68214H	11mm	68411H
1/4"	68216H	12mm	68412H
5/16"	68220H	14mm	68414H
3/8"	68224H	17mm	68417H
7/16"	68228H	19mm	68419H
1/2"	68232H		
9/16"	68236H		
5/8"	68240H		
3/4"	68248H		

Individual - Ball End Hex Keys UPC Carded

Hex Size	SAE Long Key Part No.	Hex Size	Metric Long Key Part No.
.05"	68501H	1.5mm	68915H
1/16"	68504H	2mm	68902H
5/64"	68505H	2.5mm	68925H
3/32"	68506H	3mm	68903H
7/64"	68507H	4mm	68904H
1/8"	68508H	5mm	68905H
9/64"	68509H	6mm	68906H
5/32"	68510H	8mm	68908H
3/16"	68512H	10mm	68910H
7/32"	68514H	11mm	68911H
1/4"	68516H	12mm	68912H
5/16"	68520H	14mm	68914H
3/8"	68524H	17mm	68917H
7/16"	68528H	19mm	68919H
1/2"	68532H		
9/16"	68536H		
5/8"	68540H		
3/4"	68548H		



Individual Hex Keys

Hex Size	SAE Short Key Part No.	SAE Long Key Part No.	SAE Extra Long Key Part No.	Hex Size	Metric Short Key Part No.	Metric Long Key Part No.	Metric Extra Long Key Part No.
.05"	69100	68200	68200XL	1.5mm	69315	68415	68415XL
1/16"	69104	68204	68204XL	2mm	69302	68402	68402XL
5/64"	69105	68205	68205XL	2.5mm	69325	68425	68425XL
3/32"	69106	68206	68206XL	3mm	69303	68403	68403XL
7/64"	69107	68207	68207XL	4mm	69304	68404	68404XL
1/8"	69108	68208	68208XL	5mm	69305	68405	68405XL
9/64"	69109	68209	68209XL	6mm	69306	68406	68406XL
5/32"	69110	68210	68210XL	8mm	69308	68408	68408XL
3/16"	69112	68212	68212XL	10mm	69310	68410	68410XL
7/32"	69114	68214	68214XL	11mm	—	68411	—
1/4"	69116	68216	68216XL	12mm	69312	68412	—
5/16"	69120	68220	68220XL	14mm	69314	68414	—
3/8"	69124	68224	68224XL	17mm	69317	68417	—
7/16"	69128	68228	—	19mm	69319	68419	—
1/2"	69132	68232	—				
9/16"	69136	68236	—				
5/8"	69140	68240	—				
3/4"	69148	68248	—				
7/8"	69152	—	—				
1"	69164	—	—				



Individual - Ball End Hex Keys

Hex Size	SAE Short Key Part No.	SAE Long Key Part No.	SAE Extra Long Key Part No.	Hex Size	Metric Short Key Part No.	Metric Long Key Part No.	Metric Extra Long Key Part No.
.05"	68301	68501	68501XL	1.5mm	68715	68915	68915XL
1/16"	68304	68504	68504XL	2mm	68702	68902	68902XL
5/64"	68305	68505	68505XL	2.5mm	68725	68925	68925XL
3/32"	68306	68506	68506XL	3mm	68703	68903	68903XL
7/64"	68307	68507	68507XL	4mm	68704	68904	68904XL
1/8"	68308	68508	68508XL	5mm	68705	68905	68905XL
9/64"	68309	68509	68509XL	6mm	68706	68906	68906XL
5/32"	68310	68510	68510XL	8mm	68708	68908	68908XL
3/16"	68312	68512	68512XL	10mm	68710	68910	68910XL
7/32"	68314	68514	68514XL	11mm	—	68911	—
1/4"	68316	68516	68516XL	12mm	—	68912	—
5/16"	68320	68520	68520XL	14mm	—	68914	—
3/8"	68324	68524	68524XL	17mm	—	68917	—
7/16"	—	68528	—	19mm	—	68919	—
1/2"	—	68532	—				
9/16"	—	68536	—				
5/8"	—	68540	—				
3/4"	—	68548	—				

* See page 330 for hex key overall lengths.

HEX KEYS



Individual T-handle S₂ Hex Keys SAE & Metric Ball End and Torx®

Ball Hex	SAE Part No.	Blade Length	Ball Hex	Metric Part No.	Torx® Size	Torx® Part No.	Blade Length
5/64"	ST69001	4"	2mm	ST69802	T10	STXS610	4"
3/32"	ST69006	4"	2.5mm	ST69825	T15	STXS615	4"
1/8"	ST69008	4"	3mm	ST69803	T20	STXS620	4"
5/32"	ST69010	4"	4mm	ST69804	T25	STXS625	4"
3/16"	ST69012	4"	5mm	ST69805	T27	STXS627	4"
1/4"	ST69016	4"	6mm	ST69806	T30	STXS630	4"
5/16"	ST69020	4"	8mm	ST69808	T40	STXS640	4"
3/8"	ST69024	6"	10mm	ST69810	T45	STXS645	6"
1/2"	ST69032	6"	12mm	ST69812	T50	STXS650	6"



SAE T-Handle S₂ Hex Keys with Vinyl Grips

Hex Size	Part No.	Blade Length	Overall Length
3/32"	68606	2.56"	4.33"
7/64"	68607	2.75"	4.50"
1/8"	68608	2.95"	4.72"
9/64"	68609	2.95"	4.72"
5/32"	68610	3.35"	5.12"
3/16"	68612	3.94"	5.91"
7/32"	68614	4.33"	6.3"
1/4"	68616	4.72"	6.69"
5/16"	68620	5.83"	7.87"
3/8"	68624	7.01"	9.06"



Metric T-Handle S₂ Hex Keys with Vinyl Grips

Hex Size	Part No.	Blade Length	Overall Length
2mm	67602	55mm	100mm
2.5mm	67625	65mm	110mm
3mm	67603	75mm	120mm
4mm	67604	85mm	130mm
5mm	67605	100mm	150mm
6mm	67606	120mm	170mm
8mm	67608	148mm	200mm
10mm	67610	178mm	230mm



Individual S₂ Hex Screwdrivers SAE & Metric Ball End

Hex Size	SAE Part No.	Hex Size	Metric Part No.	Blade Length
1/16"	SD69504	1.5mm	SD69915	4"
5/64"	SD69505	2mm	SD69902	4"
3/32"	SD69506	2.5mm	SD69925	4"
1/8"	SD69508	3mm	SD69903	4"
5/32"	SD69510	4mm	SD69904	4"
3/16"	SD69512	5mm	SD69905	4"
7/32"	SD69514	5.5mm	SD69955	4"
1/4"	SD69516	6mm	SD69906	4"
5/16"	SD69520	8mm	SD69908	4"
3/8"	SD69524	10mm	SD69910	4"



SCD2009
9 Pieces SAE Ball T-Handle S₂ Hex Key Set

Contains: 5/64", 3/32", 1/8", 5/32", 3/16", 1/4", 5/16", 3/8", 1/2"
Includes metal stand




SCD1009
9 Pieces Metric Ball T-Handle S₂
Hex Key Set

Contains: 2, 2.5, 3, 4, 5, 6, 8, 10, 12mm
 Includes metal stand




SCD3009
9 Pieces Torx® T-Handle S₂
Hex Key Set

Contains: T10, T15, T20, T25, T27, T30, T40, T45, T50
 Includes metal stand



698610
10 Pieces SAE T-Handle Hex Key Set

Contains: 3/32", 7/64", 1/8", 9/64", 5/32", 3/16", 7/32", 1/4", 5/16", 3/8"
 Includes organizer



697608
8 Pieces Metric T-Handle Hex Key Set

Contains: 2, 2.5, 3, 4, 5, 6, 8, 10 mm
 Includes organizer



SCD2010
10 Pieces SAE Screwdriver Ball S₂
Hex Key Set

Contains: 1/16", 5/64", 3/32", 1/8", 5/32", 3/16", 7/32", 1/4", 5/16", 3/8"
 In custom molded tray



SCD1010
10 Pieces Metric Screwdriver Ball S₂
Hex Key Set

Contains: 1.5, 2, 2.5, 3, 4, 5, 5.5, 6, 8, 10mm
 In custom molded tray

HEX KEYS




68809
9 Pieces Metric Short Arm S₂ Hex Key Set

Contains: 1.5, 2, 2.5, 3, 4, 5, 6, 8, 10mm



69712
13 Pieces SAE Short Arm S₂ Hex Key Set

Contains: .050", 1/16", 5/64", 3/32", 7/64", 1/8", 9/64", 5/32", 3/16", 7/32", 1/4", 5/16", 3/8"



698113
13 Pieces SAE Hex Key Ball End Short

Contains: .050", 1/16", 5/64", 3/32", 7/64", 1/8", 9/64", 5/32", 3/16", 7/32", 1/4", 5/16", 3/8"



697109
9 Pieces Metric Hex Key Ball End Short

Contains: 1.5, 2, 2.5, 3, 4, 5, 6, 8, 10mm



69807
7 Pieces Torx® Long Arm S₂ Hex Key Set

Contains: T10, T15, T20, T25, T27, T30, T40



68713
13 Pieces SAE Long Arm S₂ Hex Key Set

Contains: .050", 1/16", 5/64", 3/32", 7/64", 1/8", 9/64", 5/32", 3/16", 7/32", 1/4", 5/16", 3/8"



68709
9 Pieces Metric Long Arm S₂ Hex Key Set

Contains: 1.5, 2, 2.5, 3, 4, 5, 6, 8, 10mm



68913
13 Pieces SAE Long Arm Ball S₂ Hex Key Set

Contains: .050", 1/16", 5/64", 3/32", 7/64", 1/8", 9/64", 5/32", 3/16", 7/32", 1/4", 5/16", 3/8"



68909
9 Pieces Metric Long Arm Ball S₂ Hex Key Set

Contains: 1.5, 2, 2.5, 3, 4, 5, 6, 8, 10mm



68722
22 Pieces SAE & Metric Combination Long Arm Ball S₂ Hex Key Set

Contains: 68913 and 68909

68723
22 Pieces SAE & Metric Combination Long Arm S₂ Hex Key Set

Contains: 68713 and 68709




HEX KEYS



68713XL
13 Pieces SAE Extra Long Arm S₂ Hex Key Set

Contains: .050", 1/16", 5/64", 3/32", 7/64", 1/8", 9/64", 5/32", 3/16", 7/32", 1/4", 5/16", 3/8"



68709XL
9 Pieces Metric Extra Long Arm S₂ Hex Key Set

Contains: 1.5, 2, 2.5, 3, 4, 5, 6, 8, 10mm



68913XL
13 Pieces SAE Extra Long Arm Ball S₂ Hex Key Set

Contains: .050", 1/16", 5/64", 3/32", 7/64", 1/8", 9/64", 5/32", 3/16", 7/32", 1/4", 5/16", 3/8"



68909XL
9 Pieces Metric Extra Long Arm Ball S₂ Hex Key Set

Contains: 1.5, 2, 2.5, 3, 4, 5, 6, 8, 10mm



68913SB*
13 Pieces SAE Stubby Long Arm Ball S₂ Hex Key Set

Contains: .050", 1/16", 5/64", 3/32", 7/64", 1/8", 9/64", 5/32", 3/16", 7/32", 1/4", 5/16", 3/8"



68909SB*
9 Pieces Metric Stubby Long Arm Ball S₂ Hex Key Set

Contains: 1.5, 2, 2.5, 3, 4, 5, 6, 8, 10mm

* Includes mini wrench for extra grip & torque.



69955
5 Pieces SAE Long Folding S₂ Hex Key Set

Contains: 3/16", 7/32", 1/4", 5/16", 3/8"



69959
9 Pieces SAE Long Folding S₂ Hex Key Set

Contains: 5/64", 3/32", 7/64", 1/8", 9/64", 5/32", 3/16", 7/32", 1/4"



69949
9 Pieces SAE Long Ball Folding S₂ Hex Key Set

Contains: 5/64", 3/32", 7/64", 1/8", 9/64", 5/32", 3/16", 7/32", 1/4"



69958
9 Pieces SAE Short Folding S₂ Hex Key Set

Contains: .050", 1/16", 5/64", 3/32", 7/64", 1/8", 9/64", 5/32", 3/16"



69937
7 Pieces Metric Short Folding S₂ Hex Key Set

Contains: 1.5, 2, 2.5, 3, 4, 5, 6mm



69927
7 Pieces Long Torx[®] Folding S₂ Hex Key Set

Contains: T10, T15, T20, T25, T27, T30, T40

HEX KEYS

698115 15 Pieces SAE Short Arm S₂ Hex Key Set

Contains: 0.028", 0.035", 0.5", 1/16", 5/64", 3/32", 1/8", 5/32", 3/16", 1/4", 5/16", 3/8", 1/2", 9/16", 5/8"



698513 13 Pieces SAE Long Arm Ball S₂ Hex Key Set

Contains: 1/16", 5/64", 3/32", 1/8", 5/32", 3/16", 7/32", 1/4", 5/16", 3/8", 1/2", 9/16", 5/8"



698310 10 Pieces SAE Extra Long Arm S₂ Hex Key Set

Contains: 1/8", 5/32", 3/16", 7/32", 1/4", 5/16", 3/8", 1/2", 9/16", 5/8"



697115
15 Pieces Metric Short Arm S₂ Hex Key Set

Contains: 0.7, 0.9, 1.3, 1.5, 2, 2.5, 3, 4, 5, 6, 8, 10, 12, 14, 17mm



697513
13 Pieces Metric Long Arm Ball S₂ Hex Key Set


Contains: 1.5, 2, 2.5, 3, 4, 5, 5.5, 6, 8, 10, 12, 14, 17mm



697310
10 Pieces Metric Extra Long Arm S₂ Hex Key Set

Contains: 3, 4, 5, 6, 7, 8, 10, 12, 14, 17mm

SCREWDRIVERS & NUT DRIVERS



The highest standard. Yours.



GRAY TOOLS



FEATURES & BENEFITS

- Large assortment of screwdriver sizes, lengths and types to accommodate any application.
- All screwdriver tips are precision ground to ensure precise fit.
- Various handle designs to generate maximum torque for the specific application. Designs include comfort grip, insulated and precision handles.
- Screwdriver shanks are made from premium quality materials such as S₂ industrial steel delivering safety from breakage and premature wear.

Slotted Screwdrivers	204
Phillips® Screwdrivers.	205
Square Recess Screwdrivers	206
Torx® Screwdrivers	206
Screw Starters	207
Screwdriver Sets	208
Nut Drivers	214
Screwdriver Bits, Holders & Accessories	215

*Phillips® is a registered trademark of Phillips Screw Co.

*Torx® is a registered trademark of Textron.

SCREWDRIVERS & NUT DRIVERS



Slotted - Precision

Part No.	Blade Length	Overall Length	Tip Size	Shank Size
85820	2 ³ / ₈ "	6 ¹ / ₂ "	5/64"	5/64"
85825	2 ³ / ₈ "	6 ¹ / ₂ "	3/32"	3/32"
85830	2 ³ / ₈ "	6 ¹ / ₂ "	11/64"	11/64"
85835	2 ³ / ₈ "	6 ¹ / ₂ "	9/64"	9/64"
85840	2 ³ / ₈ "	6 ¹ / ₂ "	5/32"	5/32"



Slotted - Round Shank

Part No.	Blade Length	Overall Length	Tip Size	Shank Size
00AA	1"	2 ¹ / ₁₆ "	.015 x 1/8"	1/8"
03	3"	6 ¹ / ₂ "	.035 x 1/4"	1/4"
04	4"	8 ¹ / ₄ "	.035 x 1/4"	1/4"
06	6"	10 ¹ / ₄ "	.042 x 5/16"	5/16"
08	8"	12 ¹ / ₂ "	.05 x 3/8"	3/8"
010	10"	14 ¹ / ₂ "	.05 x 3/8"	3/8"
012	12"	16 ³ / ₄ "	.055 x 1/2"	7/16"



Slotted - Square Shank

Part No.	Blade Length	Overall Length	Tip Size	Shank Size
S03	3"	6 ³ / ₄ "	.037 x 1/4"	1/4"
S04	4"	8 ¹ / ₄ "	.037 x 1/4"	1/4"
S06	6"	10 ¹ / ₄ "	.045 x 5/16"	5/16"
S08	8"	12 ¹ / ₂ "	.053 x 3/8"	3/8"
S010	10"	14 ¹ / ₂ "	.058 x 1/2"	3/8"
S012	12"	16 ³ / ₄ "	.062 x 1/2"	3/8"
S027	18 ¹ / ₂ "	27 ¹ / ₄ "	.070 x 9/16"	3/8"



Slotted - Hex Shank Heavy Duty Comfort Grip

Part No.	Blade Length	Overall Length	Tip Size	Shank Size
86303	4"	7 ⁹ / ₆₄ "	.03 x 5/32"	5/32"
86304	4"	8 ¹ / ₄ "	.04 x 13/64"	13/64"
86306	6"	10 ¹ / ₄ "	.05 x 1/4"	15/64"
86307	7"	11 ¹ / ₄ "	.05 x 5/16"	5/16"
86308	8"	12 ¹ / ₄ "	.08 x 25/64"	5/16"
86406	18"	22 ¹ / ₁₆ "	.05 x 15/64"	15/64"

Full length blade with hex bolster goes through handle to end cap. End cap has tip style etched.



Slotted - Round Shank - Cabinet

Part No.	Blade Length	Overall Length	Tip Size	Shank Size
10603	3"	6 ¹ / ₂ "	.028 x 3/16"	3/16"
10604	4"	8 ¹ / ₄ "	.028 x 3/16"	3/16"
10806	6"	9 ⁷ / ₁₆ "	.031 x 1/4"	1/4"



Slotted - Round Shank - Electrician's

Part No.	Blade Length	Overall Length	Tip Size	Shank Size
30403	3"	6 ¹ / ₂ "	.016 x 1/8"	1/8"
30404	4 ¹ / ₄ "	7 ¹ / ₄ "	.016 x 1/8"	1/8"
30408	8"	11 ¹ / ₂ "	.016 x 1/8"	1/8"
30504	4 ¹ / ₄ "	7 ³ / ₄ "	.020 x 5/32"	5/32"
30506	6"	9 ¹ / ₂ "	.020 x 5/32"	5/32"
30606	6"	9 ¹ / ₂ "	.028 x 3/16"	3/16"
30608	8"	11 ¹ / ₂ "	.028 x 3/16"	3/16"
30612	12"	15 ¹ / ₂ "	.028 x 3/16"	3/16"

SCREWDRIVERS & NUT DRIVERS



Slotted - Stubby Comfort Grip Heavy Duty

Part No.	Blade Length	Overall Length	Tip Size	Shank Size
30801A	1 1/2"	3 1/2"	.031 x 1/4"	1/4"



Slotted - Flexible Blade

Part No.	Blade Length	Overall Length	Tip Width
211	4 1/2"	7 1/2"	3/16"



Phillips® - Precision

Part No.	Blade Length	Overall Length	Tip Size	Shank Size
85800	2 3/8"	6 1/2"	No. 00	3/32"
85810	2 3/8"	6 1/2"	No. 0	11/64"
85801	2 3/8"	6 1/2"	No. 1	5/32"



Phillips® - Round Shank

Part No.	Blade Length	Overall Length	Tip Size	Shank Size
50002	2 3/8"	5 5/16"	No. 0	1/8"
50103	3 1/4"	6 3/4"	No. 1	3/16"
50204	4"	8 1/4"	No. 2	1/4"
50306	6"	10"	No. 3	5/16"
50408	8"	12 1/2"	No. 4	3/8"



Phillips® - Hex Shank Heavy Duty Comfort Grip

Part No.	Blade Length	Overall Length	Tip Size	Shank Size
86430	3"	6 3/8"	No.0	1/8"
86431	3"	7 1/4"	No. 1	13/64"
86441	16"	20 9/32"	No. 1	15/64"
86432	4"	8 1/4"	No. 2	15/64"
86442	18"	22 5/64"	No. 2	15/64"
86433	6"	10 5/8"	No. 3	5/16"



Phillips® - Stubby Comfort Grip Heavy Duty

Part No.	Blade Length	Overall Length	Tip Size	Shank Size
50101A	1 1/2"	3 1/4"	No. 1	3/16"
50201A	1 1/2"	3 1/4"	No. 2	1/4"

Full length blade with hex bolster goes through handle to end cap. End cap has tip style etched.

SCREWDRIVERS & NUT DRIVERS



Square Recess - Extra Long

Part No.	Blade Length	Overall Length	Tip Size	Shank Size	Handle Colour
RB221	6 1/4"	10 3/4"	No. 1	5/16"	Green
RB321	7 3/4"	12 1/2"	No. 1	5/16"	Green
RB222	6 1/4"	10 3/4"	No. 2	5/16"	Red
RB223	6 1/4"	10 3/4"	No. 3	5/16"	Black
RB224	6 1/4"	10 3/4"	No. 4	5/16"	Black



Square Recess - Hex Shank Heavy Duty Comfort Grip

Part No.	Blade Length	Overall Length	Tip Size	Shank Size	Handle Colour
86510	4"	8 1/4"	No. 0	3/16"	Yellow
86501	4"	8 1/4"	No. 1	1/4"	Green
86521	16"	20 9/32"	No. 1	15/64"	Green
86502	4"	8 1/4"	No. 2	1/4"	Red
86522	16"	20 9/32"	No. 2	15/64"	Red
86503	4"	8 1/4"	No. 3	1/4"	Black

Full length blade with hex bolster goes through handle to end cap.
End cap has tip style etched.



Square Recess - Stubby Comfort Grip Heavy Duty

Part No.	Blade Length	Overall Length	Tip Size	Shank Size	Handle Colour
RB120A	1 1/2"	4"	No. 0	1/4"	Yellow
RB121A	1 1/2"	4"	No. 1	1/4"	Green
RB122A	1 1/2"	4"	No. 2	1/4"	Red
RB123A	1 1/2"	4"	No. 3	1/4"	Black



Torx® - Precision

Part No.	Blade Length	Overall Length	Tip Size	Shank Size
TXS805	1 1/2"	6 1/2"	T5	5/64"
TXS806	1 1/2"	6 1/2"	T6	5/64"
TXS807	1 1/2"	6 1/2"	T7	3/32"
TXS808	1 1/2"	6 1/2"	T8	3/32"
TXS809	1 1/2"	6 1/2"	T9	1/8"
TXS810	2 3/8"	6 1/2"	T10	1/8"
TXS815	2 3/8"	6 1/2"	T15	1/8"
TXS820	2 3/8"	6 1/2"	T20	5/32"



Torx® - Hex Shank Heavy Duty Comfort Grip

Part No.	Blade Length	Overall Length	Tip Size	Shank Size
TXS608A	4"	8"	T8	3/16"
TXS610A	4"	8"	T10	3/16"
TXS615A	4"	8"	T15	3/16"
TXS620A	4"	8"	T20	1/4"
TXS625A	4"	8"	T25	1/4"
TXS627A	4"	8"	T27	1/4"
TXS630A	4"	8"	T30	1/4"

SCREWDRIVERS & NUT DRIVERS



Screw Starters - Slotted

Part No.	Type	Overall Length
125	Aluminum	2 1/2"
127	Aluminum	5"
129	Aluminum	9"



Screw Starters - Slotted - Nylon

Part No.	Type	Overall Length
NH2	Nylon	2 1/2"
NH6	Nylon	6"
NH9	Nylon	9"



Screw Starters - Phillips

Part No.	Type	Overall Length
P175	Aluminum	5"
P177	Aluminum	7"
P179	Aluminum	9"



Pocket Screwdriver with Clip


Part No.	Description	Blade Length	Overall Length
92460	Pocket clip type	3"	5 1/2"



Scratch Awl

Part No.	Description	Blade Length	Overall Length
91425A	Scratch awl	4"	7 3/4"

SCREWDRIVERS & NUT DRIVERS



SCD4
4 Pieces Slotted Round Shank Set

Part No.	Description	Overall Length
03	Slotted	6 1/2"
04	Slotted	8 1/4"
06	Slotted	10 1/4"
08	Slotted	12 1/2"



SCD104
4 Pieces Slotted Workshop Set

Part No.	Description	Overall Length
10603	Slotted	6 1/2"
10604	Slotted	8 1/4"
10806	Slotted	9 7/16"
30606	Slotted	10"



SCD06
6 Pieces Slotted Set

Part No.	Description	Overall Length
04	Slotted	8 1/4"
06	Slotted	10 1/4"
08	Slotted	12 1/2"
010	Slotted	14 1/2"
10604	Slotted	8 1/4"
30801A	Slotted Stubby	3 1/2"

SCREWDRIVERS & NUT DRIVERS

SCD12 12 Pieces Slotted Set

Part No.	Description	Overall Length
04	Slotted	8 1/4"
06	Slotted	10 1/4"
08	Slotted	12 1/2"
010	Slotted	14 1/2"
012	Slotted	16 3/4"
10603	Slotted	6 1/2"
30506	Slotted	9 1/2"
30408	Slotted	11 1/2"
30612	Slotted	15 1/2"
30801A	Slotted Stubby	3 1/2"
127	Screw Starter	5"
92460	Pocket Clip Type	4 3/4"



SCD506 6 Pieces Phillips® Set

Part No.	Description	Overall Length
50101A	Phillips® Stubby No. 1	3 1/4"
50201A	Phillips® Stubby No. 2	3 1/4"
50103	Phillips® No. 1	6 3/4"
50204	Phillips® No. 2	8 1/4"
50306	Phillips® No. 3	10"
50408	Phillips® No. 4	12 1/2"

SCD3A 3 Pieces Square Recess Set

Part No.	Description	Overall Length
RB221	Square Recess No. 1	10 3/4"
RB222	Square Recess No. 2	10 3/4"
RB223	Square Recess No. 3	10 3/4"



SCREWDRIVERS & NUT DRIVERS



5693A
4 Pieces Square Recess Set

Part No.	Description	Overall Length
86510	Square Recess No. 0	7 ³ / ₈ "
86501	Square Recess No. 1	8"
86502	Square Recess No. 2	8"
86503	Square Recess No. 3	8"



5694A
5 Pieces Square Recess Set

Part No.	Description	Overall Length
RB121A	Square Recess Stubby No. 1	3 ¹ / ₄ "
RB122A	Square Recess Stubby No. 2	3 ¹ / ₄ "
86501	Square Recess No. 1	8 ¹ / ₄ "
86502	Square Recess No. 2	8 ¹ / ₄ "
86503	Square Recess No. 3	8 ¹ / ₄ "



TXS7A
7 Pieces Torx® Set

Part No.	Description	Overall Length
TXS608A	Torx® - T8	8"
TXS610A	Torx® - T10	8"
TXS615A	Torx® - T15	8"
TXS620A	Torx® - T20	8"
TXS625A	Torx® - T25	8"
TXS627A	Torx® - T27	8"
TXS630A	Torx® - T30	8"

SCREWDRIVERS & NUT DRIVERS

SCD6 6 Pieces Assorted Set

Part No.	Description	Overall Length
04	Slotted	8 ¹ / ₄ "
06	Slotted	10 ¹ / ₄ "
50103	Phillips® No. 1	6 ³ / ₄ "
50204	Phillips® No. 2	8 ¹ / ₄ "
RB221	Square Recess No. 1	10 ³ / ₄ "
RB222	Square Recess No. 2	10 ³ / ₄ "



SCD7 7 Pieces Assorted Set

Part No.	Description	Overall Length
04	Slotted	8 ¹ / ₄ "
06	Slotted	10 ¹ / ₄ "
08	Slotted	12 ¹ / ₂ "
50103	Phillips® No. 1	6 ³ / ₄ "
50204	Phillips® No. 2	8 ¹ / ₄ "
RB221	Square Recess No. 1	10 ³ / ₄ "
RB222	Square Recess No. 2	10 ³ / ₄ "

87005 5 Pieces Assorted Extra Long Blade Set

Part No.	Description	Overall Length
86521	Square Recess No. 1	20 ⁹ / ₃₂ "
86522	Square Recess No. 2	20 ⁹ / ₃₂ "
86441	Phillips® No. 1	20 ⁹ / ₃₂ "
86442	Phillips® No. 2	22 ⁵ / ₆₄ "
86406	Slotted	22 ⁵ / ₆₄ "



SCREWDRIVERS & NUT DRIVERS



86007
7 Pieces Assorted Screwdriver Set

Part No.	Description	Overall Length
86304	Slotted	8¼"
86306	Slotted	10¼"
86307	Slotted	11¼"
86431	Phillips® No. 1	7¼"
86432	Phillips® No. 2	8¼"
86501	Square Recess No. 1	8¼"
86502	Square Recess No. 2	8¼"

Includes molded tray



85908A
8 Pieces Assorted Set

Part No.	Description	Overall Length
03	Slotted	6½"
04	Slotted	8¼"
06	Slotted	10¼"
08	Slotted	12½"
50103	Phillips No. 1	6¾"
50204	Phillips No. 2	8¼"
RB221	Square Recess No. 1	10¾"
RB222	Square Recess No. 2	10¾"

Includes molded tray



86009
9 Pieces Assorted Screwdriver Set

Part No.	Description	Overall Length
86304	Slotted	8¼"
86306	Slotted	10¼"
86307	Slotted	11¼"
86308	Slotted	12¼"
86431	Phillips® No. 1	7¼"
86432	Phillips® No. 2	8¼"
86433	Phillips® No. 3	10⅝"
86501	Square Recess No. 1	8¼"
86502	Square Recess No. 2	8¼"

Includes molded tray

SCREWDRIVERS & NUT DRIVERS



86980 8 Pieces Precision Screwdriver Set

Part No.	Description	Overall Length
85800	Phillips No. 00	6 1/2"
85810	Phillips No. 0	6 1/2"
85801	Phillips No. 1	6 1/2"
85820	Slotted	6 1/2"
85825	Slotted	6 1/2"
85830	Slotted	6 1/2"
85835	Slotted	6 1/2"
85840	Slotted	6 1/2"

Includes storage case.



TXS800 8 Pieces Precision Torx® Screwdriver Set

Part No.	Description	Overall Length
TXS805	Torx® - T5	6 1/2"
TXS806	Torx® - T6	6 1/2"
TXS807	Torx® - T7	6 1/2"
TXS808	Torx® - T8	6 1/2"
TXS809	Torx® - T9	6 1/2"
TXS810	Torx® - T10	6 1/2"
TXS815	Torx® - T15	6 1/2"
TXS820	Torx® - T20	6 1/2"

Includes storage case.

86029 32 Pieces Gearless Screwdriver Set

Set includes:

Slotted #: 3, 4, 5, 6 & 7 Square Recess #: 1, 2 & 3
 Phillips® #: 0, 1, 2 & 3 Pozidriv® #: 1, 2 & 3
 Hex #: 2, 2.5, 3, 4 & 5 2.5" bit holder
 Torx® #: 8, 9, 10, 15, 20, 25, 27, 30, 40

Includes storage case.



SCREWDRIVERS & NUT DRIVERS



Nut Drivers - SAE

6 Point Part No.	Hex Opening	Overall Length	Colour Code
CH06	3/16"	6 5/8"	Black
CH08	1/4"	6 5/8"	Red
CH10	5/16"	6 5/8"	Amber
CH11	11/32"	6 5/8"	Green
CH12	3/8"	6 5/8"	Blue
CH14	7/16"	7"	Brown
CH16	1/2"	7"	Red

*Feature hollow shank blades



Nut Drivers - Metric

6 Point Part No.	Hex Opening	Overall Length	Colour Code
CH05M	5mm	6 1/2"	Amber
CH06M	6mm	6 1/2"	Amber
CH07M	7mm	6 1/2"	Amber
CH08M	8mm	6 1/2"	Amber
CH09M	9mm	6 1/2"	Amber
CH10M	10mm	6 1/2"	Amber
CH11M	11mm	6 1/2"	Amber



CHS7A 7 Pieces SAE Nut Driver Set

Contains: 3/16", 1/4", 5/16", 11/32", 3/8", 7/16", 1/2"



CHS7MA 7 Pieces Metric Nut Driver Set

Contains: 5, 6, 7, 8, 9, 10, 11mm

SCREWDRIVERS & NUT DRIVERS

1/4" Shank Magnetic Nutsetters

Part No.	Size	Length
76924	1/4"	15/8"
76925	5/16"	15/8"
76926	3/8"	15/8"
76927	7/16"	15/8"
76934	1/4"	29/16"
76935	5/16"	29/16"
76936	3/8"	29/16"
76937	7/16"	29/16"



1/4" Shank Universal Magnetic Bit Holders

Part No.	Size	Length
79102A	1/4" Hex	2"
79103A	1/4" Hex	3"
79106A	1/4" Hex	6"



1/4" Shank Magnetic Bit Holders With Quick Release

Part No.	Size	Length
79203	1/4" Hex	3"



1/4" Shank Deep Non-Magnetic Nutsetters

Part No.	Size	Length
76954	1/4"	3"
76955	5/16"	3"
76956	3/8"	3"
76957	7/16"	3"



Magnetic Bit Holder

Part No.	Hex	Length
BH10014	1/4"	8"

SCREWDRIVER BITS

1/4" Hex Shank



Slotted

SLOTTED	Size	Overall Length		
		1"	1 15/16"	3"
.032 # 4	76114A	76124A	76134A	
.036 # 5	76115A	76125A	76135A	
.040 # 6	76116A	76126A	76136A	
.046 # 8	76118A	76128A	76138A	
.050 #10	—	—	76139A	
.050 #10	76110A	76120A	—	



Square Recess

SQUARE RECESS	Square Size	Overall Length			
		1"	1 15/16"	2 3/4"	4"
# 0	76210A	76220A	—	—	—
# 1	76211A	76221A	76231A	76241A	76261A
# 2	76212A	76222A	76232A	76242A	76262A
# 3	76213A	76223A	76233A	76243A	76263A



Phillips and Phillips-ACR®

PHILLIPS®	Size	Overall Length			
		1"	1 15/16"	2 3/4"	4"
# 1	76311A	76321A	76331A	76341A	76361A
# 2	76312A	76322A	76332A	76342A	76362A
# 3	76313A	76323A	76333A	76343A	76363A
# 1 Reduced	76391A	—	—	—	—
# 2 Reduced	76392A	—	—	—	—
# 1 ACR	—	76421	—	—	—
# 2 ACR	76412	76422	—	—	—
# 3 ACR	—	76423	—	—	—



Pozidriv®

POZIDRIV®	Square Size	Overall Length		
		1"	1 15/16"	2 3/4"
#1	76511A	—	—	—
#2	76512A	—	—	—
#3	76513A	—	—	—



Torx®

TORX®	Size	Overall Length		Overall Length 1"	TAMPER RESISTANT
		1 1/4"	1 15/16"		
T6	77106A	—	77206A	—	
T7	77107A	—	77207A	78107	
T8	77108A	—	77208A	78108	
T9	77109A	—	77209A	78109	
T10	77110A	—	77210A	78110T	
T15	77115A	—	77215A	78115T	
T20	77120A	—	77220A	78120T	
T25	77125A	—	77225A	78125T	
T27	77127A	—	77227A	78127T	
T30	77130A	*77130A	77230A	78130T	
T40	77140A	*77140A	—	78140T	
T45	—	*77345A	—	—	
T50	—	*77350A	—	—	
T55	—	*77355A	—	—	
T60	—	*77960	—	—	



Torx®
Tamper Resistant

* Have a 15/16" shank.



Hex Bit

HEX	SAE Size	Overall Length 1"	Metric Size	Overall Length 1"
1/16	76612A	2.5 mm	76712.5A	
3/32	76613A	3 mm	76713A	
7/64	76613.5A	4 mm	76714A	
1/8	76614A	5 mm	76715A	
9/64	76614.5A	6 mm	76716A	
5/32	76615A	7 mm	76717A	
3/16	76616A	8 mm	76718A	
7/32	76617A	—	—	



88036 36 Pieces Colour Insert Bit Set With Metal Case

Set includes:

Hex: 1/8", 3/16", 5/32", 7/32", 9/64", 2mm, 3mm, 4mm, 5mm, 6mm

Phillips® #: 1 (3), 2 (5), 3 (2)

Square recess #: 0 (1), 1 (2), 2 (5), 3 (2)

Slotted #: 4, 5, 6, 8, 10

Magnetic bit holder with forward quick release

Includes metal case.



86029 32 Pieces Gearless Screwdriver Set

Set includes:

Slotted #: 3, 4, 5, 6 & 7

Square Recess #: 1, 2 & 3

Phillips® #: 0, 1, 2 & 3

Pozidriv® #: 1, 2 & 3

Hex #: 2, 2.5, 3, 4 & 5

2.5" bit holder

Torx® #: 8, 9, 10, 15, 20, 25, 27, 30, 40

Includes storage case.



IMD307KA 8 Pieces 1/2" Dr. SAE Impact Hex Bit Insert Sets

Part No.	Description	Overall Length
78320	5/16" hex bit	1 5/8"
78324	3/8" hex bit	1 5/8"
78328	7/16" hex bit	1 5/8"
78332	1/2" hex bit	1 5/8"
78336	9/16" hex bit	1 5/8"
78340	5/8" hex bit	1 5/8"
78348	3/4" hex bit	1 5/8"
IMD407	1/2" drive (7/16" hex) impact driver socket	
69108	1/8" short hex key	



IMD308KM 9 Pieces 1/2" Dr. Metric Impact Hex Bit Insert Sets

Part No.	Description	Overall Length
79608	8 mm hex bit	41.5mm
79610	10 mm hex bit	41.5mm
79612	12 mm hex bit	41.5mm
79613	13 mm hex bit	41.5mm
79614	14 mm hex bit	41.5mm
79615	15 mm hex bit	41.5mm
79617	17 mm hex bit	41.5mm
79619	19 mm hex bit	41.5mm
IMD407	1/2" drive (7/16" hex) impact driver socket	
69108	1/8" short hex key	

FEATURES

- Quickly and easily change between sizes.
- Black industrial finish.
- Small and compact set.

PLIERS, SNIPS & CUTTERS



The highest standard. Yours.



GRAY TOOLS



FEATURES & BENEFITS

- Professional industrial grade quality.
- Large assortment of pliers including side cutting, slip joint, locking, cutting and retaining ring designed for the demands of the professional user.
- Cutting pliers are designed to make quick and comfortable cuts in a variety of materials.
- Retaining ring pliers offer easy and reliable installation and removal of retaining rings.
- Wire strippers/crimpers make working with wires easy and hassle free. The stay sharp edges ensure a clean cut every time.
- Pliers and cutters are drop forged & specially heat treated offering maximum tool life.

Cutting Pliers	220
Mini Cutting Pliers	223
Slip Joint Pliers	224
Snips & Cutters	225
Bolt Cutters	227
Specialty & Automotive Pliers	227
Wire Strippers, Cutters & Crimpers	229
Retaining Ring Pliers	232

PLIERS, SNIPS & CUTTERS



Spring loaded

Side Cutting - Flush Cut (for plastic) - Vinyl Grips

Part No.	Overall Length	Jaw Length	Weight lbs.
B206	6"	3/4"	0.30
B207	7 1/2"	1"	0.50



Side Cutting - Heavy Duty - Vinyl Grips

Part No.	Overall Length	Jaw Length	Weight lbs.
B245B	5 3/4"	3/4"	0.320
B246B	7"	3/4"	0.496
B247B	8"	3/4"	0.551
B249	10"	1"	0.84



Side Cutting - Diamond Slim Nose - Vinyl Grips

Part No.	Overall Length	Jaw Length	Weight lbs.
B240B	5 1/4"	3/4"	0.331
B241B	6 1/2"	7/8"	0.419
B243B	7 1/2"	1"	0.529



Needle Nose Long Slim - Vinyl Grips

Part No.	Overall Length	Jaw Length	Tip Thickness	Weight lbs.
B281A	6"	2 1/8"	1/8"	0.13

Slim body design and needle nose slips into tight spaces to let you get a grip on small-gauge wire for bending, looping and twisting.

Needle Nose 45° Curved with Cutter - Vinyl Grips

Part No.	Overall Length	Jaw Length	Weight lbs.
B238B	6 1/4"	2"	0.276
B239B	7 7/8"	2 3/4"	0.364



PLIERS, SNIPS & CUTTERS



Needle Nose Straight Cutter - Vinyl Grips

Part No.	Overall Length	Jaw Length	Weight lbs.
B230B	5¾"	1½"	0.242
B231B	6¼"	2"	0.276
B232B	8"	2¾"	0.364



End Cutting - Vinyl Grips

Part No.	Overall Length	Jaw Length	Weight lbs.
B255B	6¼"	¼"	0.408
B258B	8"	¾"	0.793



End Cutting - Vinyl Grips Long Reach

Part No.	Overall Length	Jaw Length	Weight lbs.
B253	10"	1"	0.981



Lineman's Combination with Cutter - Vinyl Grips

Part No.	Overall Length	Jaw Length	Weight lbs.
B210B	6¼"	1"	0.408
B212B	7"	1¼"	0.496
B214B	8"	1¾"	0.628
B218B	9"	1⅝"	0.782



Crimping Pliers - Vinyl Grips

Part No.	Overall Length	Jaw Length	AWG	Weight lbs.
B260B	5¾"	¾"	25-15	0.287
B261B	7"	1⅜"	25-5	0.551

Ideal for crimping terminals and connectors for stranded cables with vinyl or rubber insulation.



Long Reach Heavy Duty Pliers

Part No.	Description	Overall Length
82001	30° offset diagonal cutter	11"
82002	Straight, 2" serrated jaw, needle nose	11½"
82003	Bent, 2" serrated jaw, needle nose	11½"

PLIERS, SNIPS & CUTTERS



B4PLS
4 Pieces General Maintenance Pliers Set

Contains: B6A, B210B, B245B, B231B



B5PLS
5 Pieces Pliers Master Set

Contains: B8A, B45-10A, B214B, B246B, B232B



81303
3 Pieces Long Reach Heavy Duty Plier Set

Contains: 82001, 82002, 82003



Lineman's High Leverage with Comfort Grip

Part No.	Overall Length	Jaw Length
82004	8 1/2"	1 1/4"



Side Cutting High Leverage with Comfort Grip

Part No.	Overall Length	Jaw Length
82005	7 1/2"	1 1/2"



Needle Nose High Leverage with Comfort Grip

Part No.	Overall Length	Jaw Length
82006	9"	2"

PLIERS, SNIPS & CUTTERS



83303 3 Pieces High Leverage Plier Set

Contains: 82004, 82005, 82006
Includes Vinyl Zipper Carrying Case



Spring loaded

Slim Nose Cutters - Vinyl Grips

Part No.	Overall Length	Jaw Length	Cut	Head Style
B291A	4 1/4"	1/2"	Semi-Flush	Tapered

Normal cutter, very slim tapered jaws, for cutting soft and steel wire.



Spring loaded

Round Nose Cutters - Vinyl Grips

Part No.	Overall Length	Jaw Length	Cut	Head Style
B285A	4 1/4"	1/2"	True-Flush	Oval

Standard jaws for cutting steel and soft wire.



Spring loaded

End Cutting Nippers - Vinyl Grips

Part No.	Overall Length	Jaw Length	Cut	Head Style
B292A	4"	1/4"	Flush	Rounded

With flush cutter only for soft wire applications.



Spring loaded

Flat Nose - Vinyl Grips

Part No.	Overall Length	Jaw Length	Tip Thickness	Tip Width	Head Style
B274A	4 1/2"	1 1/16"	5/64"	9/64"	Flat



B295A

Flat Nose/Duck Bill - Vinyl Grips

Part No.	Overall Length	Description	Jaw Length
B295A	8"	Duck Bill	1 3/8"
B224A	6 1/2"	Flat Nose	2

PLIERS, SNIPS & CUTTERS



Slip Joint - Vinyl Grips

Part No.	Overall Length	Jaw Length	Capacity
B6A	6 1/2"	1/4"	1"
B8A	8"	1/2"	1 1/4"
B10A	10"	3/4"	1 1/2"



Tongue & Groove Slip Joint - Vinyl Grips

Part No.	Overall Length	Jaw Length	Capacity
B45-7A	7 3/4"	1"	3/4"
B45-10A	10 1/4"	1 1/4"	1 1/2"
B45-12A	12 1/2"	1 1/2"	2 5/8"
B45-16A	16 1/2"	2"	4 1/4"
B45-20	20"	3"	5 1/2"



Water Pump - Vinyl Grips

Part No.	Overall Length	Jaw Length	Capacity
258A	10 1/4"	1 1/2"	2 1/8"



Ignition Slip Joint - Vinyl Grips

Part No.	Overall Length	Jaw Length	Capacity
518A	5"	1/2"	3/4"

No. 1013S
3 Pieces Aviation Snips - Colour Coded Vinyl Grips

Part No.	Overall Length	Cut	Cuts	Grip Colour
101S	9¾"	1½"	Straight	Yellow
101L	9¾"	1¾"	Left	Red
101R	9¾"	1¾"	Right	Green

Carded



Offset Aviation Snips - Colour Coded Vinyl Grips

Part No.	Overall Length	Cut	Cuts	Grip Colour
110	9¾"	1½"	Right & Straight	Green
111	9¾"	1½"	Left & Straight	Red



Aviation Snip - Notching Shear with Vinyl Hand-guard Grips

Part No.	Overall Length	Cut	Cuts	Grip Colour
102	9"	7/8"	Straight	Yellow



Offset Longcut Snip

Part No.	Overall Length	Cut	Cuts	Grip Colour
111L	10½"	2¾"	Straight	Red



Long Nose Aviation Snip With Vinyl Grips

Part No.	Overall Length	Cut	Cutting Capacity
84201A	11½"	3"	20 ga. Cold Rolled Steel 24 ga. Stainless Steel

PLIERS, SNIPS & CUTTERS



Straight Pattern - Bulldog with Vinyl Grips

Part No.	Overall Length	Cut
S416A	16"	2 1/2"



Lightweight Magnesium Snip

Part No.	Cut	Cutting Capacity	Overall Length	Replacement Blade Kit
81200	3 1/2"	22 ga. Cold Rolled 26 ga. Stainless Steel	13"	81201



Straight Pattern with Vinyl Grips

Part No.	Overall Length	Cut
S47A	7"	1 1/2"
S410A	10"	2 1/4"
S412A	12 1/2"	3"



Combination Circle Pattern - Duckbill

Part No.	Overall Length	Cut
77DA	7"	1 3/4"
107DA	10"	2 1/2"
127DA	12 1/2"	3"



Cable Cutter with Vinyl Grips

Part No.	Description	Overall Length
B204A	For cutting battery cables and other soft metal cables. Cuts 4/0 aluminum and up to 4/0 soft copper.	9 1/2"



Light Metal Wire-cutting Shears

Part No.	Overall Length	Cut
B49	6 1/2"	1 1/4"



Heavy Duty Bolt Cutters with Forged Handle

Part No.	Overall Length	Cutting Capacity		Replacement Cutters
		Medium RC31	Hard RC48	
BC114	14"	9/32"	7/32"	BC114-CUT
BC118	18"	5/16"	1/4"	BC118-CUT
BC124	24"	3/8"	5/16"	BC124-CUT
BC130	30"	1/2"	3/8"	BC130-CUT
BC136	36"	5/8"	15/32"	BC136-CUT

FEATURES

- Heavy duty drop forged handles.
- Drop forged jaws, machined to precise specifications.
- Compound action providing higher leverage and less effort to cut.
- Dual adjustments realigns cutting edges accurately.



Bolt Cutters

Part No.	Overall Length	Cutting Capacity		Replacement Cutters
		Soft RC15	Medium RC31	
68814	14"	9/32"	7/32"	68814-CUT
68818	18"	5/16"	1/4"	68818-CUT
68824	24"	3/8"	5/16"	68824-CUT
68830	30"	1/2"	3/8"	68830-CUT
68836	36"	11/16"	7/16"	68836-CUT

FEATURES

- All steel tubular handles with rubber grips.
- Drop forged alloy tool steel jaws with precision ground cutting edges for maximum wear resistance.
- Toggle joint transforms 50 pounds of hand pressure to 4,000 pounds of pressure on cutting edges of jaws.
- Screw-type adjustment realigns cutting edges.



Fencing Plier and Staple Puller w/Vinyl Grips

Part No.	Description	Overall Length
B200	One side of the dual-function head has a corrugated hammer for driving staples, the other has a sharp point for pulling staples.	11"



Hand Seamer

Part No.	Overall Length	Jam Width	Throat Depth
535	7 ³ / ₄ "	3 ¹ / ₂ "	1"

Heavy Duty Rivet Gun

Part No.	Overall Length	Weight, lbs.
B200R	10"	1 ¹ / ₄

FEATURES

- Precision design and manufacturing prevents pin rotation, which can cause elongation of the engaging holes and premature tool failure.
- Includes four mounted nosepieces: (3/32", 1/8", 5/32" and 3/16") and service wrench.
- Sets up to 3/16" stainless steel rivets.



Riveting Capacity			
◆ ● ■	◆ ● ■	◆ ● ■	◆ ● ■
2.4mm	3.0mm	4.0mm	4.8mm
3/32"	3.2mm	5/32"	5.0mm
	1/8"		3/16"
◆ Aluminum	● Steel	■ Stainless Steel	

PLIERS, SNIPS & CUTTERS



Hose Pinch Off Tool with Vinyl Grips

Part No.	Description	Overall Length
89855	Squeeze shut non-wire reinforced hose up to 1 1/4" O.D. Once you clamp them onto the hose their automatic locking ratchet holds jaws in place. 2 1/2" jaws swivel for parallel clamping and positive shutoff.	9 1/4"
89856	Same as above with 2 1/2" O.D. capacity.	14"



Insulated Spark Plug Boot Plier w/Vinyl Grips

Part No.	Description	Overall Length
89824	45° offset jaws. Vinyl coated jaws and handles assure gripping ability. For use on automotive type ignition systems.	9 1/2"



Brake Spring Plier - Cadmium Plated

Part No.	Description	Overall Length
525	Curved jaw clears edge of break shoe, bringing it into close alignment with center line of spring. Thin hooked jaw slips easily under spring. Bendix socket on one handle fits over anchor pin and lug and lifts off anchor springs. Other handle has shovel for replacing anchor pin springs.	13"

Federal Spec. U.S. GGG-P-00474



Angle Nose Battery Pliers with Vinyl Grips

Part No.	Description	Overall Length
522A	Jaws offset 30° for better leverage. Rounded nose protects battery from damage.	7 1/2"



Mobe Heater Hose Clamp Plier

Part No.	Description	Overall Length
860	Removes or replaces all spring wire hose clamps. Deep slotted jaws swivel 180° and lock in 3 different positions. For new style hose clamps found on GM, Ford, VW, BMW, Toyota, Volvo and Audi.	9"



Corbin Heater Hose Clamp Plier

Part No.	Description	Overall Length
875	Removes or replaces all spring wire hose clamps. Deep slotted jaws swivel 180° and lock in 3 different positions.	9"



Wire Cutter/Stripper

Part No.	Description	Overall Length
B120	Wire-Cutter Stripper with Lock AWG 20, 18, 16, 14, 12, 10. .8, 1.0, 1.3, 1.6, 2.0, 2.6 mm	6"



Wire Cutter/Stripper

Part No.	Description	Overall Length
B140	Stripper-Cutter No. 16, 18, 20, 22, 24, 26 AWG .40, .50, .65, .80, 1.0, 1.3 mm	6"



Wire Cutter/Stripper

Part No.	Description	Overall Length
B141	Stripper-Cutter No. 22, 24, 26, 28, 30 AWG .25, .32, .40, .50, .65 mm	6"



Electrical/Electronic 5-in-1 Tool

Part No.	Description	Overall Length
B121	Stripper, Crimper, Bolt Cutter 8 1/4" Strips: 22-20/18/16/14/12/10 AWG Crimps: Insulated and Non-Insulated: 22-14, 12-10 AWG Non-Insulated Auto 7 and 8 mm Bolt Cutter: 4-40/6-32/8-32/10-32/10-24 inches	9 1/2"



Stripper/Crimping Tool

Part No.	Description	Overall Length
B122	Stripper, Crimper, Bolt Cutter Strips: 20/18/16/14/12/10 AWG .8/1.0/1.3/1.6/2.0/2.6mm Crimps: Insulated and Non-Insulated: 22-14, 12-10 AWG Non-Insulated Auto 7 and 8 mm Bolt Cutter: 6-32/8-32/10-32/inches 3.5/4.0 /5.0 mm	9 1/2"

PLIERS, SNIPS & CUTTERS




Strripper/Cutter

Part No.	Description	Overall Length
B123	<p>Stripper, Crimper, Bolt Cutter</p> <p>Strips: 22-20/18/16/14/12/10 AWG</p> <p>Crimps: Insulated and Non-Insulated: 22-14, 12-10 AWG</p> <p>Non-Insulated Auto 7 and 8 mm</p> <p>Bolt Cutter: 4-40/6-32/8-32/10-32/10-24 inches</p>	8 1/2"



Strripper/Cutter

Part No.	Description	Overall Length
B124	<p>Stripper, Crimper, Bolt Cutter</p> <p>Strips: 16/14/12 AWG</p> <p>Crimps: Insulated: 22-14, 12-10 AWG</p> <p>Non-Insulated: Auto 7 and 8 mm</p> <p>Bolt Cutter: 4-40/6-32/8-32/10-32/10-24 inches</p>	7 3/4"



Coax Cable Plier

Part No.	Description	Overall Length
B153	<p>Stripper, Crimper & Cutter for RG6 and RG59 coax cable.</p> <p>Curved cutting blade cuts cleanly and easily with 25% less effort.</p>	8 1/2"



Strripper/Cutter Plier

Part No.	Description	Overall Length
B155	<p>Stripper & Cutter</p> <p>10-18 Solid</p> <p>12-20 Stranded</p> <p>Cuts 6-32 and 8-32 bolts</p> <p>Locks protecting cutting and stripping edges when stored.</p> <p>Ergonomic handle design</p>	7 1/4"

PLIERS, SNIPS & CUTTERS



Heavy Duty Multi-purpose Plier

Part No.	Description	Overall Length
B125	Stripper, Crimper Strips: 18/16/14/12/10 AWG Crimps: Insulated: 18/16/14/12/10 AWG Non-Insulated: Auto 7 and 8 mm Automotive Ignition, Distributor, Spark Plug Terminals	9¾"



Romex® Plier Stripper/Cutter

Part No.	Description	Overall Length
B177	Stripper-Cutter for NM-B cable and AWG conductor wire.	7¾"



“V” Stripper/Cutter with Cushion Grips

Part No.	Description	Overall Length
B142	Strip and Cut: solid and stranded wire sizes, 20-10 (AWG) Track adjustment for setting strip size	5"



“V” Standard Stripper/Cutter with Cushion Grips

Part No.	Description	Overall Length
B143	Strip and Cut: solid and stranded wire sizes, 20-10 (AWG) Track adjustment for setting strip size Automatic return spring Slide lock	5"



Reversible Wire Twister Plier with Cutters

Part No.	Description
82606A	6" Wire Twister - Three tools in one: Cutter, Wire Twister and Pliers
82609A	9" Automatic Wire Twister For use on aircraft engines, vacuum pumps, hydraulic pumps, etc



Replacement Safety Wire

Part No.	Description
82632	One pound dispenser of .032" diameter safety wire (366 ft. - Stainless) with belt loop holder.

PLIERS, SNIPS & CUTTERS

B111 12 Pieces Retaining Ring Plier Set - Convertible Internal/External - Fixed Tip

Contains:

B106, B126, B136, B107, B127,
B137, B108, B128, B138, B109,
B129, B139

Includes Plastic Case

Features

- Professional industrial quality.
- Converts from internal to external or vice versa, when pivot switch is moved to adjacent tapped hole.
- Fixed tips are precision formed and hardened for accurate fit and long wear.
- Large cushioned grips.
- Meets ergonomic criteria.
- Engineered to reduce fatigue.



Convertible Fixed Tip - Internal/External

Part No.	Overall Length	Tip Angle	Tip Dia.	Shaft Dia.	Bore Dia.	RETAINING RING SERIES			
						Anderton	Industrial	Truarc	Dash No.
B106	6"	0°	.038	.250 - .672"	—	1400,1401	3100, 3101	5100,5101	-25 thru -66
B126	6"	45°	.038	.500 - .781" .125 - .250"	—	1408 1440	4100 7100	5108 5555	-50 thru -78 -12 thru -56
B136	6"	90°	.038	— —	.375 - .562" .750 - 1.00"	N1300 1308	3000 4000	N5000 4000	-37 thru -56 -75 thru -100
B107	6"	0°	.047	.687 - .875" .812 - 1.00" .312, .375"	— — —	1400,1401 1408 1440	3100, 3101 4100 7100	5100,5101 5108 5555	-68 thru -87 -81 thru -100 .31, -37
B127	6"	45°	.047	— —	.625 - 1.023" 1.00 - 1.023"	N1300,N1301 N1302	3000, 3001 —	N5000,N5001 N5002	-62 thru -102 -100 thru -102
B137	6"	90°	.047	—	1.06 - 1.375"	N1308	4000	5008	-106 thru -137
B108	7¼"	0°	.070	.938 - 1.438" 1.00 - 1.438" 1.062 - 2.00"	— — —	1400,1401 — 1408	3100, 3101 — 4100	5100,5101 5102 5108	-93 thru -143 — -106 thru -200
B128	7¼"	45°	.070	.438 - .750" 1.062 - 2.00"	— —	1440 1408	7100 4100	5555 5108	-43 thru -75 -106 thru -20
B138	7¼"	90°	.070	— —	1.062 - 1.75" 1.438 - 2.00"	N1300,N1301 N1302 N1308	3000,3001 4000	N5000,N5001 N5002 5008	-106 thru -175 -143 thru -200
B109	9¼"	0°	.090	1.50 - 3.50" 1.50 - 1.75"	— —	1400 1401	3100 3101	5100,5102 5101	-150 thru -350 -150 thru -175
B129	9¼"	45°	.090	2.156 - 3.25"	—	1408	4100	5108	-215 thru -325
B139	9¼"	90°	.090	2.156 - 3.25" —	1.1812 - 3.00" 2.062 - 3.00"	N1300,N1302 N1308	3000 4000	N5000,N5002 5008	-181 thru -300 -206 thru -300

Federal Spec. U.S. GGG-P-480E ANSI B10719

83306

6 Pieces Convertible Retaining Ring Plier Set

Set Contains:

B116C, B117C, B118C, B136C, B137C, B138C

Includes Plastic Case




Convertible Retaining Ring Pliers

Part No.	Overall Length	Tip Angle	Tip Sizes	Shaft/Bore Diameter
B116C	6"	18°	.038"	1/8" - 1/4"
B117C	6"	18°	.047"	5/16" - 3/8"
B118C	7 1/2"	18°	.070"	1 1/16" - 2"
B136C	6"	90°	.038"	1/8" - 1/4"
B137C	6"	90°	.047"	5/16" - 3/8"
B138C	7"	90°	.070"	1 1/16" - 2"

Features:

- Converts from internal to external or vice versa in seconds.
- Fixed tips are precision formed and hardened for accurate fit and long wear.
- Large cushion grips.
- Pliers are spring loaded to reduce fatigue.
- Quick adjustment knob allows user to switch from internal. to external without removing or tightening screws.



Spring loaded

82408A

Internal & External Convertible Snap Ring Pliers

Part No.	Overall Length	Shaft/Bore Diameter	Tip Angle	Tip Sizes
83408	8"	1/4" - 2"	Straight	.038", .047" .070"
			90°	.038", .047"

Replacement tip kit no. 82708

PLIERS, SNIPS & CUTTERS



Fixed Tip Industrial with Vinyl Grips

Part No.	Overall Length	Type	Tip Angle	Tip Sizes	Bore Dia.
B106I	5½"	Internal	Straight	.038"	.375 - 1.023"
B126I	5½"	Internal	45°	.038"	.750 - 1.375"
B108I	6½"	Internal	Straight	.070"	1.062 - 1.750" 1.437 - 2"
B109I	9"	Internal	Straight	.090"	1.812 - 3.5"



Fixed Tip Industrial with Vinyl Grips

Part No.	Overall Length	Type	Tip Angle	Tip Sizes	Bore Dia.
B106E	6¼"	External	Straight	.038"	.125 - 1"
B136E	6"	External	90°	.038"	.125 - 1"
B108E	7"	External	Straight	.070"	.312 - 2"



Heavy Duty Industrial with Vinyl Grips

Part No.	Overall Length	Type
B114	8¼"	Fixed Horseshoe-shaped Tips For all standard applications



Heavy Duty Industrial with Vinyl Grips

Part No.	Overall Length	Type
B115	8¼"	Fixed Straight Tips For use where large rings have close tolerances

83903 3 Piece Internal & External Snap Ring Plier Set

Set consists of: 83406, 83408, 83410
Includes Plastic Case

Part No.	Overall Length	Shaft/Bore Dia.	Tip Angle	Tip Sizes	Replacement Tip Kit No.
83406	6"	Internal: 1/4" - 1" External: 1/8" - 1"	Straight 90°	.023", .036", .047" (.6mm, .9mm, 1.2mm) .036", .047" (.9mm, 1.2mm)	82706
83408	8"	Internal: 3/8" - 2" External: 1/4" - 2"	Straight 90°	.036", .047", .070" (.9mm, 1.2mm, 1.8mm) .036", .047" (.9mm, 1.2mm)	82708
83410	10"	Internal: 1 13/16" - 4" External: 1 1/2" - 4"	15° 90°	.090", .108", .120" (2.3mm, 2.7mm, 3.0mm) .090", .108", .120" (2.3mm, 2.7mm, 3.0mm)	82710



B110 2 Pieces Heavy Duty Retaining Ring Pliers Set Internal/External w/Interchangeable Tips

Set consists of: 2 Pliers: B112, B113, & 2 tip sets B116, B117
Includes Plastic Case



PLIERS, SNIPS & CUTTERS



Tip Kits for Heavy Duty Retaining Ring Pliers

Tip kit Part No.	Tip Angle (1 pair of each)	Tips Size	For Plier Part No.
B116	Straight, 15°, 45°, 90°	.108"	B112/B113
B117	Straight, 15°, 45°, 90°	.120"	B112/B113
B118	15°, 45° 45°, 90°	.108" .120"	B112/B113



Heavy Duty Internal & External Retaining Ring Pliers with Spring Ratchet Lock Assembly

Part No.	Overall Length	Shaft/Bore Diameter
B112	Internal 9 1/2"	27/16" - 4"
B113	External 9 1/2"	1 1/2" - 3 11/32"

Note: Tips not included. See above.



Heavy Duty Retaining Ring Pliers with Straight Tips

Part No.	OAL	Type	Tip Size	Replacement Tips
82515	16"	Internal Large Straight	.120"	82416
82516	16"	External Large Straight	.120"	82416

Range capacity 3 1/2" to 6 1/2" tips included.



Heavy Duty Retaining Ring Pliers with Straight Tips

Part No.	OAL	Type	Tip Size	Replacement Tips
82519	19"	External Extra Large Straight	.170"	82419

Range capacity 6 1/2" to 10 1/2" tips included.



Heavy Duty Retaining Ring Pliers with Straight Tips

Part No.	OAL	Type	Tip Size	Replacement Tips
82529	29"	Internal Extra Large Straight	.150"	82429

Range capacity 6 1/2" to 10 1/2" tips included.



B103 3 Pieces Internal and External Retaining Ring Plier Set with Replaceable Tips

Contains: B100, B101, B104
Includes Plastic Case



82987 Internal-External Retaining Ring Tool for Extra Large Retaining Rings

Range	Tip Angle	Tips Size (1 pair of each)	Tip Kit No.
Internal 3½" - 7"	20°	.120", .150", .180",	82720
External 3½" - 7"	72°	.120", .150", .180",	82790

Custom Molded Plastic Case

Features

- 12 point broached jaw holes for positive tip control and accurate tip alignment.
- Dependable solid jaws.
- Precision joint pivot.
- Automatic lock.



Internal and External Retaining Ring Pliers with Replaceable Tips

Part No.	Overall Length	Shaft/Bore Diameter
B100	External 7½"	1/4" - 2"
B101	Internal 7½"	3/8" - 2"

Note: Both B100 and B101 come with 4 pairs of tips.



Tip Kits for for Retaining Ring Pliers

Tip Kit	Tip Angle	Tip Sizes	Colour
B104	STRAIGHT	0.047	Silver
		0.070	Gold
	90 degree	0.039	Black
	44 degree	0.047	Silver

LOCKING TOOLS

Grip-on[®]

The New Standard In Locking Tools

Epoxy resin coating is 10 times more corrosion resistant than nickel and provides superior resistance to welding spatter.



Improved design reduces the gap between lever and handle protecting the spring from accidental damage.

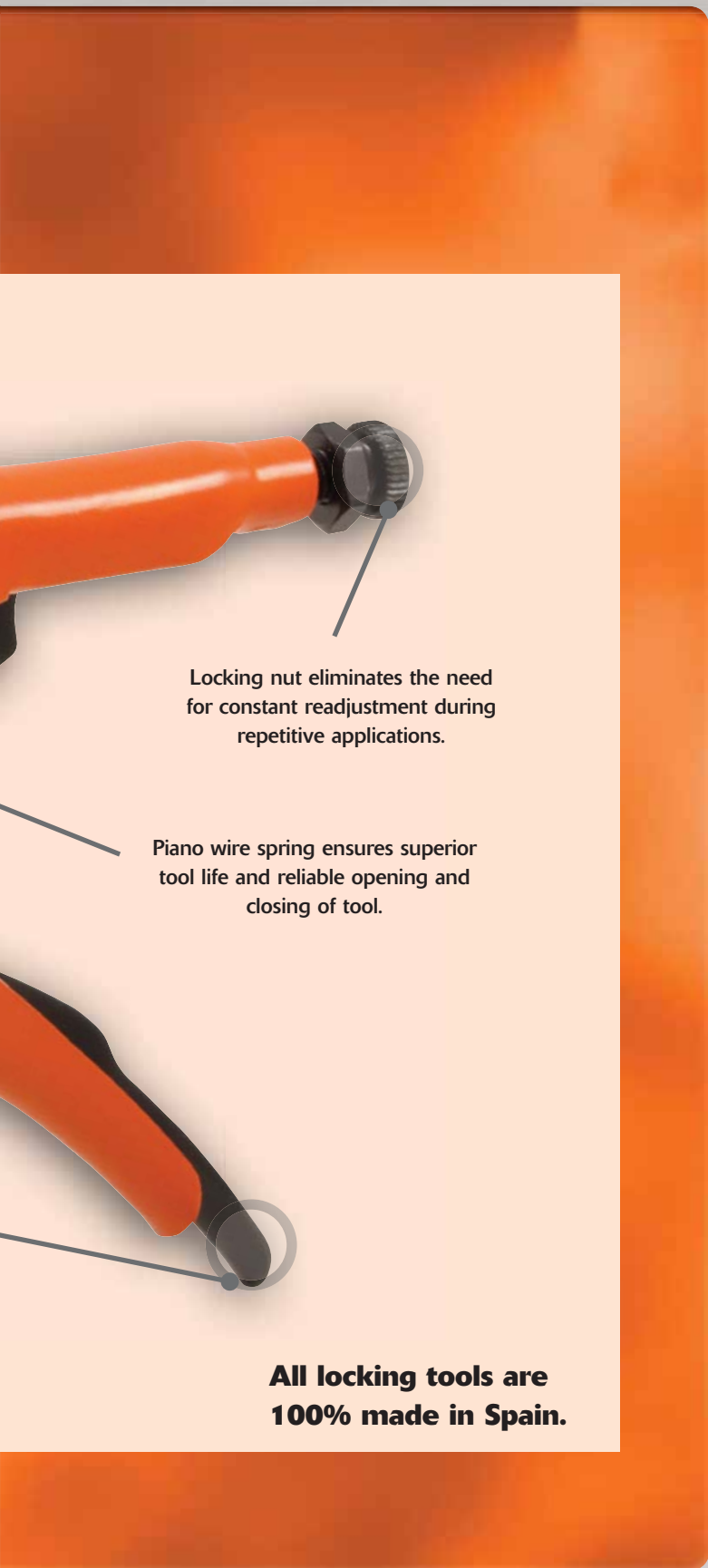
No pinch easy release lever eliminates painful accidental pinching of hands and fingers
Drop Forged Jaws ensure long term durability.

Grip-on	Ordinary Locking Pliers
No Pinch Release Lever	Ordinary Release Lever
Epoxy Resin Coating	Nickel Finish
Locking Nut	-
Piano Wire Spring	Ordinary Steel Spring
Top Jaw Connected by 2 Rivets	-
Made in Spain	Made in China

The highest standard. Yours.



GRAY TOOLS



Locking nut eliminates the need for constant readjustment during repetitive applications.

Piano wire spring ensures superior tool life and reliable opening and closing of tool.

All locking tools are 100% made in Spain.

Grip-on. The New Standard in Locking Tools

Grip-on manufactures the widest and most modern range of locking tools worldwide to meet the growing demands of automotive, maintenance and general welding professionals. Here are some reasons why the Grip-on pliers are a superior alternative to ordinary locking pliers:

- A specialist in locking tools. Grip-on focuses all its resources on offering a superior quality product, a more complete assortment, a variety of styles, and exceptional post sale service.
- A dedication to locking tool innovation. Grip-on offers some unique and innovative products designed to increase efficiency and user comfort such as Ergo-Grip, Micro-Grip (the world's smallest locking tools) and Groovy Grip.
- An obsession with quality. All Grip-on locking tools are manufactured in Spain from the finest raw materials, a decentralized production system in mini-factories and 100% quality control.
- A leader. Grip-on is Europe's largest and most trusted manufacturer of locking tools that continually raises the bar in terms of quality and design.

Locking Pliers	240
Locking Clamps.	241
Locking Pipe Cutters	243
Specialty Locking Tools.	244
Accessories	245

LOCKING TOOLS



Locking Pliers - Curved Jaws

Part No.	Overall Length	Weight lbs.	Max. Jaw Opening
111-05	5"	0.40	1 1/8"
111-07	7"	0.82	1 7/8"
111-10	10"	1.32	2 7/16"
111-12	12"	1.96	2 15/16"

The narrow, large opening curved jaws provide a firm grip on all round shapes.



Locking Pliers - Curved Jaws with Wire Cutter

Part No.	Overall Length	Weight lbs.	Max. Jaw Opening
121-05	5"	0.40	1 1/8"
121-07F	7"	0.82	1 7/8"
121-10F	10"	1.32	2 7/16"
121-12	12"	1.96	2 15/16"

The functionality of regular curved jaws with added convenience of a wire cutter.



Locking Pliers - Straight Jaws

Part No.	Overall Length	Weight lbs.	Max. Jaw Opening
112-05	5"	0.42	1 1/8"
112-07	7"	0.86	1 7/8"
112-10	10"	1.39	2 7/16"

Straight jaws provide firm grip on all flat shapes.



Locking Pliers - Omnium Grip

Part No.	Overall Length	Weight lbs.	Max. Jaw Opening
131-07	7"	0.90	1 9/16"
131-10	10"	1.39	2 5/16"
131-12	12"	1.50	2 5/16"

The versatile jaw configuration provide secure gripping on round, flat and large objects.

Locking Pliers - Groovy Grip

Part No.	Overall Length	Weight lbs.	Max. Jaw Opening
122-07	7"	0.82	1 1/8"
122-10	10"	1.30	1 11/16"
122-12	12"	1.79	2 15/16"

Broad surface of both jaws clamps flat workpieces with maximum contact. Convex jaws clear small obstacles.



Locking Pliers-Parallel Jaws

Part No.	Overall Length	Weight lbs.	Max. Jaw Opening
123-10	10"	1.32	1 1/16"

The knurled swivel pad on mobile jaw provides firm grip and allows parallel clamping even on tapered work pieces.



Locking Pliers-Long Nose

Part No.	Overall Length	Weight lbs.	Max. Jaw Opening
127F06	6"	0.42	2 1/8"
127F10	10"	0.88	2 3/4"
127-12	12"	1.06	5 1/16"

Long slim jaw design is helpful when holding, placing or extracting pieces in recessed spaces.

Locking Pliers-Bent Long Nose

Part No.	Overall Length	Weight lbs.	Max. Jaw Opening
127B06	6"	0.42	2 1/8"
127B10	10"	0.88	2 3/4"
127B12	12"	1.01	5 1/16"

Ergonomic 35° tip allows greater access into difficult to reach areas.



Locking C-Clamps

Part No.	Overall Length	Weight lbs.	Max. Jaw Opening
124-06	6"	0.53	2 5/16"
124-12	12"	1.96	3 15/16"
124-18	18"	2.87	10 3/16"

Wide jaw profile provides great versatility in clamping large objects.



Locking Aluminium Alloy C-Clamp

Part No.	Overall Length	Weight lbs.	Max. Jaw Opening
144-12	12"	1.48	3 1/2"

Aircraft aluminium alloy jaws provide greater comfort and easier handling for the intensive user.

LOCKING TOOLS



Locking C-Clamp with Swivel Pads

Part No.	Overall Length	Weight lbs.	Max. Jaw Opening
224-06	6"	0.60	1 ¹⁵ / ₁₆ "
224-12	12"	2.16	3 ¹ / ₈ "
224-14	14"	2.71	4 ⁷ / ₈ "
224-18	18"	3.22	9 ⁷ / ₁₆ "

Two knurled swivel pads allow non-slip parallel clamping on tapered surfaces without any damage to the piece.



Locking C-Clamp with Self Leveling Jaw

Part No.	Overall Length	Weight lbs.	Max. Jaw Opening
233-10	10"	1.41	1 ¹¹ / ₁₆ "
233-12	12"	1.74	3 ¹⁵ / ₁₆ "

Two knurled swivel pads allow full contact of tips for firm, non-slip grip even on tapered surfaces. Narrow jaw profile fits in areas where regular C-clamps cannot.



Locking U-Clamps

Part No.	Overall Length	Weight lbs.	Max. Jaw Opening
125-09	9"	1.52	2 ¹⁵ / ₁₆ "
125-12	12"	2.12	3 ¹ / ₂ "

U-Shaped jaw profile permits the clamping of adjacent joints while offering full accessibility when welding.



Locking Pipe Clamp

Part No.	Overall Length	Weight lbs.	Max. Jaw Opening
126-12	12"	2.12	Ø90mm

The jaw profile allows secure clamping of two adjacent rounded sections and ensures perfect accessibility when welding.



Locking Sheet Metal Clamp

Part No.	Overall Length	Weight lbs.	Max. Jaw Opening
128-08	8"	1.15	1 ¹¹ / ₁₆ "

Wide jaw profile allows powerful grip on large thin surfaces. Great for bending, forming and crimping sheet metal without hand gripping effort.



Locking Pinch Off Tool

Part No.	Overall Length	Weight lbs.	Max. Jaw Opening
129-07	7"	0.86	9 ¹ / ₁₆ "

Smooth blunt jaw design allows the tool to be used as an instant shut off valve and stop fluid loss.



Locking Hose Clamp

Part No.	Overall Length	Weight lbs.	Max. Jaw Opening
139-10	10"	0.84	1 1/8"

Long rounded jaws allows instant pinch-off of hoses without serration.



Plugweld Locking Pliers

Part No.	Overall Length	Weight lbs.	Max. Jaw Opening
137-09	9"	1.12	1 9/16"

Copper alloy knurled swivel pad prevents burn through when plug welding thin sheet metal. U-shaped mobile jaw provides even pressure around.



Locking Long Reach Clamp

Part No.	Overall Length	Weight lbs.	Max. Jaw Opening
134-20	20"	3.75	10 1/4"

Large capacity jaw profile allows for clamping around large sections.



Locking Chain Clamps

Part No.	Overall Length	Weight lbs.	Max. Jaw Opening	Replacement Chain Part No.
181-10	10"	1.98	6 1/4"	CAD-181
181-12	12"	2.51	6 1/4"	CAD-181

15" long flexible heavy-duty chain adjusts quickly around any shape providing a secure hold even in hard to reach areas.



Locking Chain Pipe Cutter

Part No.	Overall Length	Weight lbs.	Max. Jaw Opening	Replacement Chain Part No.
182-10	10"	1.76	2 15/16"	CAD-182
182-12	12"	2.25	2 15/16"	CAD-182

15" long chain with 13 alloy steel cutting wheels cuts thin wall pipes (stainless steel, cooper, PVC) with up to 0.10" wall thickness by simply ratcheting.



Locking Chain Pipe Cutter-Heavy Duty

Part No.	Overall Length	Weight lbs.	Max. Jaw Opening	Replacement Chain Part No.
186-12	12"	2.76	4 1/2"	CAD-186

15" long chain with 15 alloy steel cutting wheels cuts through galvanized steel, stainless steel, cooper, PVC, aluminum of up to 0.2" wall thickness by simply ratcheting


LOCKING TOOLS



Ergogrip Long Nose Locking Pliers

Part No.	Overall Length	Weight lbs.	Max. Jaw Opening
727-08	8"	0.83	1 1/16"

Unique 70° angled design keeps wrist straight, reducing strain and fatigue.



Microgrip Locking Pliers

Part No.	Overall Length	Weight lbs.	Max. Jaw Opening
MG2K	3 9/16"	0.26	7/16"



HK-SET4 4 Pieces Hands Free Locking Grip Set

Set Includes:

- 10" Locking Plier - Omnium Grip x 2
- Hands Free Locking Plier Holder x 2



GK-SET5 5 Pieces General Grip Set

Set Includes:

- 10" Locking Plier - Omnium Grip
- 10" Locking Plier - Curved Jaws
- 10" Locking Plier - Hose Clamp
- 7" Locking Plier - Omnium Grip
- 5" Locking Plier - Curved Jaws

Includes Pouch



WK-SET5-89
5 Pieces Welding Set

Set Includes:

- 6" Locking Plier - Long Nose
- 9" Locking Plier - Plugweld
- 10" Locking Plier - Omnium Grip
- 12" Locking Plier - Aluminum Alloy C-Clamp
- Micro Grip Locking Plier

Includes Pouch



BK-SET5-89
5 Pieces General Service Set

Set Includes:

- 10" Locking Plier - Straight Jaws
- 10" Locking Plier - Curved Jaws
- 7" Locking Plier - Curved Jaws W/ Wire Cutter
- 6" Locking Plier - Long Nose
- 5" Locking Plier - Curved Jaws

Includes Pouch



1010
Hands Free Locking Plier Holder



1075
Double Hands Free Locking Plier Holder



SO-5-NE

SO-7-NE

SO-10-NE

Hands Free Clip for 5", 7", 10" Locking Pliers



PAD137
Replacement Pads for 137-09

PUNCHES & CHISELS



The highest standard. Yours.



GRAY TOOLS



FEATURES & BENEFITS

- All punches and chisels are made from the highest quality materials for maximum tool life.
- Every punch and chisel is specially heat treated to provide a hard long lasting working end and a softer striking end to avoid chipping.
- Each punch and chisel has a highly polished and lacquered working end with a royal blue painted shank.
- Available in a wide variety of lengths, cutting widths and styles to suit any application.
- Designed to work on even the toughest metals.

Pin Punches	248
Pilot Punches	248
Aligning Punches	248
Centre Punches	249
Taper Punches	249
Prick Punches	249
Brass Drift Punches	250
Flat Chisels	251
Cape Chisels	251
Diamond Point Chisels	251
Round Nose Chisels	251
Rivet Buster Chisel	251
Punch & Chisel Sets	252

PUNCHES



Pin Punches - Regular Length

Part No.	Pin Dia. In.	Body in.	Length in.	Weight lbs.
C28C	1/16	1/4	4	.06
C28B	3/32	5/16	4 3/4	.07
C28	1/8	5/16	4 3/4	.08
C28A	5/32	5/16	5	.08
C29	3/16	3/8	5 1/4	.12
C29A	7/32	3/8	6	.14
C30	1/4	3/8	6 1/4	.16
C31	5/16	7/16	6 1/2	.23
C31A	3/8	1/2	8	.41
C31C	1/2	3/4	10	1.11



Pin Punches - Long Length

Part No.	Pin Dia. In.	Body in.	Length in.	Weight lbs.
C290	1/8	5/16	8	.11
C291	5/32	5/16	8	.11
C292	3/16	3/8	8	.17
C293	7/32	3/8	8	.18
C294	1/4	3/8	8	.19
C295	5/16	7/16	8	.28
C296	3/8	1/2	8	.37



Pilot Punches

Part No.	Pin Dia. In.	Body in.	Length in.	Weight lbs.
C500	1/16	3/16	2 3/4	.01
C501	5/64	3/16	3 1/4	.02
C502	3/32	3/16	3 1/2	.02
C503	1/8	1/4	4	.03
C504	5/32	1/4	4 1/2	.05
C505	3/16	3/8	4 1/2	.08
C506	7/32	3/8	5	.10
C507	1/4	7/16	5 1/2	.13
C508	5/16	7/16	6	.17
C509	3/8	1/2	6	.28
C510	7/16	5/8	6	.30
C511	1/2	5/8	6	.39



Long Aligning Punches

Part No.	Pin Dia. In.	Body in.	Length in.	Weight lbs.
8385	1/4	3/4	18	1.7
8386	3/16	5/8	15	1.0
8388	7/16	7/8	18	3.0



Centre Punches

Part No.	Tip Dia. In.	Body in.	Length in.	Weight lbs.
C33A	3/32	1/4	4	.07
C33	1/8	5/16	5	.09
C34	1/8	3/8	5 1/4	.15
C35	3/16	1/2	6	.28
C35A	3/16	1/2	7	.33



Taper Punches (Starter)

Part No.	Pin Dia. In.	Body in.	Length in.	Weight lbs.
C21	1/16	5/16	5 3/8	.09
C22	3/32	5/16	5 9/16	.09
C23	1/8	3/8	5 3/4	.14
C23A	5/32	3/8	6	.16
C24	3/16	3/8	6 3/16	.17
C27	1/4	3/8	6 11/16	.20
C27A	5/16	1/2	7	.36



Long Taper Punches (Starter)

Part No.	Pin Dia. In.	Body in.	Length in.	Weight lbs.
C25A	1/8	5/16	8	.15
C25	5/32	3/8	8	.22
C26	3/16	7/16	9	.33
C26A	7/32	1/2	9	.42
C50	1/4	1/2	9 1/2	.47
C51	5/16	1/2	9 1/2	.50
C52	3/8	1/2	9 1/2	.52



Prick Punch

Part No.	Tip Dia. In.	Body in.	Length in.	Weight lbs.
C32	1/8	3/8	5	.12

Specs: CGSB 39-GP-44a. ANSI/HTI B209.1-1991.

Think Safety - Punches that have “mushroomed” on striking end should be ground or filed to original shape to avoid chipping.

PUNCHES



Brass Drift Punches

Part No.	Dia. in.	Length in.	Weight lbs.
CBR6	3/8	6	.20
CBR7	1/2	7	.42
CBR8	3/4	8	1.1



Brass Pin Punch

Part No.	Pin Dia. in.	Body in.	Length in.	Weight lbs.
CB30	3/8	1/2	6	.10



Brass Taper Punch

Part No.	Pin Dia. in.	Body in.	Length in.	Weight lbs.
CB27	1/4	1/2	6	.20



No. C2BDS 2 Pieces Brass Drift Punch Set

Part No.	Description	Dia., in.
CBR7	Brass Drift Punch	1/2
CBR8	Brass Drift Punch	3/4

Includes Pouch
Weight: 1.52 lbs.



No. C5BDS 5 Pieces Brass Punch Set

Part No.	Description	Size, in.
CB27	Brass Taper Punch	1/4
CB30	Brass Pin Punch	3/8
CBR6	Brass Drift Punch	3/8
CBR7	Brass Drift Punch	1/2
CBR8	Brass Drift Punch	3/4

Includes Pouch
Weight: 2.05 lbs.



Flat Chisels

Part No.	Cut In.	Body in.	Length in.	Weight lbs.
C1	1/4	3/16	4 1/2	.04
C1A	5/16	1/4	5	.07
C2A	3/8	1/4	5 1/4	.10
C2	1/2	3/8	5 1/2	.17
C3	5/8	1/2	6	.33
C4	3/4	5/8	6 1/2	.53
C5	7/8	3/4	7 1/2	.92
C6	1	7/8	7 3/4	1.4
C7	1 1/8	1	8 1/2	1.4



Long Flat Chisels

Part No.	Cut In.	Body in.	Length in.	Weight lbs.
C9	3/4	5/8	12	1.0
C10	7/8	3/4	14	1.8
C14	1	7/8	18	3.0



Cape Chisels

Part No.	Cut In.	Body in.	Length in.	Weight lbs.
C12	1/4	1/2	6 1/4	.29
C13	3/8	5/8	7	.48



Diamond Point Chisels

Part No.	Cut In.	Body in.	Length in.	Weight lbs.
C15A	1/8	5/16	5	.10
C15	1/4	1/2	6 1/2	.34
C16	3/8	5/8	7	.55



Round Nose Chisels

Part No.	Cut In.	Body in.	Length in.	Weight lbs.
C18	1/4	1/2	6 1/4	.29
C19	3/8	5/8	7	.51



Rivet Buster Chisel

Part No.	Cut In.	Body in.	Length in.	Weight lbs.
C36	7/8	3/4	12	1.47

Specs: CGSB 39-GP-43a. ANSI/HTI B209.1-1991.



CAUTION

Hammer head diameter should be no more than 3/8" larger than head of chisel or punch. Always wear safety goggles.

PUNCHES



C508PPS
8 Pieces Pilot Punch Set

Part No.	Description	Size, in.
C500	Pilot Punch	1/16
C501	Pilot Punch	5/64
C502	Pilot Punch	3/32
C503	Pilot Punch	1/8
C504	Pilot Punch	5/32
C505	Pilot Punch	3/16
C506	Pilot Punch	7/32
C507	Pilot Punch	1/4

Includes Pouch
Weight: 0.75 lbs.



C7PPS
7 Pieces Pin Punch Set

Part No.	Description	Size, in.
C28	Pin Punch	1/8
C28A	Pin Punch	5/32
C28B	Pin Punch	3/32
C29	Pin Punch	3/16
C30	Pin Punch	1/4
C28C	Pin Punch	1/16
C29A	Pin Punch	7/32

Includes Pouch
Weight: 0.75 lbs.



C5PPS
5 Pieces Pin Punch Set

Part No.	Description	Size, in.
C28	Pin Punch	1/8
C28A	Pin Punch	5/32
C28B	Pin Punch	3/32
C29	Pin Punch	3/16
C30	Pin Punch	1/4

Includes Pouch
Weight: 0.6 lbs.



C5LPPS
5 Pieces Pin Punch - Long Length Set

Part No.	Description	Size, in.
C290	Pin Punch	1/8
C291	Pin Punch	5/32
C292	Pin Punch	3/16
C293	Pin Punch	7/32
C294	Pin Punch	1/4

Includes Pouch
Weight: 0.76 lbs.



C5TPS
5 Pieces Taper Punch Set

Part No.	Description	Size, in.
C22	Taper Punch	3/32
C23	Taper Punch	1/8
C23A	Taper Punch	5/32
C24	Taper Punch	3/16
C27	Taper Punch	1/4

Includes Pouch
Weight: 0.8 lbs.



C10PS
10 Pieces Pin/Taper Punch Set

Part No.	Description	Size, in.
C22	Taper Punch	3/32
C23	Taper Punch	1/8
C23A	Taper Punch	5/32
C24	Taper Punch	3/16
C27	Taper Punch	1/4
C28	Pin Punch	1/8
C28A	Pin Punch	5/32
C28B	Pin Punch	3/32
C29	Pin Punch	3/16
C30	Pin Punch	1/4

Includes plastic tray.
Weight: 1.4 lbs.



C45LR
5 Pieces Flat Chisel Set

Part No.	Description	Size, in.
C2	Flat Chisel	1/2
C3	Flat Chisel	5/8
C4	Flat Chisel	3/4
C5	Flat Chisel	7/8
C6	Flat Chisel	1

Includes Pouch
Weight: 3.2 lbs.



C49LR
5 Pieces Punch & Chisel Set

Part No.	Description	Size, in.
C2	Flat Chisel	1/2
C4	Flat Chisel	3/4
C28	Pin Punch	1/8
C29	Pin Punch	3/16
C34	Centre Punch	3/8

Includes Pouch
Weight: 1.0 lbs.



C6LR
6 Pieces Punch & Chisel Set

Part No.	Description	Size, in.
C2	Flat Chisel	1/2
C3	Flat Chisel	5/8
C28	Pin Punch	1/8
C29	Pin Punch	3/16
C30	Pin Punch	1/4
C34	Centre Punch	3/8

Includes plastic tray.
Weight: 1.2 lbs.



C10LRA
10 Pieces Punch & Chisel Set

Part No.	Description	Size, in.
C2	Flat Chisel	1/2
C3	Flat Chisel	5/8
C4	Flat Chisel	3/4
C22	Taper Punch	3/32
C23A	Taper Punch	5/32
C24	Taper Punch	3/16
C28A	Pin Punch	5/32
C28B	Pin Punch	3/32
C29	Pin Punch	3/16
C34	Centre Punch	3/8

Includes plastic tray.
Weight: 2.0 lbs.

PUNCHES

C14LR 14 Pieces Punch & Chisel Set

Part No.	Description	Size, in.
C2	Flat Chisel	1/2
C3	Flat Chisel	5/8
C4	Flat Chisel	3/4
C5	Flat Chisel	7/8
C12	Cape Chisel	1/4
C25	Long Taper Punch	5/32
C26	Long Taper Punch	3/16
C22	Taper Punch	3/32
C23	Taper Punch	1/8
C24	Taper Punch	3/16
C28	Pin Punch	1/8
C28B	Pin Punch	3/32
C29	Pin Punch	3/16
C34	Centre Punch	3/8


Includes hardwood maple tray
Weight: 6.2 lbs.



C46LR 13 Pieces Punch & Chisel Set

Part No.	Description	Size, in.
C2	Flat Chisel	1/2
C3	Flat Chisel	5/8
C4	Flat Chisel	3/4
C5	Flat Chisel	7/8
C6	Flat Chisel	1
C12	Cape Chisel	1/4
C15	Diamond Point Chisel	1/4
C25	Long Taper Punch	5/32
C26	Long Taper Punch	3/16
C28	Pin Punch	1/8
C29	Pin Punch	3/16
C30	Pin Punch	1/4
C34	Centre Punch	3/8

Includes roll
Weight: 5.0 lbs.



C48LR 19 Pieces Punch & Chisel Set

Part No.	Description	Size, in.
C2	Flat Chisel	1/2
C3	Flat Chisel	5/8
C4	Flat Chisel	3/4
C5	Flat Chisel	7/8
C6	Flat Chisel	1
C25	Long Taper Punch	5/32
C26	Long Taper Punch	3/16
C32	Prick Punch	3/8
C21	Taper Punch	1/16
C22	Taper Punch	3/32
C23	Taper Punch	1/8
C24	Taper Punch	3/16
C27	Taper Punch	1/4
C28	Pin Punch	1/8
C29	Pin Punch	3/16
C30	Pin Punch	1/4
C31	Pin Punch	5/16
C34	Centre Punch	3/8
C35	Centre Punch	1/2

Includes roll
Weight: 5.8 lbs.





C20LR 20 Pieces Punch & Chisel Set

Part No.	Description	Size, in.
C2	Flat Chisel	1/2
C3	Flat Chisel	5/8
C4	Flat Chisel	3/4
C5	Flat Chisel	7/8
C6	Flat Chisel	1
C25	Long Taper Punch	5/32
C26	Long Taper Punch	3/16
C22	Taper Punch	3/32
C23	Taper Punch	1/8
C24	Taper Punch	3/16
C27	Taper Punch	1/4
C28	Pin Punch	1/8
C28A	Pin Punch	5/32
C28B	Pin Punch	3/32
C29	Pin Punch	3/16
C30	Pin Punch	1/4
C31	Pin Punch	5/16
C32	Prick Punch	3/8
C34	Centre Punch	3/8
C35	Centre Punch	1/2

Includes hardwood maple tray
Weight: 9.2 lbs.

C47LR 25 Pieces Punch & Chisel Set

Part No.	Description	Size, in.
C2	Flat Chisel	1/2
C3	Flat Chisel	5/8
C4	Flat Chisel	3/4
C5	Flat Chisel	7/8
C6	Flat Chisel	1
C7	Flat Chisel	1 1/8
C12	Cape Chisel	1/4
C13	Cape Chisel	3/8
C10	Long Flat Chisel	3/4
C15	Diamond Point Chisel	1/4
C16	Diamond Point Chisel	3/8
C18	Round Nose Chisel	1/4
C19	Round Nose Chisel	3/8
C25	Long Taper Punch	5/32
C26	Long Taper Punch	3/16
C32	Prick Punch	3/8
C21	Taper Punch	1/16
C22	Taper Punch	3/32
C23	Taper Punch	1/8
C28	Pin Punch	1/8
C29	Pin Punch	3/16
C30	Pin Punch	1/4
C34	Centre Punch	3/8
C36	Rivet Buster Chisel	7/8
C38	Pinch Bar	5/8

Includes Canvas Pouch
Weight: 14.2 lbs.



Punch and Chisel Holder

Part No.	Description	Length in.	Weight lbs.
PCH-1	Up to 1" hex or 1 1/8" round	8	.6

Specs: CGSB 39-GP-44a. ANSI/HTI B209.2-1991.



Think Safety:
Use a punch and chisel holder to prevent hand injury.

PRY BARS



The highest standard. Yours.



GRAY TOOLS



FEATURES & BENEFITS

- All pry bars are hot forged from premium alloy steel.
- A wide range of sizes from 11" to 60" to choose from.
- Complete range of styles to suit any application.
- The most popular sizes and types are available in convenient set packages.
- Two finishes to suit your needs: nickel plated and royal blue paint.
- Screwdriver handle designs offer high visibility and added user comfort and safety.

Rolling Head Pry Bars	258
Screwdriver Handle Pry Bars	258
Pinch Bars - Nickel Plated	259
Pinch Bars - Blue Hex Shank	259
Wrecking Bars	259
Erectors Pry Bars	260
Pry Bar Sets	260

PRY BARS



Rolling Head Pry Bars - Round Shank with Polished Point - Royal Blue Paint Finish

Part No.	Finish	Length in.	Shank Size, in.	Width of Cut, in.	Weight lbs.
C39A	Blue	11	1/2	9/16	0.6
C39	Blue	15 1/4	1/2	9/16	1.0
C39B	Blue	20	5/8	1 1/16	1.8



Rolling Head Pry Bars - Round Shank with Polished Point - Nickel Plate Finish

Part No.	Finish	Length in.	Shank Size, in.	Width of Cut, in.	Weight lbs.
73611	Nickel	11	1/2	9/16	0.6
73615	Nickel	15 1/4	1/2	9/16	1.0
73620	Nickel	20	5/8	1 1/16	1.8



Pry Bars with Orange Florescent Handles Curved Nickel Plated Blades

Part No.	Blade Length, in.	Overall Length, in.	Shank Size, in.	Width of Cut, in.	Weight lbs.
73408	8	13	3/8	5/8	0.6
73413	13	18 1/4	3/8	5/8	0.8
73418	18	24 1/4	1/2	5/8	1.6
73424	24	30 1/4	1/2	5/8	2.2
73430	30	37	1/2	5/8	4.0
73436	36	43	1/2	5/8	4.5



Pry Bars with Orange Florescent Handles Curved Black Oxide Finish Blades

Part No.	Blade Length, in.	Overall Length, in.	Shank Size, in.	Width of Cut, in.	Weight lbs.
73508	8	13	3/8	5/8	0.6
73513	13	18 1/4	3/8	5/8	0.8
73518	18	24 1/4	1/2	5/8	1.6
73524	24	30 1/4	1/2	5/8	2.2

Specs: CGSB 39-GP-45a.



Pinch Bars - Round Shank - Nickel Plate Finish

Part No.	Finish	Length in.	Shank Size, in.	Width of Cut, in.	Weight lbs.
C65	Nickel	15	9/16	11/16	1.0
C66	Nickel	18	5/8	3/4	1.4
C67	Nickel	24	3/4	7/8	2.6
C68	Nickel	30	7/8	15/16	4.4
C69	Nickel	36	1	1 3/16	7.0
C70	Nickel	42	1	1 1/4	9.3
C71	Nickel	48	1	1 1/4	10.8
C72	Nickel	54	1	1 1/4	12.5
C73	Nickel	60	1	1 1/4	14.0



Wrecking Bar - Hexagon Shank Nickel Plated Finish

Part No.	Finish	Length in.	Shank Size, in.	Width of Cut, in.	Weight lbs.
WSB60	Nickel	60	1	1 1/4	17.5



Pinch Bars - Hexagon Shank with Polished Point - Royal Blue Paint Finish

Part No.	Finish	Length in.	Shank Size, in.	Width of Cut, in.	Weight lbs.
C37	Blue	16	1/2	5/8	0.8
C38	Blue	16	5/8	7/8	1.2
C38C	Blue	18	5/8	7/8	1.4
C38A	Blue	20	3/4	1 1/16	2.4
C40	Blue	24	3/4	7/8	2.8
C41	Blue	30	3/4	1	3.6
C42	Blue	38	3/4	1 1/16	4.8
C43	Blue	42	7/8	1 1/16	7.0
C44	Blue	48	7/8	1 1/16	11.2



Railroad Track Pry Bar - 45° Bent End Royal Blue Paint Finish

Part No.	Finish	Length in.	Shank Size, in.	Width of Cut, in.	Weight lbs.
C43.45	Blue	42	7/8	1 1/8	7.2



WARNING

Do not use pry bars as punches or chisels. Do not use pry bars that are chipped or cracked. Always wear safety goggles.



Specs: CGSB 39-GP-45a.

PRY BARS



Wreking Bars - Hexagon Shank Goose Neck- Royal Blue Paint Finish

Part No.	Finish	Length in.	Shank Size, in.	Width of Cut, in.	Weight lbs.
WB12	Blue	12	1/2	5/8	0.8
WB18	Blue	18	5/8	3/4	1.8
WB24	Blue	24	3/4	7/8	3.6
WB30	Blue	30	3/4	7/8	4.4
WB36	Blue	36	3/4	7/8	5.2
WB42	Blue	42	3/4	7/8	6.2



Erectors Pry Bar - Hexagon Shank Royal Blue Paint Finish

Part No.	Finish	Length in.	Shank Size, in.	Width of Cut, in.	Weight lbs.
73324	Blue	24	7/8	13/16	3.0
73330	Blue	30	7/8	13/16	5.0
73336	Blue	36	7/8	13/16	6.2
73348	Blue	48	7/8	13/16	8.4

Specs: CGSB 39-GP-45a.



**C673
3 Pieces Pinch Bar Set - Round Shank with Nickel Plated Finish**

Contents	Description	Overall Length, in.
C66	Round shank pinch bar- chrome	18
C67	Round shank pinch bar- chrome	24
C68	Round shank pinch bar- chrome	30

Includes molded tray
Weight: 3.4 lbs.



**73913
3 Pieces Florescent Orange Handled Pry Bar Set with Black Oxide Blades**

Contents	Description	Overall Length, in.
73508	Pry bar with acetate handle - black oxide	13
73513	Pry bar with acetate handle - black oxide	18 1/4
73518	Pry bar with acetate handle - black oxide	24 1/4

Includes molded tray
Weight: 3.4 lbs.



73903
3 Pieces Florescent Orange Handled Pry Bar Set with Nickel Plated Blades

Contents	Description	Overall Length, in.
73408	Pry bar with acetate handle - plated	13
73413	Pry bar with acetate handle - plated	18¼
73418	Pry bar with acetate handle - plated	24¼

Includes molded tray
 Weight: 3.4 lbs.



73303
3 Pieces Assorted Pry Bar Set

Contents	Description	Overall Length, in.
73615	Rolling head, round shank chrome pry bar	15¼
73413	Curved pry bars with florescent orange handles	18¼
C67	Round shank chrome pinch bar	24

Includes molded tray
 Weight: 5.2 lbs.



C393S
3 pieces Rolling Head Pry Bar Set Royal Blue Paint Finish

Contents	Description	Overall Length, in.
C39A	Rolling head, round shank blue finish pry bar	11
C39	Rolling head, round shank blue finish pry bar	15¼
C39B	Rolling head, round shank blue finish pry bar	20

Includes molded tray
 Weight: 4.0 lbs.



73923
3 Pieces Rolling Head Pry Bar Set Nickel Plated Finish

Contents	Description	Overall Length, in.
73611	Round shank chrome pinch bar	11
73615	Round shank chrome pinch bar	15¼
73620	Round shank chrome pinch bar	20

Includes molded tray
 Weight: 4.0 lbs.

HAMMERS, CLAMPS & VISES



The highest standard. Yours.



GRAY TOOLS



FEATURES & BENEFITS

- Professional industrial grade quality.
- Three handle types to suit your needs: hickory, steel and fiberglass.
- Large selection to meet specific applications and needs.
- Hammer heads are drop forged from premium steel for superior tool life.

Claw Hammers	264
Ball Pein Hammers	264
Club Hammer.	265
Rubber Mallet	265
Body Hammer	265
Tinners	266
Sledge Hammers	266
Blacksmith Hammer	266
Soft Face Hammers.	266
Dead Blow Hammers.	268
Soft Face Hammer Tips	268
Brass Hammers	268
Vises & Accessories.	269
Clamps	271

HAMMERS



Claw Hammer

Part No.	Face Type	Head Weight	Overall Length	Replacement Handle Part No.
220	Plain	20 oz.	13½"	HH12



Claw Hammer with Fiberglass Handle

Part No.	Head Weight	Overall Length	Replacement Handle Part No.
GC16	16 oz.	13"	59-754



Claw Hammer with Forged Handle

Part No.	Head Weight	Overall Length
GS-16	16 oz.	13"
GS-20	20 oz.	13"

- Forged one piece construction.
- Anti-vibration handle reduces fatigue.



Ball Pein - Magna-flux Tested

Part No.	Head Weight	Overall Length	Replacement Handle Part No.
212K	4 oz.	10¾"	HH1
212I	8 oz.	11¾"	HH2
212H	12 oz.	12¾"	HH3
212G	16 oz.	13¾"	HH3
212E	24 oz.	15¾"	HH5
212C	32 oz.	15¾"	HH5
212A	40 oz.	16½"	HH6
212	48 oz.	16½"	HH6



Ball Pein Hammer with Fiberglass Handle

Part No.	Head Weight	Overall Length	Replacement Handle Part No.
GM-16	16 oz.	14"	59-853
GM-24	24 oz.	14"	59-854
GM-32	32 oz.	14"	59-854



Ball Pein Hammer with Forged Handle

Part No.	Head Weight	Overall Length
208S	8 oz.	11"
212S	12 oz.	11"
216S	16 oz.	13"
224S	24 oz.	14"
232S	32 oz.	15"

- Forged one piece construction.
- Anti-vibration handle reduces fatigue.

Club Hammer with Forged Handle

Part No.	Head Weight	Overall Length
PH60S	2 1/2 lb.	11"
PH61S	4 lb.	11"

- Forged one piece construction.
- Anti-vibration handle reduces fatigue.



Rubber Mallet

Part No.	Head Diameter	Head Length	Overall Length	Replacement Handle Part No.
PH30	2 1/2"	4 1/2"	16 1/2"	HH18



Body Hammer - Bumping

Part No.	Head Sizes	Head Length	Overall Length	Replacement Handle Part No.
PH26	1 5/8" round end	4"	12"	HH2

HAMMERS



Tinners Hammer

Part No.	Head Weight	Overall Length	Replacement Handle Part No.
17A	16 oz.	13"	HH3



Sledge Hammer Fiberglass - Super Grip

Part No.	Head Weight	Overall Length
PHF25	2.0 lbs.	13 1/2"
PHF41	4 lbs.	13 1/2"
PHF42	6 lbs.	31"
PHF43	8 lbs.	31"
PHF44	10 lbs.	31"
PHF45	12 lbs.	31"
PHF46	16 lbs.	31"



Blacksmith - Hammer Fiberglass - Super Grip

Part No.	Head Weight	Overall Length	Replacement Handle Part No.
PHF19	3 lbs.	13 1/2"	N/A



Hammer with Nylon Tips

Part No.	Head Dia.	Length in.	Tip Part No.
HRN032	1 1/4"	11 1/2"	HRN032-TIP
HRN038	1 1/2"	12"	HRN038-TIP
HRN044	1 3/4"	12"	HRN044-TIP



Soft Face Hammers - Plastic Composition Face with Wood Handle

Part No.	Head Dia.	Overall Weight	Overall Length	Handle Part No.	Tip Part No.
PH15	1 7/32"	11.2 oz.	12"	HH15	PH15-TIP
PH20	1 11/32"	19.2 oz.	11 1/2"	HH16	PH20-TIP



SPS Composite Soft Face Hammer Set

Part No.	Description
SPS-155-S8	20 oz. hammer with eight 1 1/2" diameter non marring striking faces, super soft, soft, medium, tough, medium hard, hard, extra-hard, steel, with carrying case.



IMPAX® Soft Face Dead Blow Hammer Set

Part No.	Description
SPI-156-S8	16 oz. dead blow hammer with eight 1 1/2" diameter non marring striking faces, super soft, soft, medium, tough, medium hard, hard, extra-hard, steel, with carrying case.



Non-sparking Soft Face Hammer Set

Part No.	Description
SPS-150N-S8	16 oz. non-sparking hammer with eight non magnetic 1 1/2" diameter striking faces, super soft, soft, medium, tough, medium hard, hard, extra-hard, brass with carrying case.



SPS Composite Soft Face Hammer

Part No.	Weight	Head Diameter	Overall Length
SPS150	16 oz.	1 1/2"	12"
SPS200	24 oz.	2"	14"

Note: Interchangeable tips sold separately. See next page.



IMPAX® Soft Face Dead Blow Hammer

Part No.	Weight	Head Diameter	Overall Length
SPI156	16 oz.	1 1/2"	14"
SPI206	32 oz.	2"	14"

Note: Interchangeable tips sold separately. See next page.



SPI IMPAX® Soft Face Dead Blow Non-sparking Non-Magnetic Hammer

Part No.	Weight	Head Diameter	Overall Length
SPI156N	16 oz.	1 1/2"	14"
SPI206N	32 oz.	2"	14"

Note: Interchangeable tips sold separately. See next page.

HAMMERS



Dead Blow Hammer "Power-Drive"

Part No.	Weight	Head Diameter	Overall Length
SF-2	32 oz.	2 1/8"	14"
SF-3	48 oz.	2 3/8"	14 1/2"

Note: Non marring and no bounce.



Strike Pro Dead Blow Hammer

Part No.	Weight	Head Diameter	Overall Length
STPG-24	24 oz.	1 3/4"	12 1/2"

Note: Non marring and no bounce.



Soft Face Hammer Tips

Head Dia.	Standard Part No.	Non-sparking Part No.	Hardness	Colour
1 1/2"	15S	15S-N	Soft	Brown
1 1/2"	15M	15M-N	Medium	Red
1 1/2"	15T	15T-N	Tough	Green
1 1/2"	15SN	15SN-N	Medium-hard	Cream
1 1/2"	15XH	15XH-N	Extra-hard	Yellow
1 1/2"	15SS	15SS-N	Super -soft	Grey
1 1/2"	15H	15H-N	Hard	Black
1 1/2"	15B	15B-N	Brass	Gold
1 1/2"	15ST	-	Steel	Silver
2"	20S	20S-N	Soft	Brown
2"	20M	20M-N	Medium	Red
2"	20T	20T-N	Tough	Green
2"	20SN	20SN-N	Medium-hard	Cream
2"	20XH	20XH-N	Extra-hard	Yellow
2"	20SS	20SS-N	Super-soft	Grey
2"	20H	20H-N	Hard	Black
2"	20B	20B-N	Brass	Gold
2"	20ST	-	Steel	Silver



Brass Hammer with Fiberglass Handle

Part No.	Weight	Head Diameter	Overall Length
BRS1.5	24 oz.	1"	12"
BRS2.5	40 oz.	1 1/4"	12"
BRS4	64 oz.	1 5/8"	12"



Ductile Iron Bench Vises

- Made of ductile iron which is lighter yet 3 times stronger than ordinary cast vises
- 60,000 PSI
- Serrated jaws offer a secure and strong hold
- Precision lead screw threads ensure maximum clamping strength

Mechanics' Vises

Part No.	Jaw Width (inches)	Jaw Opening (inches)	Jaw Depth (inches)	Base Diameter (inches)	Overall length (inches)	Overall Height (inches)	Net Weight (lbs.)
VS3A	4.0	5.5	2.0	6.0	13.5	6.5	22.0
VS4A	4.5	6.0	2.6	6.3	14.0	7.0	28.6
VS5A	5.0	6.5	3.3	6.5	17.5	8.0	33.0
VS6A	6.0	7.5	3.5	6.8	19.0	8.5	44.1
VS8A	8.0	8.9	4.0	7.8	20.0	9.0	61.7



Fibre Grip Jaws*

Part No.	Size	Fits Part No.
VS3-FGJAWA	4"	VS3A
VS4-FGJAWA	4 1/2"	VS4A
VS5-FGJAWA	5"	VS5A
VS6-FGJAWA	6"	VS6A
VS8-FGJAWA	8"	VS8A



*Sold in pairs of 2, non magnetic



Swivel Bases

Part No.	Diameter	Mounting Bolt Hole Diameter, in.	Net Weight (lbs.)	Fits Part No.
SWB3A	6.50"	0.43	3.30	VS3A
SWB4A	6.75"	0.43	3.35	VS4A
SWB5A	7.00"	0.53	3.86	VS5A
SWB6A	7.25"	0.53	4.19	VS6A
SWB8A	8.75"	0.53	5.84	VS8A

VICES



Forged Combination Pipe Vises


Part No.	VS150	VS200
Jaw Width	150mm	200mm
Jaw Opening	7"	8"
Jaw Depth	3"	4"
Min Pipe Capacity	0.38"	0.38"
Max Pipe Capacity	2.5"	3"
Handle Diameter	0.6"	0.7"
Anvil Size	2.5" x 3.75"	3" x 3.75"
Base Diameter	7"	8"
Overall Length	18"	20"
Height	7"	8"
Weight lbs	55	60

Features:

- Made of robust 1045 steel.
- 92,000+ PSI strength.
- Large capacity permanent pipe jaws.
- Large anvil ideal for hammering and shaping materials.
- Additional tightening of vise is possible by tightening the hex bolts on the side of the vise body.
- Optional swivel base available.

Swivel Bases

Part No.	VS150-SB	VS200-SB
Swivel Base Diameter	9"	10"
Mounting Hole Diameter	0.6"	0.7"
Weight lbs	3	4






C-Clamps

Part No.	Opening Capacity	Throat Depth	Spindle Diameter	Maximum Proof Test, lbs.	Weight lbs.
C402	0-2"	1 3/4"	1/2"	3,500	1.4
C403	0-3"	2 1/2"	5/8"	3,500	2.4
C404	0-4"	3"	3/4"	6,200	3.6
C406	0-6"	3 7/8"	3/4"	6,600	5.2
C408	0-8"	4 1/2"	3/4"	6,900	8.1
C410	0-10"	5"	3/4"	8,000	11.7
C412	0-12"	5 1/2"	7/8"	9,300	12.7

Features:

- All C-Clamps are drop forged steel framed.
- Extra throat depth.
- Swivel Perma Pads®.
- Lacquer finish.
- New design frame geometry for maximum strength.
- Forcing screw and pad are plated with copper to resist welding splatter.
- Forcing screw has a sliding T-handle and an impact resistant pad.



L-Clamps

Part No.	Opening Capacity	Throat Depth	Rail Size	Maximum Proof Test, lbs.	Weight lbs.
L408C	0 - 8"	5 1/2"	1 11/32" x 9/16"	2,645	5.70
L412C	0 - 12"	5 1/2"	1 11/32" x 9/16"	2,645	6.35
L416C	0 - 16"	5 1/2"	1 11/32" x 9/16"	2,645	7.0
L420C	0 - 20"	5 1/2"	1 11/32" x 9/16"	2,645	7.65



Lever L-Clamps

Part No.	Opening Capacity	Throat Depth	Rail Size	Maximum Proof Test, lbs.	Weight lbs.
L508	0 - 8"	4"	3/4" x 3/8"	775	2.5
L512	0 - 12"	5 1/2"	1" x 15/32"	1,100	5.0
L516	0 - 16"	4 3/4"	1" x 15/32"	1,200	5.3
L520	0 - 20"	4 3/4"	1" x 15/32"	1,200	5.7

Replacement Parts For L-Clamps

Part No.	Description
L400-JNT	Joint
L400-NUT	Nut
L400C-PAD	Pad
L400-PIN	Pin
L400C-SCR	Screw

EYE BOLTS





IMPORTANT FACTS & TERMS

- **Breaking Strength:** the load a single eye bolt can lift before failure when the load is applied through the shank of the eye bolt. (lbf)
- **Rated Capacity:** The **MAXIMUM** recommended load that should be exerted on an eye bolt.
- **Factor of Safety:** An industry term denoting a products theoretical reserve capacity, calculated by dividing the Breaking Strength by the Rated Capacity. Generally expressed as a ratio, such as 3:1. Regardless of the Factor of safety value, a load greater than the Rated Capacity should **NEVER** be applied to an eye bolt.
- **Proof Load:** the load that can be applied without causing permanent deformation. Calculated as 2 times the Rated Capacity in straight pulls. (lbf)

Eye bolt Quality Checklist	274
Eye bolt Installation Guidelines	274
Shoulder Pattern Eye bolts	275
Plain Pattern Eye bolts - SAE	276
Galvanized Eye bolts - SAE	276
Shoulder Pattern Eye bolts - Metric	277
Long Shank Eye bolts - SAE	275
Beam Clamps	279
Chain Hoists	280
Lever Hoists	279
Trolleys	280

EYE BOLTS

Quality Checklist

- Forged from bar quality fine grain C1030 / C1035 steel bar.
- Normalized prior to machining.
- Roll threads 1/4" thru 1 1/4" / M6 thru M18.
- Cut threads 1 1/2" thru 2 1/2" / M20 thru M52.
- Proof tested in accordance with ASTM A489 and Federal Spec. ANSI B18.15.
- ASTM A489 test data available on request (no charge with order).
- Shoulder style eyebolt 1/4" thru 1" military style collar - MS51937 specification.
- Shoulder pattern eyebolts undercut to ensure eyebolt will thread tight to shoulder.

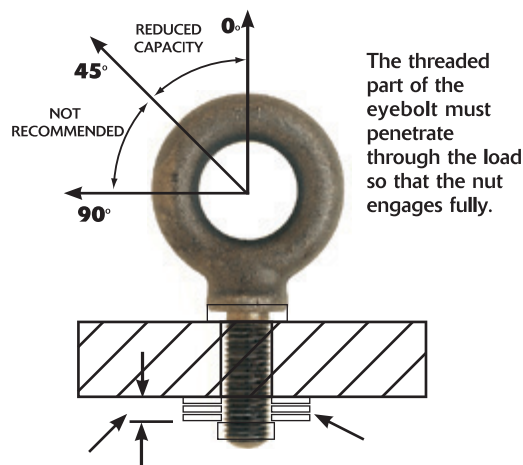
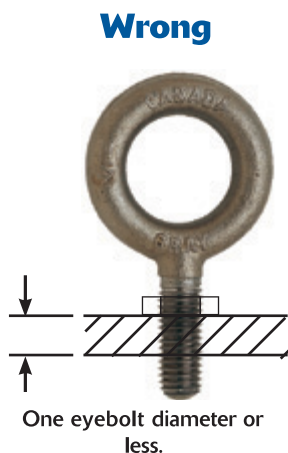
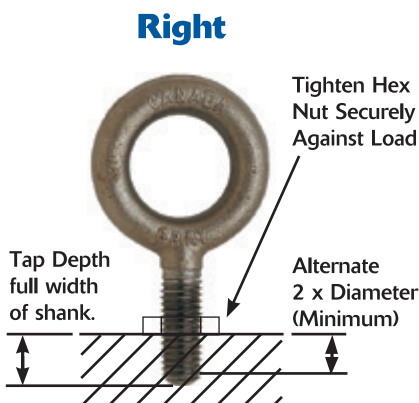

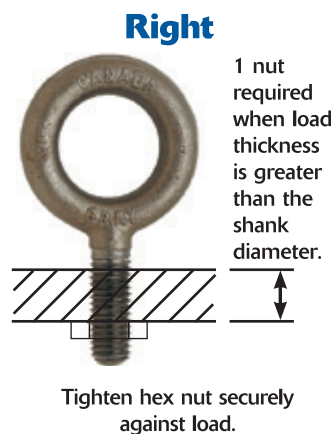
Proof Tested to Insure Finest Quality

Minimum breaking strengths are based on vertical loading and verified by actual physical testing of samples chosen via random selection from each lot of a size produced. Actual breaking tests are performed on sample specimens.

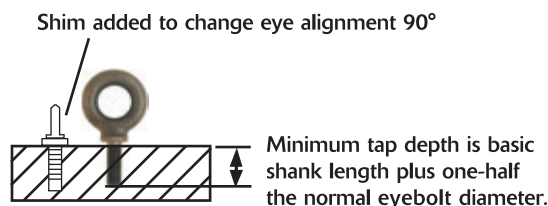
Eye Bolt Rated Capacity

The rated capacity refers to the load a single eye bolt can lift when the load is applied through the shank of the eye bolt. Breaking strength is up to five times the rated capacity. The rated capacity is drastically reduced when the load is applied to the eye bolt at an angle. Angular lifts should be avoided whenever possible. The load should never be applied at more than a 45° angle from the bolt centerline. Eye bolts should always be installed 90° to the horizontal plane. When more than one eye bolt is used to lift an evenly distributed load the capacity is reduced on each eye bolt, based on the angle of the load.

Eye bolt Installation Guidelines ...



- As shown in the diagram, place washer or spacers between the nut and the load.
- When threading eyebolt into non-chambered hole, a washer should be used.



Shoulder & Plain Eye bolts

Material Data:

Grade.....C1030

Mechanical Properties:

Grain Size..... 5 or Finer

Tensile Strength..... 65,000 psi min.

Yield..... 50,000 psi min.

Elongation.....30% min.

Reduction of Area.....60% min.

WARNING

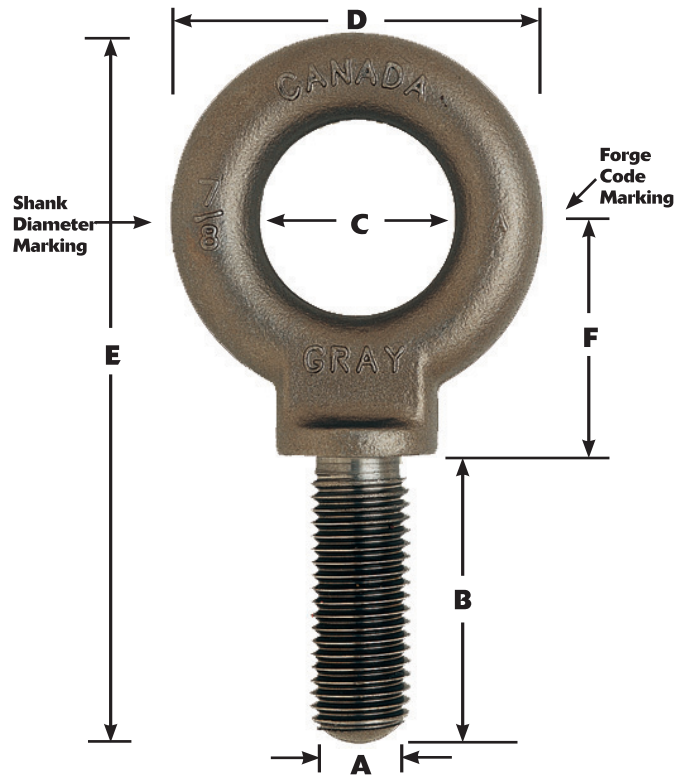
RATED CAPACITY LIMIT IS DRASTICALLY REDUCED WHEN LOADING AT ANY ANGLE. LOADS MAY SLIP OR FALL CAUSING SERIOUS INJURY OR DAMAGE IF PROPER INSTALLATION AND LIFTING PROCEDURES ARE NOT FOLLOWED.

Direction of Pull	Rated Capacity
15 degrees	80% of rated capacity
30 degrees	65% of rated capacity
45 degrees	30% of rated capacity
46+ degrees	Not recommended

ALWAYS USE A SHOULDER EYE BOLT WHEN PERFORMING ANGULAR LIFTS. ANGULAR LIFTING USING PLAIN PATTERN EYE BOLTS IS NOT RECOMMENDED.

Shoulder Pattern

Forged - Carbon Steel - Self Colored



Part No.	Thread Size UNC-2A A	Shank Length B	I.D. Eye C	O.D. Eye D	Overall Length E	Center of Eye to Shdr. F	Approx. Weight per Piece	Rated Capacity lbs.
BS08	1/4-20	1	3/4	1 3/16	2 3/8	3/4	0.04	650
BS10	5/16-18	1 1/8	7/8	1 7/16	2 13/16	15/16	0.09	1,200
BS12	3/8-16	1 1/4	1	1 11/16	3 9/32	1 1/8	0.17	1,550
BS14	7/16-14	1 3/8	1 1/16	1 13/16	3 9/16	1 1/4	0.24	2,000
BS16	1/2-13	1 1/2	1 3/16	2 1/8	3 31/32	1 3/8	0.38	2,600
BS18	9/16-12	1 5/8	1 1/4	2 5/16	4 1/2	1 9/16	0.51	3,200
BS20	5/8-11	1 3/4	1 3/8	2 9/16	4 3/4	1 21/32	0.71	5,200
BS24	3/4-10	2	1 1/2	2 13/16	5 1/4	1 13/16	0.99	7,200
BS28	7/8-9	2 1/4	1 11/16	3 3/16	5 31/32	2 1/8	1.48	10,600
BS32	1-8	2 1/2	1 13/16	3 9/16	6 5/8	2 5/16	2.20	13,300
BS36	1 1/8-7	2 3/4	2	4 1/16	7 21/32	2 11/16	3.20	17,000
BS40	1 1/4-7	3	2 3/16	4 7/16	8 7/32	2 15/16	4.40	21,000
BS48	1 1/2-6	3 1/2	2 1/2	5 3/16	9 15/32	3 5/16	7.40	24,000
BS56	1 3/4-5	3 3/4	2 7/8	6	10 13/16	4	11.80	32,000
BS64	2-4 1/2	4	3 3/8	6 7/8	11 7/8	4 3/8	17.20	40,000

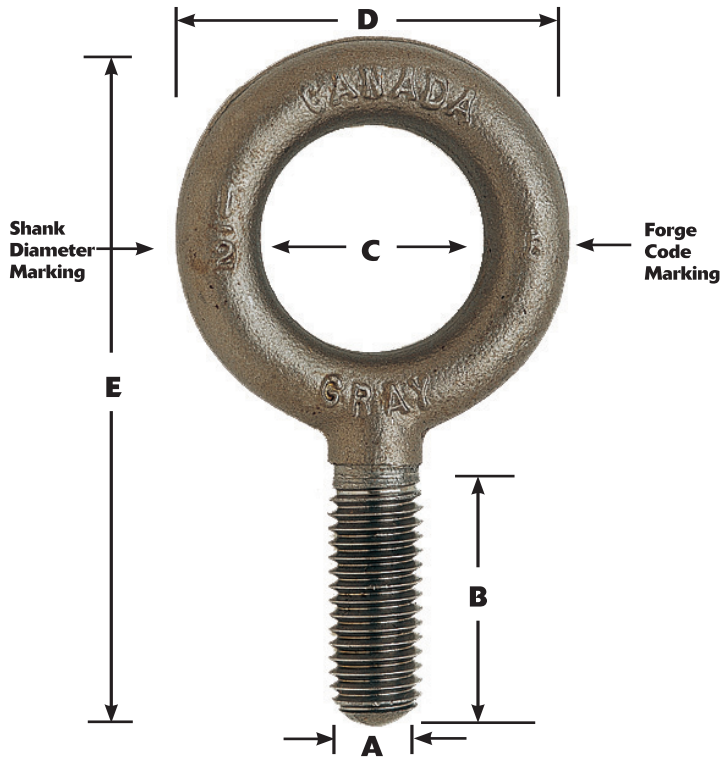
Dimensions in Inches
Weights in Pounds

Note: Rated capacity is for 0° vertical pulls. Never apply loads greater than Rated Capacity to any eye bolt. Proof tested in accordance with ASTM A489 and Federal Spec. ANSI B18.15. Traceability and Mechanical test values are available with each shipment upon request.

EYE BOLTS

Plain Pattern

Forged - Carbon Steel - Self Colored



WARNING

ALWAYS USE A SHOULDER EYE BOLT WHEN PERFORMING ANGULAR LIFTS. LOADS MAY SLIP OR FALL CAUSING SERIOUS INJURY OR DAMAGE IF PROPER INSTALLATION AND LIFTING PROCEDURES ARE NOT FOLLOWED.

Part No.	Thread Size UNC-2A A	Shank Length B	I.D. Eye C	O.D. Eye D	Overall Length E	Approx. Weight per Piece	Rated Capacity lbs.
BP08	1/4-20	1	3/4	1 3/16	27/32	0.04	650
BP10	5/16-18	1 1/8	7/8	1 7/16	2 19/32	0.09	1,200
BP12	3/8-16	1 1/4	1	1 11/16	3	0.14	1,550
BP14	7/16-14	1 3/8	1 3/32	1 13/16	3 7/32	0.19	2,000
BP16	1/2-13	1 1/2	1 3/16	2 1/8	3 21/32	0.31	2,600
BP18	9/16-12	1 5/8	1 1/4	2 5/16	4	0.41	3,200
BP20	5/8-11	1 3/4	1 3/8	2 9/16	4 1/2	0.59	5,200
BP24	3/4-10	2	1 1/2	2 13/16	4 7/8	0.88	7,200
BP28	7/8-9	2 1/4	1 11/16	3 3/16	5 1/2	1.40	10,600
BP32	1-8	2 1/2	1 13/16	3 9/16	6 1/8	2.00	13,300
BP36	1 1/8-7	2 3/4	2	4 1/16	6 7/8	2.80	17,000
BP40	1 1/4-7	3	2 3/16	4 7/16	8	4.00	21,000
BP48	1 1/2-6	3 1/2	2 1/2	5 3/16	8 3/4	7.40	24,000
BP56	1 3/4-5	3 3/4	2 7/8	6	9 13/16	11.80	32,000
BP64	2-4 1/2	4	3 3/8	6 7/8	11	17.40	40,000

Dimensions in Inches
Weights in Pounds

Note: Rated capacity is for 0° vertical pulls. Never apply loads greater than Rated Capacity to any eye bolt. Proof tested in accordance with ASTM A489 and Federal Spec. ANSI B18.15. Traceability and Mechanical test values are available with each shipment upon request.

Galvanized Eye bolts

Part No.	Thread Size UNC-2A A	Shank Length B	I.D. Eye C	O.D. Eye D	Overall Length E	Center of Eye to Shdr. F	Approx. Weight per Piece	Rated Capacity lbs.
88708	1/4-20	1	3/4	1 3/16	2 3/8	3/4	0.04	650
88710	5/16-18	1 1/8	7/8	1 7/16	2 13/16	15/16	0.09	1,200
88712	3/8-16	1 1/4	1	1 11/16	3 9/32	1 1/8	0.17	1,550
88714	7/16-14	1 3/8	1 1/16	1 13/16	3 9/16	1 1/4	0.24	2,000
88716	1/2-13	1 1/2	1 3/16	2 1/8	3 31/32	1 3/8	0.38	2,600
88718	9/16-12	1 5/8	1 1/4	2 5/16	4 1/2	1 9/16	0.51	3,200
88720	5/8-11	1 3/4	1 3/8	2 9/16	4 3/4	1 21/32	0.71	5,200
88724	3/4-10	2	1 1/2	2 13/16	5 1/4	1 13/16	0.99	7,200
88728	7/8-9	2 1/4	1 11/16	3 3/16	5 31/32	2 1/8	1.48	10,600
88740	1 1/4-7	3	2 3/16	4 7/16	8 7/32	2 15/16	4.40	21,000


Dimensions in Inches
Weights in Pounds

Note: Rated capacity is for 0° vertical pulls. Never apply loads greater than Rated Capacity to any eye bolt.
Proof tested in accordance with ASTM A489 and Federal Spec. ANSI B18.15.
Traceability and Mechanical test values are available with each shipment upon request.

Refer to page 275 for user warnings and guidance on angular lifts.

Shoulder Pattern

Forged - Carbon Steel - Galvanized



Metric Eye bolts


Part No.	Thread Size ISO-Course-6G A	Shank Length B	I.D. Eye C	O.D. Eye D	Overall Length E	Approx. Weight per Piece	Rated Capacity kgs / lbs.
BS6M	M6x1.0	25.4	19	30	60.3	0.06	210 / 462
BS7M	M7x1.0	28.5	22	36.5	71.4	0.10	370 / 814
BS8M	M8x1.25	31.7	25	43	82.5	0.17	500 / 1,110
BS10M	M10x1.5	35.0	27	46	90.5	0.24	740 / 1,628
BS12M	M12x1.75	38.0	30	54	100.8	0.36	1,030 / 2,266
BS14M	M14x2.0	44.5	35	65	120.7	0.48	1,600 / 3,520
BS16M	M16x2.0	44.5	35	65	120.7	0.69	1,600 / 3,520
BS18M	M18x2.5	51.0	38	71.5	133.3	1.10	2,140 / 4,708
BS20M	M20x2.5	57.0	41	81	152.4	1.51	2,860 / 6,292
BS24M	M24x3.0	63.5	44	90.4	168.3	2.36	3,850 / 8,470
BS27M	M27x3.0	70.0	51	103	191.3	3.41	5,200 / 11,440
BS30M	M30x3.5	76.0	55	112.7	208.8	4.68	6,400 / 14,080
BS36M	M36x4.0	89.0	63	131.8	240.5	7.77	8,970 / 19,734
BS42M	M42x4.5	95.0	73	152.4	274.7	11.10	11,960 / 26,312
BS45M	M45x4.5	95.0	73	152.4	274.7	11.35	12,720 / 27,984
BS48M	M48x5.0	101.6	82	174.6	301.6	15.90	16,400 / 36,080
BS52M	M52x5.0	101.6	82	174.6	301.6	16.70	17,300 / 38,060

Dimensions in Millimetres


Note: Rated capacity is for 0° vertical pulls. Never apply loads greater than Rated Capacity to any eye bolt.
Proof tested in accordance with ASTM A489 and Federal Spec. ANSI B18.15.
Traceability and Mechanical test values are available with each shipment upon request.

Shoulder Pattern

Forged - Carbon Steel - Self Colored



EYE BOLTS



Shoulder Pattern Long Shanks

Part No.	Thread Size UNC-2A A	Shank Length B	Thread Length C	I.D. Eye D	O.D. Eye E	Overall Length F	Center of Eye to Shdr. G	Approx. Weight per Piece lbs.	Working Load Limit lbs.
BS08L	1/4-20	2	1.5	3/4	1 3/16	3 3/8	3/4	0.07	650
BS08XL	1/4-20	4	2.0	3/4	1 3/16	5 3/8	3/4	0.10	650
BS10L	5/16-18	2.25	1.5	7/8	1 7/16	3 13/16	15/16	0.13	1,200
BS10XL	5/16-18	4.25	2.5	7/8	1 7/16	5 13/16	15/16	0.17	1,200
BS12L	3/8-16	2.50	1.5	1	1 11/16	4 21/32	1 1/8	0.22	1,550
BS12XL	3/8-16	4.50	2.0	1	1 11/16	6 1/32	1 1/8	0.28	1,550
BS16L	1/2-13	3.25	2.0	1 3/16	2 1/8	5 23/32	1 3/8	0.53	2,600
BS16XL	1/2-13	6	3.0	1 3/16	2 1/8	8 15/32	1 3/8	0.67	2,600
BS20L	5/8-11	4	3.0	1 3/8	2 9/16	7	1 21/32	0.96	5,200
BS20XL	5/8-11	6	3.0	1 3/8	2 9/16	9	1 21/32	1.14	5,200
BS24L	3/4-10	4.50	3.0	1 1/2	2 13/16	7 3/4	1 13/16	1.45	7,200
BS24XL	3/4-10	6	3.0	1 1/2	2 13/16	9 1/4	1 13/16	1.63	7,200

Dimensions in Inches

Note: Rated capacity is for 0° vertical pulls. Never apply loads greater than Rated Capacity to any eye bolt. Proof tested in accordance with ASTM A489 and Federal Spec. ANSI B18.15. Traceability and Mechanical test values are available with each shipment upon request.

FEATURES

- Forged.
- Carbon Steel.
- Zinc Plated.
- Includes Assembled Galvanized Hex Nut.

WARNING

RATED CAPACITY LIMIT IS DRASTICALLY REDUCED WHEN LOADING AT ANY ANGLE. LOADS MAY SLIP OR FALL CAUSING SERIOUS INJURY OR DAMAGE IF PROPER INSTALLATION AND LIFTING PROCEDURES ARE NOT FOLLOWED.

Direction of Pull	Rated Capacity
15 degrees	80% of working load limit
30 degrees	65% of working load limit
45 degrees	30% of working load limit
46+ degrees	Not recommended

ALWAYS USE A SHOULDER EYE BOLT WHEN PERFORMING ANGULAR LIFTS.



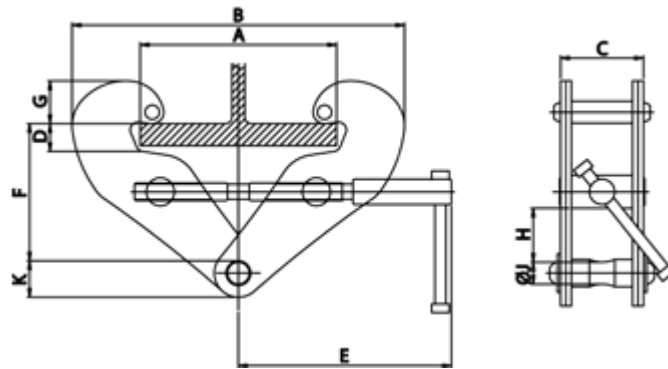
Beam Clamps

Part No.	Lifting Capacity tons	Flange Widths in.	Net Weight lbs.
BC-1	1.0	2.95 - 8.25	8.8
BC-2	2.0	2.95 - 8.25	10.1
BC-3	3.0	2.95 - 12.0	18.5
BC-5	5.0	2.95 - 12.0	21.1

FEATURES

- Available in 1 to 5 ton capacities from 2.95" to 12" flange widths.
- Precision machined adjustment screw allows for quick, easy, and secure clamping to a variety of flange widths.
- Lightweight design and threaded adjustment screw allow for easy portability and installation.
- Compact design requires low headroom.
- Ideal for attaching to steel beams as a semi permanent lifting point to be used in combination with chain hoists & lever hoists.
- Can also be used to lift or transport steel beams.
- Tested to 150% of rated capacity. Test certificate included with every beam clamp.
- CE certified and compliant with ANSI B30.11 specifications.

Beam Clamp Specifications



Capacity tons	Test Load tons	Net Weight lbs.	A inch	B inch	C inch	D inch	E inch	F inch	G inch	J inch	K inch
1	1.5	8.8	3 - 8.3	7.2 - 13	3	1	7.5	5.7 - 4.6	2.1 - 1.5	0.8	1.3
2	3	10.1	3 - 8.3	7.2 - 13	3.3	1	7.5	5.7 - 4.6	2.1 - 1.5	0.8	1.3
3	4.5	18.5	3 - 12	8.4 - 18.1	4.2	1.4	9.5	8.8 - 7.1	2.3 - 1.6	0.9	1.6
5	7.5	22	3 - 12	8.4 - 18.1	4.8	1.4	9.5	8.7 - 7	2.3 - 1.6	1.1	1.8



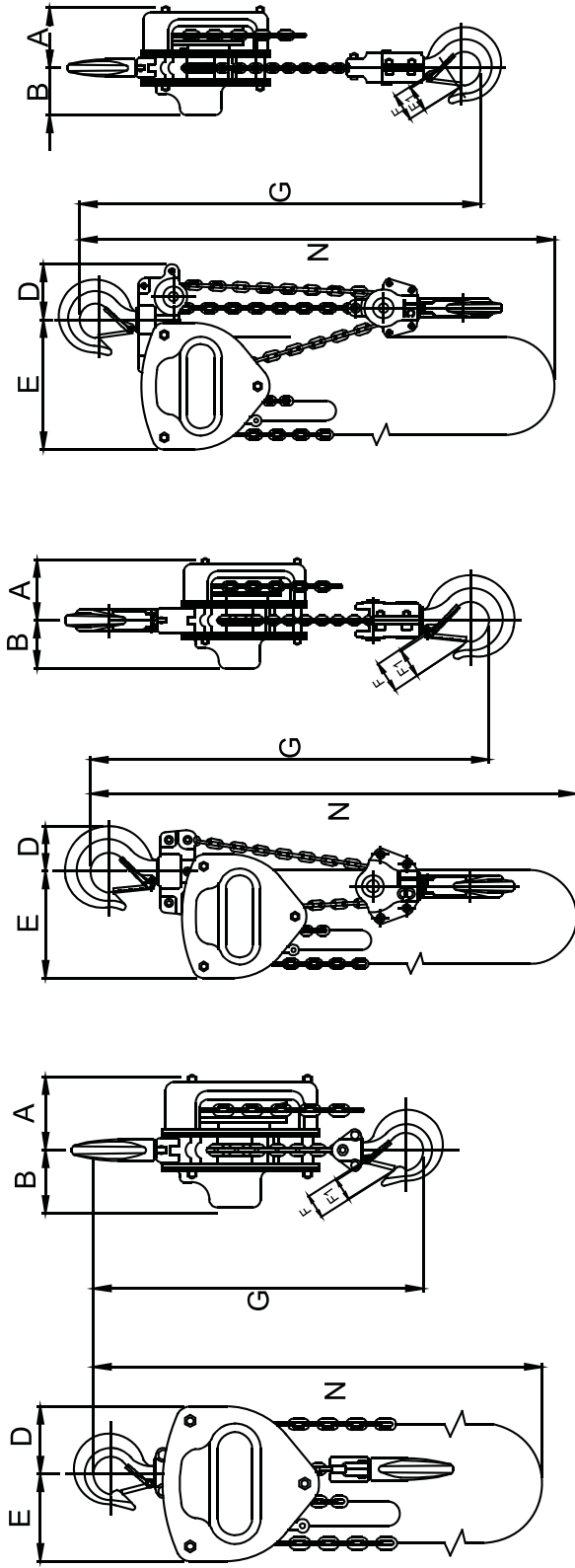
Chain Hoists

Part No.	Lifting Capacity tons	Standard Lift, ft.	Standard Drop, ft.	No. of Chain Falls	Net Weight lbs.
CH-0.5-10	0.5	10	10	1	22.7
CH-0.5-20	0.5	20	20	1	22.7
CH-1-10	1.0	10	10	1	24.5
CH-1-20	1.0	20	20	1	24.5
CH-1.5-10	1.5	10	10	1	34.2
CH-1.5-20	1.5	20	20	1	34.2
CH-2-10	2.0	10	10	1	43.4
CH-2-20	2.0	20	20	1	43.4
CH-3-10	3.0	10	10	2	51.6
CH-3-20	3.0	20	20	2	51.6
CH-5-10	5.0	10	10	3	83.3
CH-5-20	5.0	20	20	3	83.3

FEATURES

- Housing and mechanical components are manufactured from premium grade steel, offering a compact, lightweight, yet exceptionally strong professional grade product.
- DuraShield™ double cover housing for optimum protection of gears, brake, and components from damaging dust, dirt, and grit.
- C-Cure™ safety mechanical brake instantly engages when operation is stopped offering a reliable and safe hold.
- Load chain guide provides smooth operation even at an angle, while protecting the load sheave from dirt and moisture.
- Precision maintenance free sealed bearings increase long-term reliability and reduce pull required to lift loads.
- Abrasion resistant, case hardened load chain is made from heat-treated alloy steel for smooth operation, superior strength, and long-term reliability.
- Marathon-Gears™ are manufactured from premium grade drop forged steel making them extra strong, durable, and corrosion resistant. High precision engineering increases reliability and minimized noise.
- Dropped forged 360° swivelling top and bottom hooks with safety latches help reduce load spin & load chain twist.
- Tested to 150% of rated capacity. Test certificate included with every hoist.
- CE certified and compliant with ANSI B30.16 specifications.

Chain Hoist Specifications



1/2 Ton - 2 Ton

3 Ton

5 Ton

Capacity tons	Test Load tons	Lift Ft	Load Chain Size (inch)	# of Chain Falls	Pull Effort lbs.	Head Room inch	Net Weight lbs.	A inch	B inch	D inch	E inch	N inch	F inch	F1 inch	G inch
0.5	0.75	10	1/4	1	46.2	12	22.7	3.5	2.6	2	3.2	104.4	1.2	1	12
1	1.5	10	1/4	1	55	13.4	24.4	3.5	2.6	2.5	3.4	104.6	1.3	1.1	13.4
1.5	2.25	10	9/32	1	70.4	15.2	34.1	3.7	2.9	3	4.1	104.8	1.5	1.3	15.2
2	3	10	5/16	1	74.8	16.5	43.3	3.9	3	3.3	4.5	105	1.7	1.5	16.5
3	4.5	10	9/32	2	74.8	18.3	51.5	3.7	2.9	2.4	6	105.4	1.7	1.5	18.3
5	7.5	10	5/16	3	81.4	22.6	83.2	3.9	3	4.7	8.3	108.3	2.2	2.1	22.6



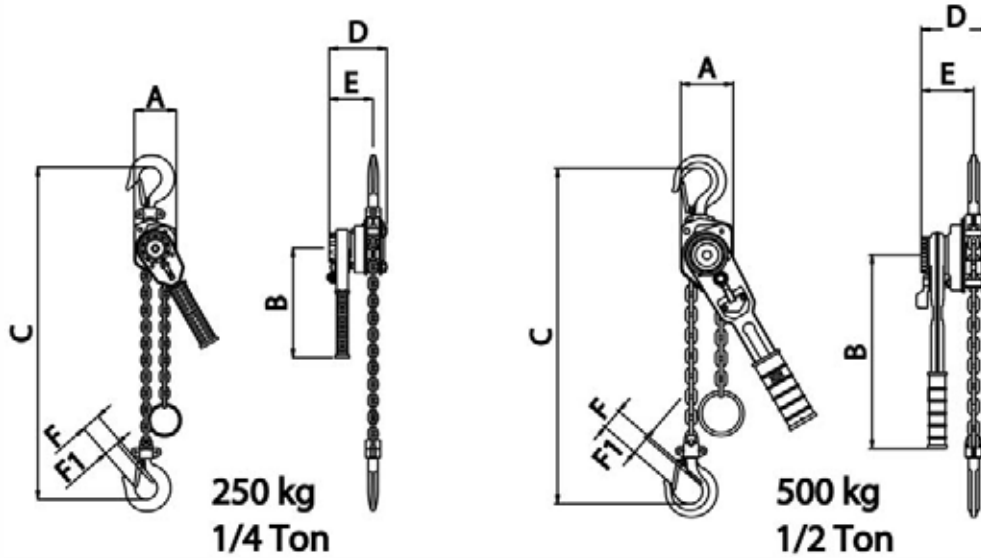
Lever Hoists

Part No.	Lifting Capacity tons	Standard Lift, ft.	Net Weight lbs.	Pull to Lift lbs.
LH-0.25-3	0.25	3	4.0	66
LH-0.5-3	0.50	3	8.0	75
LH-0.75-5	0.75	5	15.2	48
LH-1.5-5	1.5	5	22.0	57
LH-3-5	3.0	5	38.8	84

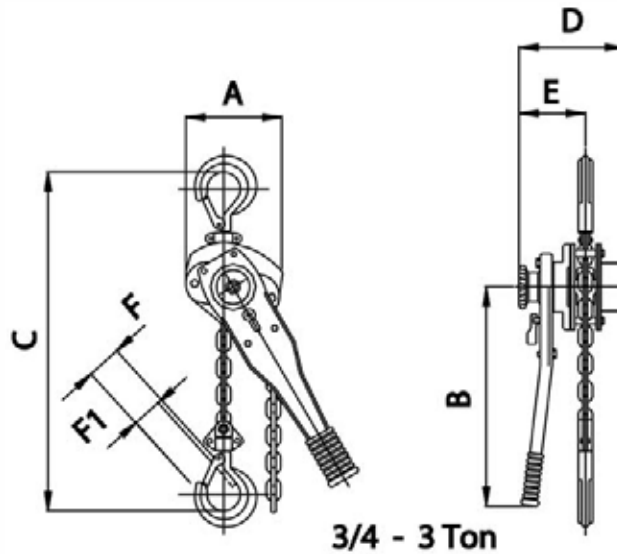
FEATURES

- Available in 1/4 to 1/2 ton capacities with standard 3 ft. and 3/4 ton to 3 ton capacities with 5 ft. lift.
- Housing and mechanical components are manufactured from premium grade steel, offering a compact, lightweight, yet exceptionally strong professional quality product.
- High impact, lightweight steel housing provides optimum protection of gears, brake, and components from dust, dirt, and grit.
- Direction of pull is quickly and easily controlled via the self-locking change lever.
- Single hand freewheeling is convenient and reliable. Simply turn the change lever to the neutral position. The hoist returns to hoisting mode automatically once load is applied.
- Single piece brake cover and handle design provide added protection from damaging dust, dirt, and grit.
- Marathon-Gears™ are manufactured from premium grade drop forged steel making them extra strong, durable, and corrosion resistant. High precision engineering increases reliability and minimizes noise.
- C-Cure™ safety mechanical brake instantly engages when operation is stopped offering a reliable and safe hold.
- Offset handle with 360° rotation offers added protection and a safe grip and from any operating position.
- Abrasion resistant, case hardened load chain is made from heat-treated alloy steel for smooth operation, superior strength, and long-term reliability.
- Dropped forged 360° swivelling top and bottom hooks with safety latches help reduce load spin and load chain twist.
- 180° angled load chain guide is cast into the housing eliminating fouling and jamming of the chain.
- Tested to 150% of rated capacity. Test certificate included with every hoist.
- CE certified and compliant with ANSI B30.21 specifications.

Lever Hoist Specifications



Capacity tons	Test Load tons	Lift ft.	Load Chain Size (inch)	# of Chain Falls	Pull Effort lbs.	Net Weight lbs.	A inch	B inch	C inch	D inch	E inch	F inch	F1 inch
0.25	0.375	3	1/8	1	66	4	2.36	6.14	9.65	3.23	2.48	1.06	0.87
0.5	0.75	3	3/16	1	75	8	2.95	10.9	10.6	3.94	2.95	1.18	1.02



Capacity tons	Test Load tons	Lift ft.	Load Chain Size (inch)	# of Chain Falls	Pull Effort lbs.	Net Weight lbs.	A inch	B inch	C inch	D inch	E inch	F inch	F1 inch
0.75	1.125	5	1/4	1	48.4	15.8	5	9.5	10.8	6.2	3.9	1.2	1
1.5	2.25	5	9/32	1	57.2	22	6	14.2	12.6	6.8	4.1	1.5	1.3
3	4.5	5	3/8	1	83.6	38.9	7.2	14.2	15.7	7.7	4.3	1.7	1.5

Trolleys

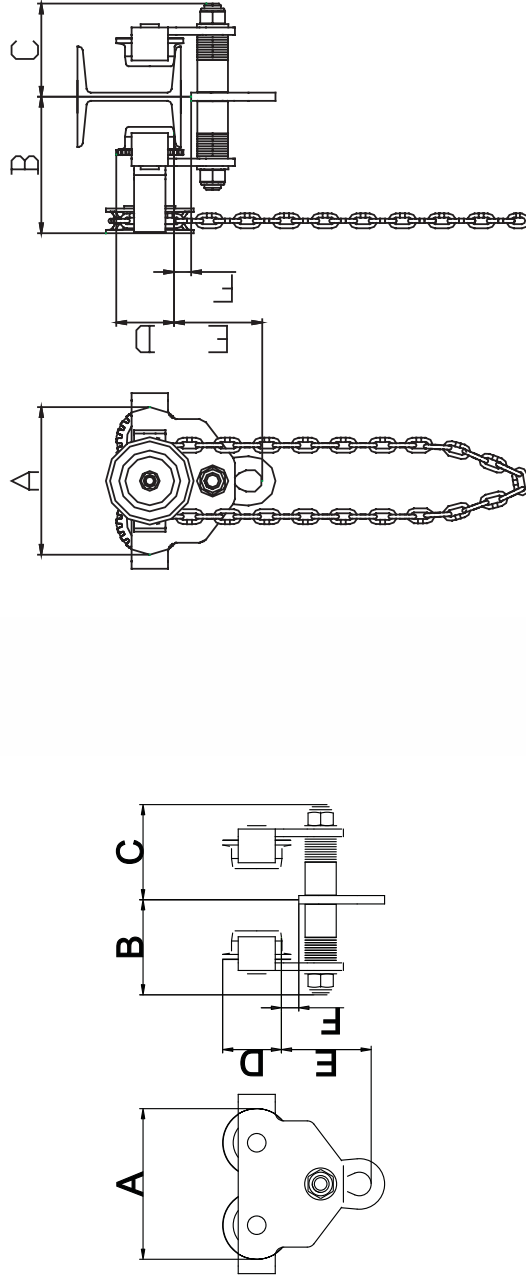


	Part No.	Standard I-Beam Minimum, in. Maximum, in.	Track Width in.	Min. Curve Radius in.	Chain Length ft.	Lifting Capacity tons
Geared	GT-0.5	4.92 x 2.95 x 0.22	2.4 - 5	0.031	8.2	0.5
		9.84 x 4.92 x 0.30				
	GT-1	4.92 x 2.95 x 0.22	2.4 - 5	0.039	8.2	1.0
		9.84 x 4.92 x 0.30				
GT-2	7.09 x 3.94 x 0.24	3.5 - 6.2	0.051	8.2	2.0	
	13.78 x 5.91 x 0.35					
GT-3	7.87 x 3.94 x 0.28	3.5 - 6.2	0.059	8.2	3.0	
	13.78 x 5.91 x 0.35					
Plain	PT-0.5	4.92 x 2.95 x 0.22	2.4 - 5	0.031	N/A	0.5
		9.84 x 4.92 x 0.30				
	PT-1	4.92 x 2.95 x 0.22	2.4 - 5	0.039	N/A	1.0
		9.84 x 4.92 x 0.30				
	PT-2	7.09 x 3.94 x 0.24	3.5 - 6.2	0.051	N/A	2.0
		13.78 x 5.91 x 0.3				
	PT-3	7.87 x 3.94 x 0.28	3.5 - 6.2	0.059	N/A	3.0
		13.78 x 5.91 x 0.35				

FEATURES


- Available in 1/2 to 3 ton capacities from 2.95" to 12" flange widths.
- Fully adjustable to suit most beam sizes. Easily and quickly, change the number of spacers to match the required width.
- Both geared and plain trolley designs feature standard 8" capacity bolts for use on wider beams.
- Rugged steel frames.
- Integrated safety lugs offer additional protection from accidental falling of trolley.
- Precision machined tread wheels have wide and deep flanges to guarantee optimum contact with the beam.
- High performance maintenance free sealed bearings do not require lubrication and are designed for smooth operation and long term reliability.
- Tested to 150% of rated capacity. Test certificate included with every trolley.
- CE certified and compliant with ANSI 30.11 specifications.


Plain and Geared Trolley Specifications



Capacity tons	Test Load tons	Beam Size inch	Track Width inch	Min. Curve Radius Ft.	A inch	C inch	D inch	E inch	F inch	Geared Trolley		Plain Trolley		
										B inch	Chain Length ft.	Net Weight lbs.	B inch	Net Weight lbs.
0.5	0.75	5 x 3 x 0.2	2.4 - 5	2.6	7	4.3	2.7	1.9	0.6	6.6	8.3	21.6	4.3	13
		10 x 5 x 0.3												
1	1.5	5 x 3 x 0.2	2.4 - 5	3.3	7.7	4.4	3.1	2	0.6	7	8.3	26	4.4	17.4
		10 x 5 x 0.3												
2	3	7.1 x 4 x 0.2	3.5 - 6.2	4.3	9.2	5.3	3.7	2.8	0.7	7.2	8.3	37.4	5.3	28
		13.8 x 6 x 0.3												
3	4.5	8 x 4 x 0.3	3.5 - 6.2	5	9.3	5.7	4.4	3.1	0.7	7.2	8.3	56.5	5.7	47
		13.8 x 6 x 0.3												

PULLERS





FEATURES & BENEFITS

- Complete range of pullers in a variety of designs and capacities to suit any automotive or industrial application.
- Pullers are available in up to 13 ton capacity, in 2 or 3 leg designs.
- Pressure screw threads are designed for quick, safe and easy adjustment even under load.
- Puller yokes & legs are drop-forged from the highest quality steel ensuring safe removal of stubborn gears, bearings and automotive parts.
- The NEW line of single operator pullers eliminates lost parts and the hassle of adjusting legs/jaws.
- Bearing separators are available individually or in sets in up to 9" capacity.

2 & 3 Leg Pullers	288
Single Operator Pullers.	290
Bearing Separator.	292
Timing Gear Puller	293
Pitman Arm Puller	293
Harmonic Balancer	293
Axle Puller	294
Pilot Bearing Puller	294
Universal Hub Puller	294
Steering Wheel Puller	294
Puller & Separator Sets	295

PULLERS



995



996

1 Ton Capacity, Adjustable Jaw Puller

Part No.	Description	Reach max.	Spread max.	Screw Size	Weight
995	2 Jaw	2 1/8"	3 1/4"	5/16"-24 x 3 7/8" lg.	0.3 lb.
996	3 Jaw	2 1/8"	3 1/4"	5/16"-24 x 3 7/8" lg.	0.5 lb.



999A



PO10A

2 Ton Capacity, Adjustable & Reversible Jaw Puller

Part No.	Description	Reach max.	Spread max.	Screw Size	Weight
999A	2 Jaw	3 3/8"	4"	3/8"-24 x 4 7/8" lg.	0.9 lb.
PO10A	3 Jaw	3 3/8"	4 3/4"	3/8"-24 x 4 7/8" lg.	1.3 lbs.



1001



PO11

5 Ton Capacity, Reversible Jaw Puller

Part No.	Description	Reach max.	Spread max.	Screw Size	Weight
1001	2 Jaw	3 1/4"	6"	9/16"-20 x 6 15/16" lg.	1.8 lbs.
PO11	2/3 Jaw	3 1/4"	7"	9/16"-20 x 6 15/16" lg.	2.8 lbs.



999LA



PO13A

5 Ton Capacity, Adjustable & Reversible Jaw Puller

Part No.	Description	Reach max.	Spread max.	Screw Size	Weight
999LA	2 Jaw	5 1/2"	6"	9/16"-20 x 6 15/16" lg.	2 lbs.
PO13A	2/3 Jaw	5 1/2"	7"	9/16"-20 x 6 15/16" lg.	3.5 lbs.



CAUTION

- Be sure puller is aligned & jaws are fully seated on part to be pulled.
- Do not modify or heat puller parts; this causes loss of strength and voids the product warranty.
- When possible use a larger sized puller to avoid potential overloading.



1002



PO12



1004



PO12L

7 Ton Capacity, reversible Jaw Puller

Part No.	Description	Reach max.	Spread max.	Screw Size	Weight
1002	2 Jaw	5"	9"	1 ¹ / ₁₆ "-18 x 9" lg.	4.1 lbs.
PO12	2/3 Jaw	5"	10 ¹ / ₂ "	1 ¹ / ₁₆ "-18 x 9" lg.	6.3 lbs.

7 Ton Capacity, Adjustable Jaw Puller

Part No.	Description	Reach max.	Spread max.	Screw Size	Weight
1004	2 Jaw	8 ³ / ₄ "	9 ¹ / ₂ "	1 ¹ / ₁₆ "-18 x 9" lg.	5.2 lbs.
PO12L	2/3 Jaw	8 ³ / ₄ "	11"	1 ¹ / ₁₆ "-18 x 9" lg.	8.1 lbs.



1003



1006



PO14



PO17

13 Ton Capacity, Adjustable Jaw Puller

Part No.	Description	Reach max.	Spread max.	Screw Size	Weight
1003	Std. 2 Jaw	11"	12 ¹ / ₂ "	1 ³ / ₁₆ "-16 x 12" lg.	10.5 lbs.
1006	Long 2 Jaw	15 ¹ / ₄ "	15 ¹ / ₄ "	1 ³ / ₁₆ "-16 x 12" lg.	11.6 lbs.

13 Ton Capacity, Adjustable Jaw Puller

Part No.	Description	Reach max.	Spread max.	Screw Size	Weight
PO14	Std. 2/3 Jaw	11"	14"	1 ³ / ₁₆ "-16 x 12" lg.	15.3 lbs.
PO17	Long 2/3 Jaw	15 ¹ / ₄ "	17"	1 ³ / ₁₆ "-16 x 12" lg.	16.3 lbs.

PULLERS



P202T



P302T

2 Ton Capacity, Single Operator Puller

Part No.	Description	Reach max.	Spread max.	Screw Size	Weight
P202T	2 Jaw	3"	4 1/2"	5/8"-8 x 7 1/2" lg.	2 lb.
P302T	3 Jaw	3"	4 1/2"	5/8"-8 x 7 1/2" lg.	3 lb.

Single Operator Pullers

- Unique fixed leg design allows for easy one person operation
- Pressure screw threads designed for easy adjustment and high torque application
- Yoke and legs are drop-forged from alloy steel
- Black oxide finish



P205T



P305T



P210T



P310T

5 Ton Capacity, Single Operator Puller

Part No.	Description	Reach max.	Spread max.	Screw Size	Weight
P205T	2 Jaw	5 1/2"	9 1/2"	3/4"-8 x 11 3/8" lg.	7 lb.
P305T	3 Jaw	5 1/2"	9 1/2"	3/4"-8 x 11 3/8" lg.	8 lb.

10 Ton Capacity, Single Operator Puller

Part No.	Description	Reach max.	Spread max.	Screw Size	Weight
P210T	2 Jaw	9"	15"	7/8"-6 x 15 3/4" lg.	17.5 lb.
P310T	3 Jaw	9"	15"	7/8"-6 x 15 3/4" lg.	19 lb.

3 Ton Capacity, Single Operator Puller

Part No.	Description	Reach max.	Spread max.	Screw Size	Weight
P2303T	2/3 Jaw	4 ³ / ₄ "	7"	5/8"-8 x 7 ¹ / ₂ "	2.9 lb.



Single Operator Pullers

- Unique fixed leg design allows for easy one person operation
- Pressure screw threads designed for easy adjustment and high torque application
- Yoke and legs are drop-forged from alloy steel
- Black oxide finish

8 Ton Capacity, Single Operator Puller

Part No.	Description	Reach max.	Spread max.	Screw Size	Weight
P2308T	2/3 Jaw	8 ¹ / ₄ "	11 ³ / ₄ "	3/4"-8 x 11 ³ / ₈ "	8.2 lb.



12 Ton Capacity, Single Operator Puller

Part No.	Description	Reach max.	Spread max.	Screw Size	Weight
P2312T	2/3 Jaw	10"	17 ¹ / ₄ "	7/8"-6 x 15 ³ / ₄ " lg	20 lb.



PULLERS

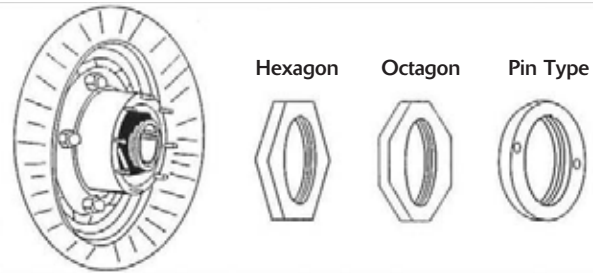
Heavy Duty Adjustable Wheel Bearing Lock Nut Wrench

Part No.	Description
AN100	Adjustable jaws with lock fitting suitable for both hexagon and octagon wheel bearing lock nuts.



FEATURES

- Capacity:
6 pt. lock nut: 1¹³/₁₆" (46mm) to 5¹/₁₆" (128mm).
8 pt. lock nut: 2³/₈" (60mm) to 5¹/₈" (130mm).
- Three pairs of pins included, diameters: 1/4" (6mm), 5/16" (8mm) and 3/8" (10mm).
- To be used with 3/4" dr. breaker bar or ratchet.
- Designed for professional usage.



Bearing Separator

Part No.	Description	Threads	Weight
P500	1/4" - 15/16" capacity	5/16" - 18	0.6 lb.

Can be used with No. 995, 999A and PO10A



Pulley Pulling Attachment

Part No.	Description	Threads	Weight
P507	1 ³ / ₄ " - 5 ⁷ / ₈ " capacity	5/8" - 18	4.3 lb.

Can be used with No. P312, 1002, PO12, 1004 and PO12L



Bearing Separator

Part No.	Description	Threads	Weight
P509	1/2" - 9" capacity	5/8" - 18	12.5 lb.

Can be used with No. 1003, 1006, PO14 and PO17



Bearing Separator

Part No.	Description	Threads	Weight
P501	0" - 2 ¹ / ₄ " capacity	7/16" - 20	1.4 lbs.

Can be used with No. 1001, PO11, 999LA, PO13A or P309

Part No.	Description	Threads	Weight
P503	0" - 4 ¹ / ₄ " capacity	5/8" - 18	5.5 lbs.

Can be used with No. 1002, PO12, 1004, PO12L



Triangle Separators

Part No.	Opening Capacity	Weight
P3160	1 1/16" - 6 1/4"	5 lbs.
P3210	2" - 8 1/4"	12 lbs.



10 Ton Capacity, Large Gear and Pulley Puller

Part No.	Screw Size	Spread Range	Block Opening	Block Dimensions	Weight
P310	3/4" - 16" x 11 5/8"	2" to 7 3/4"	9/16"	8 1/4" x 1 3/8" x 1"	4.4 lbs.



Timing Gear Puller

Part No.	Screw Size	Spread Range	Block Opening	Block Dimensions	Weight
P309	3/8" - 16" x 13lg	1 1/2" to 4 1/4"	7/16"	4 7/8" x 1 3/16"	1.6 lbs.

*Use for servicing crankshaft pulleys & timing gears



Pitman Arm Puller

Part No.	Description	Weight
P190	Pulls tie rod ends on front wheel drive cars	2.0 lbs.



Pilot Bearing Puller

Part No.	Description	Jaw Spread	Centre Rod	Weight
P498	2-Jaw Slide Hammer	1/2" to 1 1/2"	1/2" - 13" x 13 lg.	3.6 lbs.




Harmonic Balancer Puller

Part No.	Description	Weight
P200	Span 1 1/2" to 4 1/2", 6 ton 2-Way	2.5 lbs.

Contains 5 sets of side bolts, includes:

- 2 each: 3/8" - 16" x 4"
- 3 each: 3/8" - 24" x 2"
- 3 each: 5/16" - 18" x 2"
- 3 each: M8 - 1.25" x 80mm
- 3 each: M10 - 1.50" x 50mm

PULLERS



Axle Puller - Flange Type

Part No.	Description	Sliding Hammer	Centre Rod	Weight
P499	Flange-Type, Bolt Circle range 4 1/2" to 5 1/2"	5 lbs.	5/8" - 18" x 32"	9.4 lbs.



Pilot Bearing Puller

Part No.	Description	Weight
88110	Range 1/2" to 1 1/2" inside diameter	1.7 lbs



Universal Hub Puller

Part No.	Description	Centre Screw	Weight
827	Universal Hub Puller, with 1 1/8" hex head	1" - 14" x 9"	9.0 lbs.

Three legs can be adjusted to an 8" diameter bolt circle.



Steering Wheel Puller

Part No.	Description	Weight
P187	Steering-Wheel Puller	2.2 lbs.

Includes five sets of side bolts:

- 2 each: 1/4" - 28" x 3"
- 2 each: 5/16" - 28" x 3 1/2"
- 2 each: 5/16" - 28" x 4 1/2"
- 2 each: 3/8" - 16" x 4"
- 2 each: M8 - 1.25" x 80mm



PO40
Lock-On Jaw Puller Set, 6 Ton Capacity
 2 Jaw / 3 Jaw Internal and External

Description	Assembly	Inside Spread	Outside Spread
2-Jaw	2 short legs	1 1/2" - 4 1/2"	3/4" - 5"
	2 long legs	2 3/4" - 5 1/2"	3/4" - 7 1/2"
3-Jaw	3 short legs	1 1/2" - 4 3/4"	1" - 4 1/2"
	3 long legs	3 1/4" - 6 1/4"	1" - 6 1/4"

Weight: 6.8 lbs.



PO50A
4" Gear Puller Set, 2 Ton Capacity

Description	Reach Max	Spread Max	Screw Size
2-Jaw	3 3/8"	4"	3/8" - 24" x 47/8" lg.
3-Jaw	3 3/8"	4 3/4"	3/8" - 24" x 47/8" lg.

Assembles to make two standard reversible gear pullers.
 Weight: 1.5 lbs.



PO60A
6", 7" Gear Puller Set, 5 Ton Capacity

Description	Reach Max	Spread Max	Screw Size
2-Jaw	3 1/4"	6"	9/16" - 20" x 6 15/16" lg.
3 Jaw	3 1/4"	7"	9/16" - 20" x 6 15/16" lg.
2-Jaw	5 1/2"	6"	9/16" - 20" x 6 15/16" lg.
3 Jaw	5 1/2"	7"	9/16" - 20" x 6 15/16" lg.

Assembles to make four standard reversible gear pullers.
 Weight: 4.0 lbs.



PO70
9", 10", 11" Gear Puller Set, 7 Ton Capacity

Description	Reach Max	Spread Max	Screw Size
2-Jaw	5 1/2"	9"	1 1/16" - 18" x 9" lg.
2 and 3 Jaw	5 1/2"	10"	1 1/16" - 18" x 9" lg.
2-Jaw	9"	10"	1 1/16" - 18" x 9" lg.
2 and 3 Jaw	9"	11"	1 1/16" - 18" x 9" lg.

Assembles to make 2 adjustable and 2 reversible gear pullers.
 Weight: 10.7 lbs.

PULLERS



P210 Harmonic Balancer & Steering Wheel Puller Set

Includes eight sets of side bolts:

- 3 each: 3/8" - 16" x 4" 3 each: 3/8" - 24" x 2"
 - 3 each: 5/16" - 18" x 2" 3 each: M8 - 1.25" x 80mm
 - 3 each: M10 - 1.50" x 50mm 2 each: 1/4" - 28" x 3"
 - 2 each: 5/16" - 24" x 3 1/2" 3 each: 5/16" - 18" x 4 1/2"
- Weight: 4.0 lbs.



P50109 2 Pieces Bearing Separator Puller Set

Part No.	Description
P501	0" - 2 1/4" capacity
P309	Timing gear puller

Weight: 3.0 lbs.



P5013A 2 Pieces Bearing Separator Set

Part No.	Description
P501	0" - 2 1/4" capacity
P503	0" - 4 1/4" capacity

Weight: 6.9 lbs.



Puller Bearing Separator, 5 Ton Capacity

Part No.	Description	Weight
P293	Puller Bearing Separator Set	10 lb.

- Includes:
- Two bearing separators (2" & 3")
 - Four sets of extension shafts
 - 5" Cross slide puller with center screw (9/16" - 10 x 7")
 - Blow molded carrying case



Multipurpose Bearing/Puller Set

Part No.	Description	Weight
P300	Puller Bearing Separator Set	9.3 lb.

Includes:

One pressure screw $\frac{3}{4}$ " - 16 x $7\frac{1}{4}$ " long
 One pressure screw $\frac{3}{4}$ " - 16 x $5\frac{1}{2}$ " long
 One yoke bar - 3 pin hole, spread range $3\frac{1}{4}$ " to $5\frac{1}{2}$ "
 One yoke bar - 2 pin hole, spread range $2\frac{3}{8}$ " to $3\frac{3}{8}$ "
 Two adjustable clamp bolts
 Two jaw pins with spring ball
 Three pairs of puller jaws: $1\frac{3}{8}$ " max, $1\frac{5}{8}$ " max, $1\frac{3}{4}$ " max
 Three pairs of hex capped bolts
 Blow molded carrying case
 Use on Pitman arms, timing gear, bearing alternators, power steering, harmonic pulleys, and crankshaft pulleys.



Slide Hammer Puller Set

Part No.	Description	Weight
P495	Slide Hammer Puller Set	18.5 lb.

Includes:

5 lb. slide hammer
 2-way block
 3-way block
 Cone block
 3 Internal/external jaw $6\frac{1}{2}$ "
 3 Internal/external jaw $3\frac{3}{4}$ "
 3 Pilot bearing jaws $2\frac{3}{8}$ "
 Front hub puller
 Small yoke puller
 Center screw
 Dent puller attachment
 Grip wrench adapter with single lead
 Puller hook
 Blow molded carrying case

PO10T

3 Pieces Push Puller Set

Part No.	Description
P309	Timing Gear Puller Spread range $1\frac{1}{2}$ " - $4\frac{1}{4}$ " One center screw $\frac{5}{8}$ " - 18 x $5\frac{1}{2}$ " long Two hex head cap screw ($\frac{3}{8}$ " - 16 x 3") One extra center screw $\frac{5}{8}$ " - 18 x 13" long (Ideal for use with P309)
P310	Large Gear and Pulley Puller Spread range 2" to $7\frac{3}{4}$ " One center screw $\frac{3}{4}$ " - 16 x $11\frac{5}{8}$ " long Cap screws not included
P312	10 Ton Push Puller Reach Max: $8\frac{1}{4}$ " Spread range: $2\frac{1}{8}$ " to $7\frac{1}{4}$ " One $\frac{1}{2}$ " center screw $\frac{3}{4}$ " - 16 x 12" long, tip end threaded $\frac{5}{8}$ " - 18 One center nut Two sliding plates with hex nut Two legs $6\frac{3}{4}$ " long with tip end threaded $\frac{5}{8}$ " - 18 Two end caps $1\frac{1}{2}$ " long Can be used with P503 and P507 Plastic spare parts container (empty) Blow molded carrying case



RELATED HAND TOOLS



The highest standard. Yours.



GRAY TOOLS



Extractors	300
Stud Removers	301
Rethreading & Tapping	301
Drill Bits	305
Hacksaw	306
Utility Knives	306
Deburring Tools	308
Tube & Pipe Cutters	309
Flaring	310
Plumbing Tools	312
Mirrors & Magnetic Tools	313
Automotive	318
Scrapers	321
Measuring Tools	323
Marking	324
Replacement Parts	325

EXTRACTORS & TAPPING



Straight Type Extractor

Part No.	Screw, stud or bolt size	Use drill Size	Min. hole depth	Pipe Size
SE50-1	1/4", 15/16"	1/8"	3/8"	—
SE50-2	3/8"	3/16"	1/2"	—
SE50-3	7/16"	15/64"	1/2"	1/8"
SE50-4	1/2", 9/16"	15/16"	1/2"	1/4"
SE50-5	5/8"	3/8"	5/8"	3/8"
SE50-6	3/4"	15/32"	11/16"	—
SE50-7	7/8"	9/16"	11/16"	1/2"
SE50-8	1", 1 1/8"	21/32"	3/4"	1/2"
SE50-9	1 1/4", 1 3/8"	13/16"	3/4"	3/4"
SE50-10	1 1/2"	1"	1"	1"



Left-hand Spiral Tapered Flute Extractor

Part No.	Removes screw size	Use drill size
EX1	1/8"-5/32" / 3-4mm	5/64" / 1.8mm
EX2	3/16"-9/32" / 5-7mm	7/64" / 2.6mm
EX3	15/16"-3/8" / 8-10mm	5/32" / 3.7mm
EX4	7/16"-3/8" / 11-14mm	1/4" / 5.5mm
EX5	3/8"-11/16" / 16-18mm	18/64" / 7mm
EX6	5/8"-7/8" / 16-22mm	13/32" / 10mm



No. SE50C 5 Pieces Straight Type Extractor Set

Contains: SE50-1, SE50-2, SE50-3, SE50-4, SE50-5
Includes Pouch



No. SE70C 7 Pieces Straight Type Extractor Set

Contains: SE50-1, SE50-2, SE50-3, SE50-4, SE50-5, SE50-6, SE50-7
Includes Pouch



No. S35P
5 Pieces Left Hand Spiral Tapered Flute Extractor Set

Contains: EX1, EX2, EX3, EX4, EX5
 Includes Pouch



No. SE1410
10 Pieces Combination Screw Extractor & Drill Set

Contains:
 5 cobalt high speed M35 steel jobber drill bits
 5/64" - 9/32" and 5 left hand spiral tapered flute
 extractors EX1-EX5.
 Includes Metal Drill Index 90773



2591A



19

Stud Removers

Part No.	Description	Length
2591A	1/2" Dr. 1/4" to 9/16"	2"
19	1/2" Dr. 1/4" to 3/4"	2"



Ratcheting Tap Wrenches - Reversible

Part No.	Tap Sizes	Jaw Capacity
G52/1	0.118" - 0.315" (3-8mm)	0.078" - 0.197" (2-5mm)
G52/2	0.078" - 0.472" (5-12mm)	0.177" - 0.315" (4.5-8mm)

RETHREADING & TAPPING



Rethreading Kit

Part No.	No. Pieces	Contents
91942	42	Includes 19 taps, 21 dies, of NC, NF and metric sizes, including 2 thread files.

Includes Custom Molded Plastic Case.



Rethreading Kit

Part No.	No. Pieces	Contents
91953	53	Includes 19 taps, 32 dies, of NC, NF and metric sizes, including 2 thread files.

Includes Custom Molded Plastic Case.



Thread Restorer Set - External Type

Part No.	Description
C7TR	NC-USS Coarse: 1/4", 5/16", 3/8", 7/16", 1/2", 9/16", 5/8"
F7TR	NF-SAE Fine: 1/4", 5/16", 3/8", 7/16", 1/2", 9/16", 5/8"



Thread Restorers - External Type

Part No.	Description
TR1T	Threads per inch: 11, 12, 13, 14, 16, 18, 20, 24
TR2T	Threads per inch: 9, 10, 12, 16, 20, 27, 28, 32
TRM1	Threads per mm: .75, 1, 1.25, 1.5, 1.75, 2, 2.5, 3

RETHREADING & TAPPING



SAE Coarse Taps

Part No.	Description
91108	1/4"-20 TPI
91110	5/16"-18 TPI
91112	3/8"-16 TPI
91114	7/16"-14 TPI
91116	1/2"-13 TPI
91118	9/16"-12 TPI




SAE Fine Taps

Part No.	Description
91208	1/4"-28 TPI
91210	5/16"-24 TPI
91212	3/8"-24 TPI
91214	7/16"-20 TPI
91216	1/2"-20 TPI
91218	9/16"-18 TPI



SAE Fine Dies

Part No.	Description
91308	1/4"-28 TPI
91310	5/16"-24 TPI
91312	3/8"-24 TPI
91314	7/16"-20 TPI
91316	1/2"-20 TPI
91318	9/16"-18 TPI
91320	5/8"-18 TPI
91324	3/4"-16 TPI
91325	3/4"-20 TPI



SAE Coarse Dies

Part No.	Description
91408	1/4"-20 TPI
91410	5/16"-18 TPI
91412	3/8"-16 TPI
91414	7/16"-14 TPI
91416	1/2"-13 TPI
91418	9/16"-12 TPI
91420	5/8"-11 TPI
91424	3/4"-10 TPI



Metric Dies

Part No.	Description
91505	6mm x 1.00mm
91506	6mm x 1.25mm
91507	7mm x 1.00mm
91508	8mm x 1.00mm
91509	8mm x 1.25mm
91510	8mm x 1.50mm
91511	10mm x 1.00mm
91512	10mm x 1.25mm
91515	10mm x 1.50mm
91522	12mm x 1.25mm
91525	12mm x 1.50mm
91527	12mm x 1.75mm
91542	14mm x 1.25mm
91545	14mm x 1.50mm
91555	20mm x 1.50mm



Metric Taps

Part No.	Description
91610	6mm x 1.00mm
91611	8mm x 1.25mm
91612	10mm x 1.25mm
91615	10mm x 1.50mm
91622	12mm x 1.25mm
91625	12mm x 1.50mm
91627	12mm x 1.75mm

RETHREADING & TAPPING



92340 40 Pieces Alloy Tap and Die Set Standard

Contains:
Carbon tap and die set, NC/NF, with taps and 1" O.D. round dies:
4-40, 6-32, 8-32, 10-24, 10-32, 12-24, 1/4"-20, 1/4"-28, 5/16"-18, 5/16"-24,
3/8"-16, 3/8"-24, 7/16"-14, 7/16"-20, 1/2"-13, 1/2"-20, 1/8"-27 NPT, 1 Die
Stock, Screw Pitch Gauge, 2 Tap Wrenches, Screwdriver
Includes Metal Storage Case



92440 40 Pieces Alloy Tap and Die Set Metric

Contains:
Carbon tap and die set, NC/NF, with taps and
1" O.D. round dies: 3 x 0.5, 3 x 0.6, 4 x 0.7,
4 x 0.75, 5 x 0.8, 5 x 0.9, 6 x 0.75, 6 x 1.0, 7 x 0.75,
7 x 1.01, 8 x 1.0, 8 x 1.25, 10 x 1.25, 10 x 1.5,
12 x 1.5, 12 x 1.75, 1/8"-27 NPT, 1 Die Stock,
Screw Pitch Gauge, 2 Tap Wrenches and Screwdriver
Includes Metal Storage Case

2599 18 Pieces Combination Tap and Drill Set

Contains:
9 high speed standard hand taps, 6-32 to 1/2" - 13
NC featuring ground threads and 60° thread form
with 9 matching high speed jobber drills.
Includes Metal Drill Index (90068)





92129 29 Pieces SAE Cobalt High Speed Steel Drill Bit Set

Contains:

1/16" - 1/2" x 64ths, Jobber length 135° split point,
Grade: M35 Steel, Spec. NAS 907J
Includes Metal Drill Index Case



92125M 25 Pieces Metric Cobalt High Speed Steel Drill Bit Set

Contains:

1 - 13mm, Jobber length 135 split point,
Grade: M35 Steel, Spec. DIN1412-ANSI
Standard N
Includes plastic storage case.

SAE Individual Cobalt Bits

Part No.	Size	Overall Length
9210-1/16	1/16"	1 7/8"
9210-5/64	5/64"	2"
9210-3/32	3/32"	2 1/4"
9210-7/64	7/64"	2 5/8"
9210-1/8	1/8"	2 3/4"
9210-9/64	9/64"	2 7/8"
9210-5/32	5/32"	3 1/8"
9210-11/64	11/64"	3 1/4"
9210-3/16	3/16"	3 1/2"
9210-13/64	13/64"	3 5/8"
9210-7/32	7/32"	3 3/4"
9210-15/64	15/64"	3 7/8"
9210-1/4	1/4"	4"
9210-17/64	17/64"	4 1/8"
9210-9/32	9/32"	4 1/4"
9210-19/64	19/64"	4 3/8"
9210-5/16	5/16"	3 3/16"
9210-21/64	21/64"	4 5/8"
9210-11/32	11/32"	4 3/4"
9210-23/64	23/64"	4 7/8"
9210-3/8	3/8"	3 5/8"
9210-25/64	25/64"	5 1/8"
9210-13/32	13/32"	5 1/4"
9210-27/64	27/64"	5 3/8"
9210-7/16	7/16"	5 1/2"
9210-29/64	29/64"	5 5/8"
9210-15/32	15/32"	5 3/4"
9210-31/64	31/64"	5 7/8"
9210-1/2	1/2"	6"

Metric Individual Cobalt Bits

Part No.	Size	Overall Length
9210-1M	1mm	34mm
9210-1.5M	1.5mm	40mm
9210-2M	2mm	49mm
9210-2.5M	2.5mm	57mm
9210-3M	3mm	61mm
9210-3.5	3.5mm	70mm
9210-4M	4mm	75mm
9210-4.5M	4.5mm	80mm
9210-5M	5mm	86mm
9210-5.5M	5.5mm	93mm
9210-6M	6mm	93mm
9210-6.5M	6.5mm	101mm
9210-7M	7mm	109mm
9210-7.5M	7.5mm	109mm
9210-8M	8mm	117mm
9210-8.5M	8.5mm	117mm
9210-9M	9mm	125mm
9210-9.5M	9.5mm	125mm
9210-10M	10mm	133mm
9210-10.5M	10.5mm	133mm
9210-11M	11mm	142mm
9210-11.5M	11.5mm	142mm
9210-12M	12mm	151mm
9210-12.5M	12.5mm	151mm
9210-13M	13mm	151mm

CUTTING




Hacksaw

Part No.	Description
2682HD	<p>Premium industrial strength hacksaw</p> <ul style="list-style-type: none"> • Cuts ferrous and non ferrous metals and other materials. • Unique 2 step quick blade change action. • 12" blade is adjustable to 45° and 90°. • Blade tension lever integrated into handle for quick change of blades. • Supplied complete with top quality bi-metal HSS 24 tpi blade. • Flexible high speed teeth welded to top quality alloy steel backing. • 1/2" wide lacquered blade provides superior cutting efficiency with maximum safety. • Comfortable fully insulated molded handle. • Spare blade storage area located in black frame.



6" Blade Mini Hacksaw


Part No.	Description
2612HS	<p>Professional grade industrial mini hacksaw.</p> <ul style="list-style-type: none"> • Six blade angle settings. • Sturdy oval aluminum frame for greater cutting depth. • Cushioned comfort grip handle. <p>Replacement blade: 2612HS-BLD</p>



206-KBL

Screw-Lock Utility Knife

Part No.	Description	Replacement Blades
206	<p>Heavy Duty Utility Knife</p> <ul style="list-style-type: none"> • Handle stores extra blades. • Easy to remove and install blades. • Comfort grip handle. • Includes 3 blades. 	206-KBL (Pkg. 5)



Utility Knife Blades

Part No.	Description	Quantity of blades per pack
GB-10BH	G-Blades: 18mm x 0.6mm	10
HB-10BH	H-Blades: 25mm x 0.7mm	10
LB-10BH	L-Blades: 18mm x 0.5mm	10
SB-10BH	S-Blades: 8mm x 0.38 mm	10

- High-tempered steel for a harder blade that holds its edge longer.
- Double-honed to stay sharper.
- Compatible with all brands of knives.
- G-blades are 20% thicker than L- blades, for heavy-duty use.



Screw-Lock Utility Knife

Part No.	Description	Replacement Blade
G-16	<ul style="list-style-type: none"> Screw-locking blade slider. Ergonomic rubber grips on top and bottom. One Power Black high-tempered steel G-blade loaded, and two Power Black spare G-blades in the handle. Can be reloaded with L- or thicker G-blades. 	GB-10BH



Extra Heavy Duty Utility Knife

Part No.	Description	Replacement Blade
H-12	<ul style="list-style-type: none"> Screw locking blade slider. Loaded with one BlackMax high-tempered black steel blade loaded. 	HB-10BH



Utility Knife

Part No.	Description	Replacement Blades
L-18	Retractable Blade Utility Knife Includes break-away strip of extra blades	LB-10BH



Screw-Lock Utility Knife

Part No.	Description	Replacement Blade
L-19	<ul style="list-style-type: none"> Screw-locking blade slider. One Power Black high-tempered steel blade loaded, and two Power Black spare L-blades in the handle. Can be reloaded with L- or thicker G-blades. 	LB-10BH



Gripfit Autolock Utility Knife

Part No.	Description	Replacement Blade
L-22	<ul style="list-style-type: none"> Auto-locking blade slider. Ergonomic rubber grips on top and bottom. One Power Black high-tempered steel L-blade loaded, and two Power Black L-blades in the handle. Can be reloaded with L- or thicker G-blades. 	LB-10BH



Metal Body Slim Utility Knife

Part No.	Description	Replacement Blade
S-13	<ul style="list-style-type: none"> Locking blade slider. One Power Black high-tempered steel S-blade loaded, and two Power Black spare S-blades included. 	SB-10BH

DEBURRING



DT1000 3 Pieces Deburring Tool Set

Contains:
2 high speed steel blades (DT-100) in plastic handle.
Ideal for removing burrs and sharp edges on metal and plastic parts, tubes and fittings.



DT2000 3 Pieces Deburring Tool Set

Contains:
2 high speed steel blades (DT-100) in aluminum handle.
Ideal for removing burrs and sharp edges on metal and plastic parts, tubes and fittings.



DT3000 3 Pieces Deburring Tool Set w/ Telescoping Blade Holder

Contains:
2 high speed steel blades (DT-100) in aluminum handle.
Ideal for removing burrs and sharp edges on metal and plastic parts, tubes and fittings.



Deburring Tool Set with Telescoping Blade Holder

Part No.	Description	Replacement Bits Set
DT4000	Includes 2 high speed steel blades in aluminum handle <ul style="list-style-type: none"> • Shank diameter 2.5mm (3/32") • Shaft extends up to 4" • OAL 11" - 15" • Extra blade storage in handle 	DT-10-5

Ideal for removing burrs and sharp edges on metal and plastic parts, tubes and fittings.



5 Pieces Deburring Blade Sets

Part No.	Fits	Description
DS-100-5	DT1000, DT2000 or DT3000	Cuts right and left
DT-100-5	DT1000, DT2000 or DT3000	Cuts right only
DT-10-5	DT4000	Cuts right only Shank diameter 2.5mm (3/32")

H.S.S. blade ideal for metal and plastic



SR-100-2 2 Pieces Scriber Blade Set

H.S.S. blade ideal for placing marks on metal and plastic surfaces.
Fits DT1000, DT2000 or DT3000 and most competitors handles.

Universal Pipe, Tube & Hose Cutter

Part No.	Description	Replacement Blade
62642	<p>Cuts all types of plastic, rubber and KEVLAR® reinforced pipe, tube and hose.</p> <ul style="list-style-type: none"> • Capacity: O.D. 1⁵/₆₄" - 1⁵/₈" (6mm - 42mm) I.D. 1³/₈" Ø (36mm) • Easily cuts P.V.C., C.P.V.C., polyethylene, and KEVLAR® pipe. • Replaceable stainless steel blade. • Incremental cutting action avoids cracking the work piece. • Spring loaded trigger and reset mechanism. • Smooth accurate cuts. • Die cast aluminum alloy body. • Ideal for use in confined spaces. • Corrosion and wear resistant. 	62642-BLD



Heavy Duty Pipe Cutter

Part No.	Description	Replacement Blade
65042	<p>Cuts all types of plastic, rubber and KEVLAR® reinforced pipe, tube and hose.</p> <ul style="list-style-type: none"> • Capacity: O.D. 1⁵/₈" (42mm) I.D. 1³/₈" Ø (36mm) • Easily cuts P.V.C., C.P.V.C., polyethylene, and KEVLAR® pipe. • Corrosion and wear resistant. • Deburring tool included. 	65042-BLD



CUTTING & FLARING

Tube and Pipe Cutters

Part No.	Description	Replacement Blades
84122	Cuts tubing 1/8" to 5/8" O.D.	84100
84130*	Cuts tubing 1/8" to 1 1/8" O.D. with retractable locking reamer	84100
84142*	Cuts tubing 1/4" to 1 5/8" O.D. with retractable locking reamer	84110
84167*	Cuts tubing 1/4" to 2 1/2" O.D. with retractable locking reamer	84110
	Above cutters are designed to cut soft copper and steel brake tubing.	
84172	Cuts steel pipes 1/8" to 2" O.D. T-handle style	84120

*Includes replacement cutting wheel in handle



89657 11 Piece Double Flaring Tool Set w/Tube Cutter

Contains:

7 dies, 3/16", 1/4", 5/16", 3/8", 7/16", 1/2", 5/8" O.D. Tube dia.

Tubing, Yoke Assembly, Bar Assembly, Handle and 84130 Tube Cutter. 45° Flare.

Includes Custom Molded Case



Replacement Parts for 89657

Part No.	Tube Dia. O.D.
89657-1	3/16"
89657-2	1/4"
89657-3	5/16"
89657-4	3/8"
89657-5	1/2"
89657-6	7/16"
89657-7	5/8"
89657-BAR	Bar Assembly
89657-YKA	Yoke Assembly

RF163 8 Piece Double Flaring Tool Set

Contains:
5 dies, 3/16", 1/4", 5/16", 3/8", 1/2" O.D. Tube Dia.,
Yoke assembly, bar assembly & handle. 45° Flare.
Includes Custom Molded Case

Replacement Dies for RF163

Part No.	Tube Dia. O.D.
RF163-1	3/16"
RF163-2	1/4"
RF163-3	5/16"
RF163-4	3/8"
RF163-5	1/2"



89656 8 Piece I.S.O. Metric Bubble Flaring Tool Set

Contains:
4 dies, 4.75mm, 6.0mm, 8.0mm, 10.0mm O.D. Tube Dia.
Yoke assembly, Bar Assembly, Reamer and Wrench.
For automotive brake systems.
Includes Custom Molded Case

Replacement Parts for 89656

Part No.	Tube Dia. O.D.
89656-1	4.75
89656-2	6.0
89656-3	8.0
89656-4	10.0
89656-6	Bar Assembly
89656-9	Combination wrench and height gauge

PLUMBING TOOLS



Tube Bender - Single Head

Part No.	Outside Diameter	Overall Length
TB108	1/4"	11 1/2"
TB110	5/16"	12 1/2"
TB112	3/8"	13 1/2"
TB116	1/2"	17 1/2"
TB120	5/8"	18 1/2"

FEATURES

- Bends up to 180°.
- Makes smooth tight radius bends with minimum effort.
- Ideal for bending soft copper and aluminum tubing only.
- Easy to read calibrated markings allow for precise bends.
- Open side type slips over tube at any point.
- Steel handle with cushion grip.



65004 4 Way Key Wrench

Fits sillcocks or spigots sizes: 1/4", 9/32", 5/16", 11/32" (6mm, 7mm, 8mm, 9mm)



Basin Wrench

Part No.	Capacity	Overall Length
BW1011	3/8 - 1 1/4"	11"

- For installation and removal of nuts in hard to reach places and faucet fittings on wash basins and sinks.
- Spring loaded forged alloy jaws.
- Forged steel jaws turn 180° for great flexibility.



Telescoping Basin Wrench

Part No.	Capacity	Overall Length
BWT1016	3/8 - 1 1/4"	11" - 17"

- Extends from 11" to 17"
- For installation and removal of nuts in hard to reach places and faucet fittings on wash basins and sinks.
- Spring loaded forged alloy jaws.
- Forged steel jaws turn 180° for great flexibility.




Inspection Mirrors

Part No.	Description	Length
CF143	Pocket Circular with Clip, 1 1/4"	8"
CF144	Pocket Circular with Clip, 7/8"	7 1/2"



Telescopic Inspection Mirror

Part No.	Description	Length
CF146	2 1/4" Telescopic circular glass swivel head	10-14"



Telescopic Inspection Mirror

Part No.	Description	Length
CF147	Telescopic Rectangular, 2 1/8" x 3 1/2"	11 1/4 to 15 1/4"
CF147-RM	Replacement mirror	



Inspection Mirror

Part No.	Description	Length
CF145	Pocket Oval with Clip, 1" x 2"	8 1/2"

MIRRORS



Inspection Mirror

Part No.	Description	Length
89317	Spring controlled inspection mirror 90° movement, 1 ¹¹ / ₁₆ " x 2 ¹⁷ / ₃₂ "	16 ¹ / ₄ "
89317-RM	Replacement mirror	



Telescopic Inspection Mirror

Part No.	Description	Reach
89905	1 ³ / ₄ " x 1 ³ / ₄ " square glass mirror	9 to 35 ¹ / ₂ "
89905-RM	Replacement mirror	



Telescopic Inspection Mirror

Part No.	Description	Reach
89906	1 ³ / ₄ " x 2 ¹ / ₂ " rectangular glass mirror • Swivel head	10 to 36"
89906-RM	Replacement Mirror	
89907	2 ¹ / ₂ " x 3 ¹ / ₂ " rectangular glass mirror • Swivel head	10 ¹ / ₂ to 37"
89907-RM	Replacement Mirror	




Telescopic Inspection Mirror

Part No.	Description	Reach
89911	3 ³ / ₄ " circular glass mirror • Swivel head	20 to 32"
89911-RM	Replacement mirror	

Telescopic Magnetic Pick Up Tool

Part No.	Description	Reach
89901	Telescopic magnetic pick up tool • Heavy duty 1/4" dia. magnet holds up to 5 lbs.	7 to 33 1/2"
89902	Telescopic magnetic pick up tool • Heavy duty 7/16" dia. magnet holds up to 14 lbs.	7 to 33 1/2"



Heavy duty magnet

Telescopic Magnetic Pick Up Tool

Part No.	Description	Reach
89903	Swivel head magnetic pick up tool • Heavy duty 7/16" dia. magnet holds up to 14 lbs.	7 1/2 to 34"

Telescopic Magnetic Pick Up Tool

Part No.	Description	Reach
89910	Telescopic magnetic pick up tool • Heavy duty 1 1/8" dia. magnet holds up to 30 lbs.	16 3/4 to 29"



Pickup Tool - Fixed

Part No.	Description	Length
K1	Magnetic - Fixed	9"

MAGNETS



Pickup Tools - Telescopic

Part No.	Description	Reach
K2	Magnetic - Telescopic - lifts 2 lbs.	17 to 26½"
89931	Magnetic - Telescopic - lifts 6.5 lbs.	17 to 26½"



Pickup Tool - Flexible

Part No.	Description	Reach
K3	Magnetic - Flexible	18¼"



Pickup Tool

Part No.	Description	Reach
K5	Magnetic - Telescopic lifts 1 lb.	5¼ to 17¼"



Pickup Tools

Part No.	Description	Reach
K9	Mechanical Fingers - Flexible	15"
K4	Mechanical Fingers - Rigid	6"



K906

Pickup Tool

Part No.	Description	Reach
K906	Magnetic - Pocket-clip	6"



K29 2 Piece Pickup Tool Set

Part No.	Description	Reach
K9	Mechanical Fingers - Flexible	15"
K2	Magnetic - Telescopic - lifts 2 lbs	17 to 26 1/2"

Carded



K2906 2 Piece Pickup Tool Set

Part No.	Description	Reach
K2	Magnetic - Telescopic - lifts 2 lbs	17" to 26 1/2"
K906	Magnetic - Pocket-clip	6"

Carded



Tools sold separately.

Magnetic Rectangular Tray

Part No.	Dimensions
89922	9 1/2" x 1 1/4" x 5 1/2"



Parts not included.

Magnetic Parts Bowl

Part No.	Description
89923	6" diameter, attaches to any steel surface

Voltage Tester

Part No.	Description
89701	6-12-24 Volt tester 60" cord
89702	Replacement bulb for 6-12-24 Volt tester



Nut Breaker

Part No.	Description
170	Capacity: up to 7/16"

Oil Filter Wrench

Part No.	Description	Capacity
XO10	Heavy-duty Filter Wrench	3 1/2" to 3 7/8"




Piston Ring Compressors

Part No.	Description
RC2	Master: 2 1/2" to 5" capacity
RC3	Master: 3 1/2" to 7" capacity
RC4	Truck/Tractor/Diesel: 3 1/2" to 7" capacity



Battery Terminal Cleaner

Part No.	Description
BTC2	Post and Terminal Cleaner



Glaze Breakers - Cylinder Hones

Part No.	Description	Overall Length
CF63	3/4" to 2 1/2"	1 1/8" medium - 220 Grit
CF68	1 1/4" to 3 1/2"	2" medium - 220 Grit
CF61	2" to 5 1/2"	3" medium - 220 Grit
CF62CS	2" to 7"	4" medium - 220 Grit



Replacement Stone Sets - 3 pieces per set

Part No.	Length	Overall Grit	Use On
CF63-14	1 1/8"	320/Fine	CF63 and CF68
CF63-24	2"	320/Fine	CF63 and CF68
CF63-21	2"	220/Medium	CF63 and CF68
CF61-14S	3"	320/Fine	CF61
CF61-12S	3"	220/Medium	CF61
CF61-100	3"	100/Coarse	CF61
CF62-14S	4"	320/Fine	CF62CS
CF62-12S	4"	220/Medium	CF62CS



FG35A



FG1



FG23



FG15A

Feeler Gauges

Part No.	Description	Thickness, in.
FG1	10-Blade	.002, .003, .004, .005, .006, .007, .008, .010, .012, .015
FG12*	15-Blade Intermediate	.002, .003, .004, .005, .006, .007, .008, .010, .011, .012, .013, .014, .015, .020, .025
FG2*	25-Blade Master	.0015, .002, .003, .004, .005, .006, .007, .008, .009, .010, .011, .012, .013, .014, .015, .016, .018, .020, .022, .024, .025, .028, .030, .032, .035
FG35A*	35-Blade Full Range	.0015, .002, .003, .004, .005, .006, .007, .008, .009, .010, .011, .012, .013, .014, .015, .016, .017, .018, .019, .020, .021, .022, .023, .024, .025, .026, .027, .028, .029, .030, .031, .032, .033, .034, .035

Ignition

Part No.	Description	Thickness, in.
FG23	6-Blade Brass Non-magnetic 3" x 1/2"	.006, .008, .010, .012, .014, .016
FG15A*	16-Blade 1 3/4" x 1/4"	.011, .012, .013, .014, .015, .016, .017, .018, .019, .020, .022, .024, .025, .028, .030, .032


*Stainless Steel blades



FG30

Metric Standard - 3" x 1/2"


Part No.	Description	Thickness, mm
FG30	25-Blade Full Range	.04, .05, .06, .07, .08, .09, .10, .15, .20, .25, .30, .35, .40, .45, .50, .55, .60, .65, .70, .75, .80, .85, .90, .95, 1.00



FG7A



FG4444



FG275A

FG9

Spark Plug

Part No.	Description	Thickness, in.
FG7A	8 Wire & Electrode Bender	.020, .025, .028, .030, .032, .034, .035, .040 in.
FG4444	Ramp Style	.020 to .100 in. .6 to 2.4 mm

Specialty

Part No.	Description	Thickness, in.
FG9	8-Blade Piston 9 1/4" x 1/2"	.002, .003, .004, .005, .006, .008, .010, .015
FG275A	26-Blade 45° Offset Full Range Extra Length	.011, .012, .013, .014, .015, .016, .017, .018, .019, .020, .021, .022, .023, .024, .025, .026, .027,



Wire Brush

Part No.	Description	Overall Length
840	Wire Brush	14"



Scriber

Part No.	Description	Overall Length
K908	Scriber, Carbide Tipped	6"



Scraper With Retractable Blade

Part No.	Blade Width	Overall Length	Replacement Blades
207	1 1/2"	5"	208-SBL (Pkg. of 5 blades)



Scraper

Part No.	Blade Width	Overall Length
838	1 1/4"	7 1/2"



Scrapers with Acetate Handle

Part No.	Blade Width	Overall Length
838A	1"	12"
839B	1 1/2"	13 1/2"

SCRAPERS



83839B
2 Piece Scraper Set

Contains: 838 and 839B



Flexible Wire Carbon Scraper

Part No.	Blade Width	Overall Length
89020	1"	9"



83003S
3 Pieces Scraper Set

Part No.	Description	Blade Length	Overall Length	Blade Thickness
83123	6 in 1 Painters Tool 1. Scraper 2. Can opener 3. Compound spreader 4. Nail puller 5. Paint roller remover 6. Surface/crack cleaner	4"	9 1/4"	1/16"
83200	2" Wide Blade Scraper	4 1/4"	9 1/2"	5/64"
83125	1 1/4" Wide Blade Scraper • Stainless steel blade • Comfort grip handle	4 1/4"	9 1/2"	5/64"

*Includes molded tray.



86005
5 Pieces Comfort Grip Hook, Pick & Scraper Set

Part No.	Description	Blade Length	Overall Length
86801	Pick 45° Tip	6"	10"
86802	Pick 90° Tip	6"	10"
86803	Pick Hook Tip	6"	10"
86804	Pick Straight Tip	6"	10"
86805	Scraper 1" Blade Tip	6"	10"



Digital Caliper - Metal Cast Housing

Part No.	Description
DC6150	Range: 0 - 6" (0 - 150mm)
DC8200	Range: 0 - 8" (0 - 200mm) <ul style="list-style-type: none"> • Large easy to read LCD display. • Resolution: 0.0005"/0.01 mm. • Accuracy 0.001"/0.02mm. • 5 input key: inch/mm, on-off, zero key, hold key and thumb wheel adjustment. • Direct inch/mm conversion. • Zero setting at any position. • Measurements: inside, outside, depth, step. • Stainless steel body. • Metal housing protects electronic components. • Smooth and accurate operation. • Includes plastic molded case and extra battery. • 1 year limited warranty.



26 Foot Measuring Tape with Auto Lock

Part No.	Description
86025A	<ul style="list-style-type: none"> • 1" (25mm) wide powder coated nylon for superior durability. • Easy to read graphics. • Grappling hook. • Belt clip.

MARKING



Steel Hand Stamps

Character Size, in.	Square Size	Overall Length	Letter Sets Part No.	Number Sets Part No.	Letter & Number Sets Part no.
1/8	1/4"	2 3/8"	34-20200	34-20541	34-20624
3/16	5/16"	2 3/8"	34-20250	34-20561	34-20625
1/4	3/8"	2 5/8"	34-20300	34-20581	34-20626
3/8	1/2"	2 3/4"	34-20350	34-20601	34-20627
1/2	5/8"	3"	34-20400	34-20621	—

- For hand held, hammer-struck applications.
- Crowned striking and textured shanks.
- Packed in durable plastic or metal storage containers.
- Letter sets contain 27 pieces - A thru Z, plus ampersand (&).
- Number sets contain 9 pieces - 0 thru 8 (the 6 is used as a 9).



Barricade Tape


Part No.	Description
89800A	Caution 1000 ft 2 mil black on yellow with cardboard dispenser.
89801A	Caution 1000 ft 2 mil black on yellow.
89802A	Danger 1000 ft 2 mil black on yellow with cardboard dispenser.
89803A	Danger 1000 ft 2 mil black on yellow.
89804A	Danger 1000 ft 2 mil black on red with cardboard dispenser.
89805A	Danger 1000 ft 2 mil black on red.

- Bold 2" black characters on bright yellow background.
- Durable .002" thick PVC plastic, 3" by 1,000' long.
- Available with or without dispenser.



Plastic Barricade Tape Dispenser

Part No.	Description
89807	Holds up to 1,000 foot roll of barricade tape



2 or 3 Combination Yoke



2 Leg Yoke



Yokes

Part No.	Fits Puller Part No.	Legs	Length, in.
999-YOK	999, PO50	2	2"
1001-YOK	999L, 1001	2	3 1/4"
1002-YOK	1002, 1004	2 or 3	4 1/2"
1003-YOK	1003, 1006	2	6 1/4"
PO11-YOK	PO11, PO13, PO60	2 or 3	4"
PO12-YOK	PO12, PO12L, PO70	2 or 3	6"
PO17-YOK	PO14, PO17	2 or 3	7 3/4"
P187-YOK	P187	Cross-arm	4"

Pressure Screws

Part No.	Fits Puller Part No.	Legs	Thread Size
PO10-SCR	PO10, PO50, 999	4 3/4"	3/8"-24
PO11-SCR	PO60, 1001, PO11, 999L, PO13	7"	9/16"-24
PO12-SCR	1002, 1004, PO12, PO12L, PO70	9"	11/16"-18
PO17-SCR	1003, 1006, PO14, PO17	12 1/2"	13/16"-16
P187-SCR	P187	5"	5/8"-18



Bolts

Part No.	Fits Puller Part No.
PO10-BLT	999, 1001, PO10, PO11, PO13, 999L, PO50, PO60
PO12-BLT	1002, 1004, PO12, PO12L, PO70
PO17-BLT	1003, 1006, PO14, PO17



Legs

Part No.	Fits Puller Part No.	Length
PO10-LGS	999, PO10, PO50	4"
PO11-LGS	1001, PO11, PO60 Short	4 7/8"
PO12-LGS	1002, PO12, PO70 Short	8 5/8"
PO12L-LGS	1004, PO12L, PO70 Long	10 3/8"
PO13-LGS	999L, PO13, PO60 Long	6 1/2"
PO14-LGS	1003, PO14	12 1/4"

REPLACEMENT PARTS




Links

Part No.	Fits Puller Part Number	Length
P012-LNK	PO12, PO70, 1002, 1004, PO12L	3 1/4"



Nuts

Part No.	Fits Puller Part Number
PO10-NUT	PO50, 999, 999L, 1001, PO11, PO10, PO13, PO60
PO12-NUT	1002, 1004, PO12, PO12L, PO70
PO17-NUT	PO14, PO17, 1003, 1006



Ratchet Repair Kits

Kit Part No.	Fits Ratchet Part Number
V25-RK	1/4" Drive fits V25, V25B, 10820
T85-RK	3/8" Drive fits T75, T75B, T76,T77, T85, T85B, T86, T87
T88-RK	3/8" Drive fits T70, T71,T72, T88, T81, T82, 20820
S69-RK	3/8" Drive fits S69
5297-RK	1/2" Drive fits 5297, 5297L, 677, 1597
6297-RK	1/2" Drive fits 6297, 6297L
6298-RK	1/2" Drive fits 6298, 6298L, 6298B, 6298LB
8797-RK	1/2" Drive fits 8797, 8797L, 8797HS, 31820, 1797
8798-RK	1/2" Drive fits 8798, 8798L, 8798B, 8798LB, 8798F
1696-RK	1/2" Drive fits 1696
8799F-RK	1/2" Drive fits 8799F
4254-RK	3/4" Drive fits 4254, 4254B
V2536-RK	1/4" Drive fits V2536, V2536B
10836-RK	1/4" Drive fits 10836
T8820-RK	3/8" Drive fits T8820
T8532-RK	3/8" Drive fits T8532
T90-RK	3/8" Drive fits T9040B, T9040, T90
20840-RK	3/8" Drive fits 20840
8720-RK	1/2" Drive fits 8720, 8720L
8732-RK	1/2" Drive fits 8732, 8732L
8740-RK	1/2" Drive fits 8740B, 8740, 8740L, 8740LB, 8740HS
31840-RK	1/2" Drive fits 31840

Repair kit consists of nine parts: gear, pawl, ball, spring, shift lever, lever washer & screw and two plate screws

Flaring Tool Repair Parts



Parts for RF163, 89656, 89657

Part No.	Part No.	Part No.	Description
RF163-BAR		89657-BAR	Bar Assembly
RF163-CON			Cone
RF163-WNP			Wing-nut & Pin
RF163-YKA	89656-YKA	89657-YKA	Yoke Assembly

Note: Replacement parts for the RF Series, 89656 and 89657 flaring tools, use the flaring tool part no. followed by the suffix. ie: RF163-YOK (Yoke for flaring tool no. RF163)

For maximum performance and durability of your ratchet, inspect and lubricate the tool periodically. Use a non clogging or clumping lubricant such a lithium based oil or spray-on grease.

REPLACEMENT PARTS





Ratchet Repair Kit

Part No.	Description
X101-RK	1" Drive fits X101

Flex Handle Repair Kits

Kit Part No.	Fits Flex Handle Part Number
FHRK $\frac{3}{8}$	$\frac{3}{8}$ " Drive fits T30, T30B
FHRK $\frac{1}{2}$	$\frac{1}{2}$ " Drive fits 653, 653L, 653B, 653LB
FHRK $\frac{3}{4}$	$\frac{3}{4}$ " Drive fits 4288, 4288B (screw & washer only)
FHRK1	1" Drive fits X106

Repair kit consists of three parts: Head, Screw & Lock Washer.



Flex Head Ratchet Repair Parts

Part No.	Description	Fits Ratchet Part Number
T30-SCR	Screw	T37, T37X, T71, T72,
653-SCR	Screw	8798F, 677
677-LCW	Lock Washer	

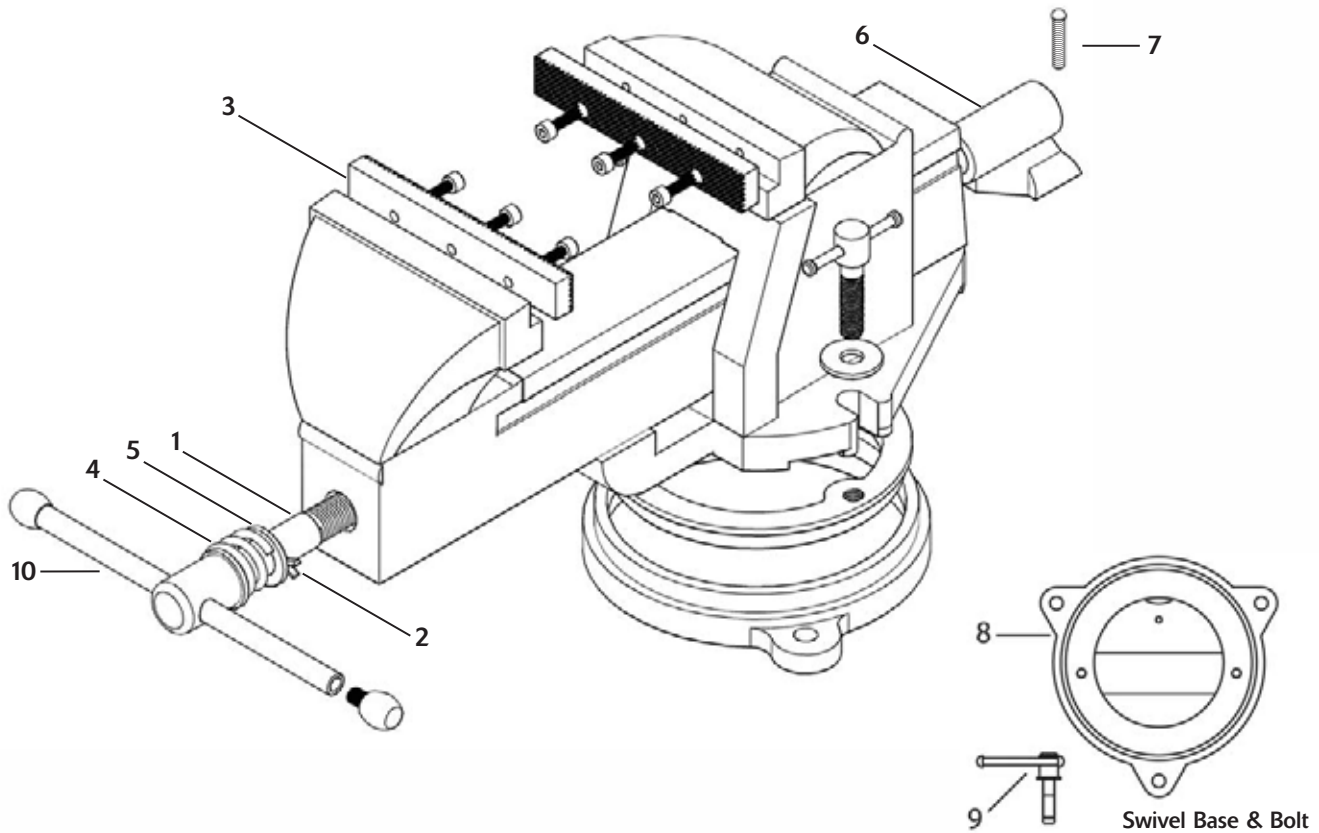
Adjustable Wrench Repair Kits

Kit Part No.	Fits Wrench
65115-RK	65115
65304-RK	65304
65306-RK	65306
65308-RK	65308
65310-RK	65310
65312-RK	65312
65315-RK	65315
65318-RK	65318
65324-RK	65324

Repair kit consists of three parts: Pin, Knurl, and Spring.

Note: For jaw replacement, use wrench part number with suffix-JAW.

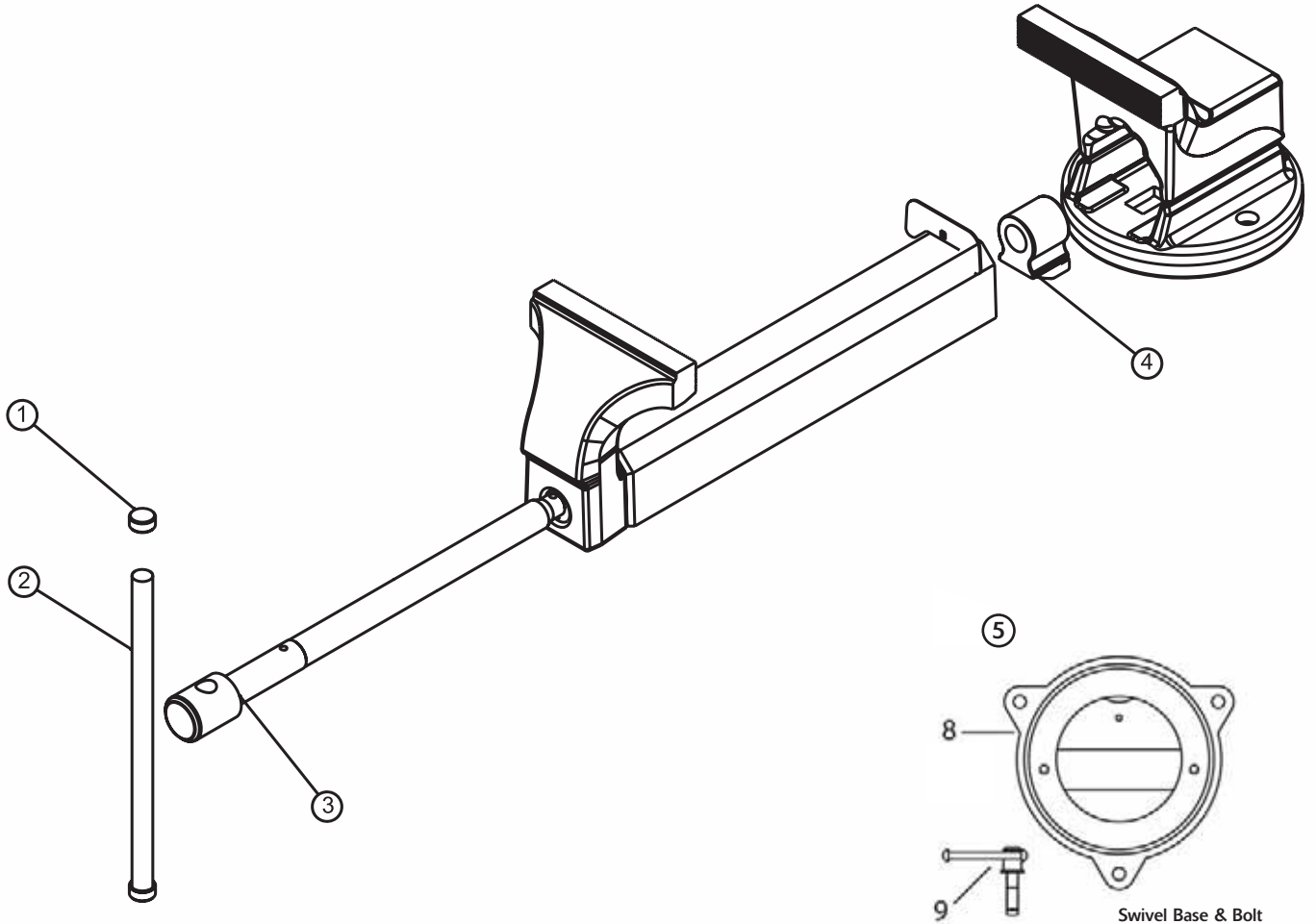
REPLACEMENT PARTS



*Swivel base is an optional accessory.

Mechanics' Vise Replacement Parts - For Ductile Iron Series Vises (VS3A thru VS8A)

Jaw Width	1 Lead Screw Part No.	2 Split Pin Part No.	3 Jaws Part No.	4 Spring Part No.	5 Washer Part No.	6 Nut Part No.	7 Retaining Screw Part no.	8 Swivel Base Part No.	9 Bolt Part No.	10 Handle Part No.
4"	03-SCR	03-PIN	03-JAW	03-SPR	03-WSH	03-NUT	03-RTP	SWB3A	03-BLT	03-HDL
4.5"	04-SCR	04-PIN	04-JAW	04-SPR	04-WSH	04-NUT	04-RTP	SWB4A	04-BLT	04-HDL
5"	05-SCR	05-PIN	05-JAW	05-SPR	05-WSH	05-NUT	05-RTP	SWB5A	05-BLT	05-HDL
6"	06-SCR	06-PIN	06-JAW	06-SPR	06-WSH	06-NUT	06-RTP	SWB6A	06-BLT	06-HDL
8"	08-SCR	08-PIN	08-JAW	08-SPR	08-WSH	08-NUT	08-RTP	SWB8A	08-BLT	08-HDL

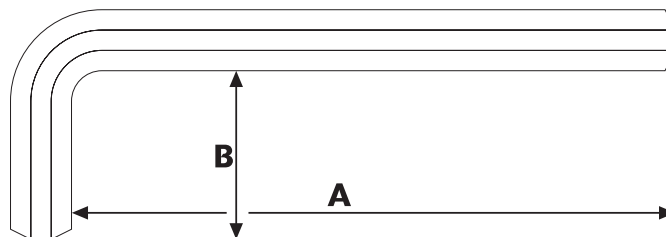


Forged Combination Vise Replacement Parts

Vise Part No.	1 Ring Part No.	2 Handle Part No.	3 Main Screw Part No.	4 Nut Part No.	5 Swivel Base Part No.
VS150	VS150-KNOB	VS150-HDL	VS150-SCR	VS150-NUT	VS150-SB
VS200	VS200-KNOB	VS200-HDL	VS200-SCR	VS200-NUT	VS200-SB

HEX KEYS REFERENCE

Part No.	Length A	Length B	Part No.	Length A	Length B	Part No.	Length A	Length B	Part No.	Length A	Length B
68200	2.45"	0.46"	68312	3.15"	1.10"	68508	3.86"	0.79"	68906XL	180mm	32mm
68200H	2.45"	0.46"	68314	3.35"	1.18"	68508H	3.86"	0.79"	68908	156mm	36mm
68200XL	3.14"	0.46"	68316	3.54"	1.26"	68508XL	4.96"	0.79"	68908H	156mm	36mm
68204	2.45"	0.55"	68320	3.94"	1.42"	68509	4.02"	0.87"	68908XL	200mm	36mm
68204H	2.45"	0.55"	68324	4.41"	1.58"	68509H	4.02"	0.87"	68910	170mm	40mm
68204XL	3.54"	0.55"	68402	75mm	16mm	68509XL	5.37"	0.87"	68910H	170mm	40mm
68205	2.96"	0.63"	68402H	75mm	16mm	68510	4.17"	0.95"	68910XL	224mm	40mm
68205H	2.96"	0.63"	68402XL	100mm	16mm	68510H	4.17"	0.95"	68911	180mm	42mm
68205XL	3.94"	0.63"	68403	98mm	20mm	68510XL	5.51"	0.98"	68911H	180mm	42mm
68206	3.35"	0.71"	68403H	98mm	20mm	68512	4.53"	1.10"	68912	207mm	45mm
68206H	3.35"	0.71"	68403XL	126mm	20mm	68512H	4.53"	1.10"	68912H	207mm	45mm
68206XL	4.41"	2.21"	68404	100mm	25mm	68512XL	6.30"	1.10"	68914	230mm	54mm
68207	3.47"	0.45"	68404H	100mm	25mm	68514	5.04"	1.18"	68914H	230mm	54mm
68207H	3.47"	0.45"	68404XL	140mm	25mm	68514H	5.04"	1.18"	68915	77mm	14mm
68207XL	4.69"	0.75"	68405	118mm	28mm	68514XL	6.69"	1.18"	68915H	77mm	14mm
68208	3.55"	0.79"	68405H	118mm	28mm	68516	5.39"	1.26"	68915XL	90mm	14mm
68208H	3.47"	0.45"	68405XL	160mm	28mm	68516H	5.39"	1.26"	68917	250mm	61mm
68208XL	4.96"	0.79"	68406	135mm	32mm	68516XL	7.09"	1.26"	68917H	250mm	61mm
68209	3.74"	0.87"	68406H	135mm	32mm	68520	6.14"	1.42"	68919	280mm	70mm
68209H	3.47"	0.45"	68406XL	180mm	32mm	68520H	6.14"	1.42"	68919H	280mm	70mm
68209XL	5.37"	0.87"	68408	156mm	36mm	68520XL	7.87"	1.42"	68925	90mm	18mm
68210	3.94"	0.99"	68408H	156mm	36mm	68524	6.69"	1.58"	68925H	90mm	18mm
68210H	3.47"	0.45"	68408XL	200mm	36mm	68524H	6.69"	1.58"	68925XL	112mm	18mm
68210XL	5.51"	0.98"	68410	170mm	40mm	68524XL	8.82"	1.58"	69100	1.5"	.4"
68212	4.53"	1.10"	68410H	170mm	40mm	68528	7.00"	1.60"	69104	1.5"	.5"
68212H	3.47"	0.45"	68410XL	224mm	40mm	68528H	7.0"	1.60"	69105	1.75"	.5"
68212XL	6.30"	1.10"	68411	207mm	45mm	68532	8.15"	1.77"	69106	1.9"	.6"
68214	4.93"	1.18"	68411H	207mm	45mm	68532H	8.15"	1.77"	69107	1.9"	.6"
68214H	3.47"	0.45"	68412	190mm	45mm	68536	9.06"	2.20"	69108	2.0"	.7"
68214XL	6.69"	1.18"	68412H	190mm	45mm	68536H	9.06"	2.20"	69109	2.2"	.8"
68216	5.32"	1.26"	68414	230mm	54mm	68540	9.84"	2.48"	69110	2.3"	.8"
68216H	3.47"	0.45"	68414H	230mm	54mm	68540H	9.84"	2.48"	69112	2.4"	.8"
68216XL	7.09"	1.26"	68415	77mm	14mm	68548	11.02"	2.76"	69114	2.5"	.9"
68220	6.14"	1.42"	68415H	77mm	14mm	68548H	11.02"	2.76"	69116	3.0"	.9"
68220H	3.47"	0.45"	68415XL	90mm	14mm	68702	50mm	16mm	69120	3.5"	1"
68220XL	7.87"	1.42"	68417	254mm	63mm	68703	63mm	20mm	69124	4.0"	1.2"
68224	6.69"	1.58"	68417H	254mm	63mm	68704	70mm	25mm	69128	4.5"	1.25"
68224H	3.47"	0.45"	68419	280mm	70mm	68705	80mm	28mm	69132	4.7"	1.3"
68224XL	8.82"	1.58"	68419H	280mm	70mm	68706	90mm	32mm	69136	5.2"	1.5"
68228	7.48"	1.65"	68425	85mm	18mm	68708	100mm	36mm	69140	5.5"	1.7"
68228H	3.47"	0.45"	68425H	85mm	18mm	68710	112mm	40mm	69148	6.0"	1.7"
68232	8.15"	1.77"	68425XL	112mm	18mm	68715	45mm	14mm	69152	7.5"	1.8"
68232H	3.47"	0.45"	68501	2.45"	0.46"	68725	56mm	18mm	69164	10"	2"
68236	8.47"	2.21"	68501H	2.45"	0.46"	68902	83mm	16mm	69301	28mm	11mm
68236H	3.47"	0.45"	68501XL	3.14"	0.46"	68902H	83mm	16mm	69302	28mm	11mm
68240	9.65"	2.48"	68504	3.03"	0.55"	68902XL	100mm	16mm	69303	40mm	12mm
68240H	3.47"	0.45"	68504H	3.03"	0.55"	68903	98mm	20mm	69304	60mm	19mm
68248	11.02"	2.76"	68504XL	3.54"	0.55"	68903H	98mm	20mm	69305	70mm	25mm
68248H	11.02"	2.76"	68505	3.27"	0.63"	68903XL	126mm	20mm	69306	75mm	25mm
68301	1.56"	0.46"	68505H	3.27"	0.63"	68904	106mm	24mm	69308	90mm	30mm
68304	1.77"	0.55"	68505XL	3.94"	0.63"	68904H	106mm	24mm	69310	105mm	35mm
68305	1.97"	0.63"	68506	3.54"	0.71"	68904XL	140mm	25mm	69312	115mm	35mm
68306	2.21"	0.71"	68506H	3.54"	0.71"	68905	118mm	28mm	69314	125mm	45mm
68307	2.36"	0.75"	68506XL	4.41"	2.21"	68905H	118mm	28mm	69315	40mm	11mm
68308	2.48"	0.79"	68507	3.70"	0.75"	68905XL	160mm	28mm	69317	140mm	50mm
68309	2.60"	0.87"	68507H	3.70"	0.75"	68906	137mm	32mm	69319	155mm	55mm
68310	2.76"	0.98"	68507XL	4.69"	0.75"	68906H	137mm	32mm	69325	50mm	15mm



- A-**
- ADAPTERS
 - 1/4" DRIVE 67
 - 3/8" DRIVE 80,81
 - 1/2" DRIVE 105,106
 - 3/4" DRIVE 130
 - 1" DRIVE 140
 - 1 1/2" DRIVE 145
 - ADJUSTABLE HOOK
 - SPANNER WRENCH 181
 - ATTACHMENTS
 - 1/4" DRIVE 65-67
 - 3/8" DRIVE 77-81
 - 1/2" DRIVE 103-106
 - 3/4" DRIVE 129-130
 - 1" DRIVE 139-140
 - AUTOMOTIVE TOOLS 318-320
 - AWL, SCRATCH 207
 - AXLE NUT SOCKETS 132
- B-**
- BARRICADE TAPE 324
 - BATTERY TOOLS 318
 - BIT HOLDERS, MAGNETIC 215
 - NON-MAGNETIC 215
 - BOLT CUTTERS 227
 - BUDD WHEEL SOCKET 140
- C-**
- CABINETS, ROLL 18-47
 - CABINETS, SIDE 21-47
 - CALIPERS 323
 - CARTS, UTILITY 50-51
 - CASTERS, TOOL BOX 57
 - CHESTS, TOOL 16-47
 - CHISEL HOLDER 255
 - CHISEL & PUNCH SETS 252-255
 - CHISELS
 - CAPE 251
 - COLD 251
 - DIAMOND POINT 251
 - FLAT 251
 - RIVET BUSTER 251
 - ROUND NOSE 251
 - CLAMPS
 - C-CLAMPS 271
 - L-CLAMPS 271
 - LEVER L-CLAMPS 271
 - COMPARTMENT BOXES 55
 - CORBIN HEATER HOSE PLIER 228
 - CUTTERS, TUBE & PIPE 309-310
- D-**
- DIGITAL CALIPER 323
 - DRAG LINK SOCKETS 80, 106, 130
 - DRILL INDEXES 304-305
 - DEBURRING TOOLS 308
- E-**
- ERECTORS BAR 260
 - EXTENSIONS
 - 1/4" DRIVE 65-66
 - 3/8" DRIVE 78-79
 - 1/2" DRIVE 104
 - 3/4" DRIVE 129-130
 - 1" DRIVE 139
 - 1 1/2" DRIVE 145
 - EXTENSIONS, WOBBLE
 - 1/4" DRIVE 66
 - 3/8" DRIVE 79
 - 1/2" DRIVE 104
 - EXTENSIONS, TORQUE LIMITING 104
 - EXTRACTORS 300-301
 - EYEBOLTS
 - GALVANIZED 277
 - LONG SHANK 278
 - METRIC 277
 - PLAIN 276
 - SHOULDER 275
- F-**
- FLARE NUT WRENCH SETS 167
 - FLARING TOOLS 310-311
- G-**
- GAUGES, FEELER 319-320
 - GLAZE BREAKERS 319
- H-**
- HACKSAWS 306
 - HAMMER REPLACEMENT TIPS 268
 - HAMMERS
 - BALL PEIN 264
 - BLACKSMITH 266
 - BODY 265
 - BRASS 268
 - CLAW 264
 - CLUB 265
 - DEAD BLOW 267-268
 - FENDER 265
 - NON-MARRING 267-268
 - NON-SPARKING 267-268
 - NYLON TIPS 266
 - RUBBER Mallet 265
 - SETS 267
 - SLEDGE 266
 - SOFT FACE 266-267
 - TINNERS 266
 - TIPS 268
 - HAND SEAMER PLIERS 227
 - HAND STAMPS 324
 - HAND BOXES 52-54
 - HEX HEAD SOCKETS
 - 3/8" DRIVE 85,92,93
 - 1/2" DRIVE 109,110,114,115
 - 3/4" DRIVE 135-137
 - HEX KEY WRENCHES 191-201
 - HONE STONES 319
 - HONES, CYLINDER 319
- I-**
- IMPACT DRIVER SET 101,128
 - INSERT BITS
 - HEX 216
 - POZIDRIV 216
 - SLOTTED 216
 - TORX® 216
 - TORX® TAMPER PROOF 216
 - PHILLIPS 216
 - SQUARE RECESS 216
- K-**
- KNIVES, UTILITY 306-307
- L-**
- LETTER STAMP SETS 324
 - LINE WRENCH SETS 167
 - LINE WRENCHES 167
 - LOCKING PLIERS 240-241
- M-**
- MAGNETIC BIT HOLDERS 215
 - MAGNETIC PARTS BOWL 61
 - MAGNETIC PICKUP TOOLS 315-317
 - MAGNETIC TRAY 317
 - MASTER SETS
 - 3/8" DR. 9,12
 - 1/2" DR. 10,13
 - AIRCRAFT MAINTENANCE 6
 - COMPLETE 2-5
 - ELECTRICIANS 8
 - INTERMEDIATE 7
 - METRIC ADD-ON 9
 - STARTER 8, 11
- MATERIAL HANDLING**
- BEAM CLAMPS 279
 - CHAIN HOISTS 280-281
 - LEVER HOISTS 282-283
 - TROLLEYS 284-285
- MECHANICAL FINGERS 316**
- MIRRORS, INSPECTION 313-314**
- MOBEA HEATER HOSE PLIER 228**
- N-**
- NUMBER STAMP SETS 324
 - NUT BREAKERS 318
 - NUT DRIVERS 214
 - NUT DRIVER SETS 214
- O-**
- OIL FILTER WRENCHES 318
 - ORGANIZERS, WRENCH 61, 166
- P-**
- PARTS, REPLACEMENT 325-329
 - PENTA SOCKET 106
 - PHILLIPS BIT SOCKETS 3/8" DRIVE 86
 - PHILLIPS INSERT BITS 216
 - PICKUP TOOLS 315-317
 - PIN SPANNER WRENCHES 181
 - ADJUSTABLE 181
 - PINCH BARS 259, 260, 261
 - PIPE CUTTERS 309-310
 - PIPE WRENCHES 179
 - PISTON RING TOOLS 318
 - PLASTIC HAND BOXES 54
 - PLIERS
 - ADJUSTABLE 224
 - ANGLE NOSE 228
 - BATTERY 228
 - BENT NOSE 220
 - BRAKE SPRING 228
 - CABLE CUTTER 226
 - CRIMPING 221,229
 - DIAGONAL CUTTING 220,222
 - DUCK BILL 223
 - ELECTRICAL/ ELECTRONIC 229
 - END CUTTING 221,223
 - FENCING 227
 - FLAT NOSE 223
 - GROOVE JOINT 224
 - HAND SEAMER 227
 - HIGH LEVERAGE 222-223
 - HOSE CLAMP 228
 - HOSE PINCH OFF 228
 - IGNITION 224
 - LINEMAN 221
 - LONG REACH 221
 - LOCKING TOOLS
 - LOCKING GRIP 240-243
 - LOCKING CHAIN CLAMP 243
 - LOCKING CHAIN PIPE CUTTER 243
 - LOCKING GRIP "C" CLAMP 241-242
 - LOCKING HOSE CLAMP 243
 - LOCKING PINCH OFF TOOL 242
 - LOCKING SHEET METAL 242
 - LOCKING U-CLAMPS 242
 - LOCKING WELDING CLAMP 242
 - LOCKING SETS 244-245
 - MINIATURE 223
 - NEEDLE NOSE 220,222
 - PIPE WRENCH 179
 - RETAINING RING 232-237
 - RIB JOINT 224
 - ROUND NOSE 223
 - SETS 222,223,225,232-237
 - SIDE CUTTING 220,222
 - SLIM NOSE 220,223
 - SLIP JOINT 224
 - SNAP RING 232-237
 - SPARK PLUG 228
 - WATER PUMP 224
 - WIRE CUTTER 229-231
 - WIRE STRIPPER 229-231
 - WIRE TWISTER 231
 - POWER BIT HOLDER 215
 - PRYBAR SETS 260-261
 - PRYBARS
 - ERECTORS 260
 - HANDLED 258
 - HEXAGON SHANK 259-260
 - PINCH 259
 - RAILROAD 259
 - ROLLING HEAD 258
 - ROUND SHANK 258-259
 - SQUARE SHANK 258
 - WRECKING BAR 259-260
 - PULLER SETS 295-297
 - PULLERS
 - 2-JAW 288-289
 - 3-JAW 288-289
 - ADJUSTABLE WHEEL BEARING 292
 - AXLE 294
 - BEARING SEPARATOR 292
 - HARMONIC BALANCER 293
 - PILOT BEARING 294
 - PITMAN ARM 293
 - PULLEY PULLER 292-293
 - SINGLE OPERATOR 290-291
 - STEERING WHEEL 294
 - TIMING GEAR 293

ALPHABETICAL INDEX

TRIANGLE SEPARATOR 293
UNIVERSAL HUB 294
PUNCH & CHISEL HOLDER 255
PUNCH & CHISEL SETS 252-255
PUNCHES
ALIGNING 248
BRASS DRIFT 250
BRASS PIN 250
BRASS TAPER 250
CENTRE 249
PILOT 248
PIN 248
PRICK 249
TAPER 249
STARTER 249

-R-

RAILROAD PRY BAR 259
RATCHETING
BOX WRENCHES 169-170
RATCHETING TUBE WRENCHES 181
RATCHETS
1/4" DRIVE 64
3/8" DRIVE 76-77
1/2" DRIVE 102-103
3/4" DRIVE 129
1" DRIVE 139
REPAIR KITS
ADJUSTABLE WRENCHES 327
RATCHETS 326-327
VISES 328-329
REPLACEMENT PARTS 325-329
RETAINING RING PLIER 232-237
RETHREADING KITS 302-303
RIVET GUN (HEAVY DUTY) 227
ROLL CABINETS 18-47
ROLLING HEAD PRY BAR 258

-S-

SAFETY WIRE 231
SCRAPERS 321-322
SCREW EXTRACTOR 300-301
SCREW STARTERS 207
SCREWDRIVERS
ELECTRICIAN'S 204
FLEXIBLE 205
GEARLESS SCREWDRIVER SET 213
PHILLIPS 205
POCKET CLIP 207
PRECISION 204, 205, 206
SQUARE RECESS 206
SETS 208-213
SLOTTED 204-205
TORX 206
SCRIBER 321
SHEET METAL CLAMP PLIER 242
SIDE CABINETS 21-47
SLEDGE HAMMER 266
SNIPS
AVIATION 225
CIRCLE PATTERN 226
LIGHT METAL WIRE 226
LIGHTWEIGHT MAGNESIUM 226
STRAIGHT PATTERN 226
SOCKET BARS 60

SOCKET ORGANIZERS 60
SOCKETS
SOCKETS CHROME
1/4" DRIVE 68-69
3/8" DRIVE 82-83
1/2" DRIVE 107-108
3/4" DRIVE 131-132
1" DRIVE 141
DOUBLE SQUARE
3/8" DRIVE 84
1/2" DRIVE 109, 124
3/4" DRIVE 133
1" DRIVE 144
HEX HEADS
3/8" DRIVE 85-86
1/2" DRIVE 109-110
3/4" DRIVE 135-136
IMPACT

1/4" DRIVE 70
3/8" DRIVE 98-99
1/2" DRIVE 120-124
3/4" DRIVE 133-135
1" DRIVE 142-144
1 1/2" DRIVE 146-147
2 1/2" DRIVE 148-149
#5 SPLINE 149
SETS
1/4" DRIVE 70-75
3/8" DRIVE 87-97, 100-101
1/2" DRIVE 110-119, 124-128
3/4" DRIVE 136-138
1" DRIVE 144
UNIVERSAL
1/4" DRIVE 69
3/8" DRIVE 84, 99
1/2" DRIVE 122-123
UNIVERSAL - SWIVEL
1/4" DRIVE 67
3/8" DRIVE 80
1/2" DRIVE 105
PENTA 106
SPLINE DRIVE 149
SPARK PLUG SOCKETS 81, 105
SPECIALTY STORAGE 48-49
SQUARE RECESS INSERT BITS 216
STEEL LETTER STAMPS 324
STEEL NUMBER STAMPS 324
STRIKING FACE WRENCHES 182-183
STRIKE-FREE LEVERAGE
WRENCHES 184-185
STRUCTURAL WRENCHES 179
STRUCTURAL ADJUSTABLE 179
STUBBY SCREWDRIVERS 205-206
STUBBY WRENCHES 155
STUD REMOVERS 106

-T-

TAP & DIE 304
TAP & DRILL 304
TAP WRENCHES 301
TAPE MEASURE 323
THREAD FILES 302-303
THREAD RESTORERS 302-303
TIPS, HAMMERS 268
TOOL BOX ACCESSORIES

CAN & ACCESSORY HOLDER 59
CASTERS 57
CENTRE SHELF 56
COVERS 58
DEEP DRAWERS 56
HOSE & CABLE HOLDER 56
MAPLE TOPS 56
MAGNETIC HOLDERS 59
SIDE SHELF 56, 59
TRAY ORGANIZER 59
BASE CARRIAGES 58
CHESTS 16-47
COMPARTMENT BOXES 55
HAND BOXES 52-53
PLASTIC HAND BOXES 54
ROLLER CABINETS 18-47
SIDE CABINETS 21-47
WALL CABINET 49
WORK BENCH 49

TORQUE LIMITING
EXTENSION SET 104
TORQUE MULTIPLIERS 189
TORQUE WRENCHES 186-189
TORX® SCREWDRIVERS 206

TORX® SOCKETS
1/4" DRIVE 70
3/8" DRIVE 99
1/2" DRIVE 124
TRAY ORGANIZER 59
TRAY, MAGNETIC 61
TRUCK BOX 48
TUBE BENDERS 312
TUBE CUTTERS 309-310

-U-

UNIVERSAL JOINTS
1/4" DRIVE 67
3/8" DRIVE 80-81
1/2" DRIVE 104-106
3/4" DRIVE 129-130
1" DRIVE 140
1 1/2" DRIVE 145
UNIVERSAL JOINTS - SWIVEL
1/4" DRIVE 67
3/8" DRIVE 80
1/2" DRIVE 105
UTILITY CARTS 50-51

-V-

VISES
DUCTILE IRON BENCH VISES 269
FORGED COMBINATION
PIPE VISES 270
SWIVEL BASES 269-270
FIBER GRIP JAWS 269

-W-

WIRE BRUSHES 321
WRECKING BARS 259-260
WRENCH ORGANIZERS 61, 166
WRENCH, COMBINATION
SETS 156-163
WRENCHES
4 WAY KEY WRENCH 180
ADJUSTABLE 178

BASIN 312
BOX END 168
BOX RATCHETING 169-170
COMBINATION METRIC 154
COMBINATION SAE 152-153
CROWFOOT METRIC 175-177
CROWFOOT SAE 175-177
FLARE NUT 167
RATCHETING 171-174
OPEN END 164-165
PIN SPANNER 181
PIPE 179
PLUMBERS 180
RATCHETING TUBE 181
STRUCTURAL WRENCHES 179
STRUCTURAL ADJUSTABLE 179
STUBBY 155
WIRE, SAFETY 231

PART NUMBER INDEX

00AA	204	1087264	1435107	17-650143	2401299
010	204	110225	1436107	17-652143	2401499
012	204	111225	1437107	17-654143	2401699
03	204	111-05240	1438107	17-656143	2451075, 101, 128
03-BLT328	111-07240	1439107	17-658143	2500987
03-HDL328	111-10240	1440107	17-660143	2501087
03-JAW328	111-12240	144-12241	17-662143	2501187
03-NUT328	111L225	1500870	17-664143	2501287
03-PIN328	112-05240	1500970	17-666143	2501387
03-RTP328	112-07240	1501070	17-668143	2501595
03-SCR328	112-10240	1501574	17-670143	2502695
03-SPR328	112-12240	1502574	17-672143	25033SH97
03-WSH328	12003S104	15027SH75	17-674143	25058100
04	204	121-05240	1510871	17-676143	2506911
04-BLT328	121-07F240	1511071	17-678143	25069-TO11
04-HDL328	121-10F240	1512574	17-680143	2510989
04-JAW328	121-12240	1520871	17-682143	2511189
04-NUT328	122-07240	1521071	17-684143	2511288
04-PIN328	122-10240	1530872	17-688143	2511388
04-RTP328	122-12240	1531072	176LR-I55	2511595
04-SCR328	123-10241	1541073	17A266	2512696
04-SPR328	124-06241	157B152	181-10243	2516912
04-WSH328	124-12241	157B-I55	181-12243	25169-TO12
05-BLT328	124-18241	158B152	182-10243	2520988
05-HDL328	125207	158B-I55	182-12243	2521188
05-JAW328	125-09242	159B152	186-12243	2521288
05-NUT328	125-12242	159B-I55	19106, 301	2521595
05-PIN328	126-12242	15B268	1901272	2530989
05-RTP328	127207	15H268	1901472	2531189
05-SCR328	127-12241	15M268	1901775	2531289
05-SPR328	127B06241	15S268	1902975	2531596
05-WSH328	127B10241	15SN268	1921273	2540791
06	204	127B12241	15SS268	1940973	25507A92
06-BLT328	127DA226	15ST268	1969-RK326	2560792
06-HDL328	127F06241	15T268	206306	2561093
06-JAW328	127F10241	15XH268	206-KBL306	2561793
06-NUT328	128-08242	160B152	207321	2562092
06-PIN328	129207	160B-I55	2080494	2570594
06-RTP328	129-07242	161B152	2084076	2570694
06-SCR328	131-07240	161B-I55	20840-RK326	2570894
06-SPR328	131-10240	162B152	20842-I50	2570994
06-WSH328	131-12240	162B-I55	2087276	25805101
08	204	134-20243	163B152	208S264	258A224
08-BLT328	137-09243	163B-I55	208-SBL321	2591A106, 301
08-HDL328	139-10243	164B152	20B268	2599303
08-JAW328	14003S66	164B-I55	20H268	2612HS306
08-NUT328	1400470	165B152	20M268	2612HS-BLD306
08-PIN328	1400570	165B-I55	20S268	2612HS-I61
08-RTP328	1400670	166B152	20SN268	2682HD306
08-SCR328	1400770	166B-I55	20SS268	2840168
08-SPR328	1400870	166SB152	20ST268	2843168
08-WSH328	1406107	166SB-I55	20T268	2846168
1001288	1406-I54	167B152	20XH268	2849168
1001-YOK325	1407107	167B-I55	211205	2852168
1002289	1407-I54	168B152	212264	2855168
1002-YOK325	1408107	168B-I55	2122180	2901190
1003289	1408-I54	169B152	212A264	2901596
1003-YOK325	1409107	169B-I55	212C264	2902190
1004289	1409-I54	170318	212E264	2902697
1006289	1410107	170B152	212G264	290829
1010244	1410-I54	171B152	212H264	29082-TO9
1013S225	1411107	172B152	212I264	2911191
101L225	1411-I54	174LR157	212K264	2911597
101R225	1412107	175LR157	212S264	2911991
101S225	1412-I54	17-628143	216S264	2912697
102225	1413107	17-630143	220264	2917610
10603204	1413-I54	17-632143	224-06242	29176-TO10
10604204	1414107	17-634143	224-12242	2921190
1075244	1414-I54	17-636143	224-14242	2921290
107DA226	1415107	17-638143	224-18242	2921490
1080574	1415-I54	17-640143	224S264	2921596
10806204	1432107	17-642143	232S264	2931191
1083664	1432-I54	17-644143	233-10242	2931491
10836-RK326	1433107	17-646143	233-12242	29506A92
10842-I50	1434107	17-648143	2401099	29510A92

PART NUMBER INDEX

29605	.93	3162B	.153	34-20626	.324	4254	.129	50064	.169
29607	.93	3164	.153	34-20627	.324	4254-55	.129	50068	.169
29609	.93	3164B	.153	35012	.110	4254-56	.129	5007	.169
29612	.100	3166	.153	35015	.110	4254-57	.129	5008	.169
29616	.93	3166B	.153	35020	.110	4254B	.129	5008LR	.169
29622	.101	3168	.153	35038DH	.119	4254B-55B	.129	5009	.169
30403	.204	3168B	.153	35038SH	.119	4254-RK	.326	50101A	.205
30404	.204	3170	.153	35057	.128	4255	.129	50103	.205
30404-I	.57	3170B	.153	35064	.124	4255B	.129	50103-I	.57
30408	.204	3172	.153	35066	.124	4256	.129	50201A	.205
30504	.204	3172B	.153	35067	.13	4257	.129	50204	.205
30506	.204	3174	.153	35067-TO	.13	4266	.129	50204-I	.57
30506-I	.57	3174B	.153	35068	.127	4266B	.129	50306	.205
30606	.204	3176	.153	35112	.111	4288	.129	50306-I	.57
30606-I	.57	3176B	.153	35115	.111	4288B	.129	50408	.205
30608	.204	3178	.153	35120	.111	4295	.129	50408-I	.57
30612	.204	3178B	.153	35212	.111	4298 .67, 80, 105, 130		518A	.224
30801A	.205	3180	.153	35215	.111	4299 .67, 80, 130		520008	.172
30805	.116	3180B	.153	35312	.112	432	.107	520010	.172
30842-I	.50	3182	.153	35315	.112	433	.107	520011	.172
3108	.152	3182B	.153	35605	.114	434	.107	520012	.172
3110	.152	3184	.153	35606	.114	435	.107	520013	.172
3110B	.152	31840	.102	35607	.114	43505	.104	520014	.172
3111	.152	31840-RK	.326	35616	.114	436	.107	520015	.172
3112	.152	3184B	.153	35705	.115	437	.107	520016	.172
3112B	.152	3186	.153	35707	.115	438	.107	520017	.172
3114	.152	3186B	.153	35806	.128	439	.107	520018	.172
3114B	.152	3188	.153	35810	.127	440	.107	520019	.172
3116	.152	3188B	.153	35910	.127	4405	.130	5201	.169
3116B	.152	3190	.153	36815	.128	45010	.137	520111	.172
3118	.152	3190B	.153	36915	.128	45110	.136	520112	.172
3118B	.152	3192	.153	38004S	.79	45260	.137	520114	.172
3120	.152	3192B	.153	38017	.116	45805	.137	520116	.172
3120B	.152	3194	.153	38020	.116	46805	.137	520118	.172
3122	.152	3194B	.153	38117	.118	500008	.171	520120	.172
3122B	.152	3196	.153	38120	.118	500010	.171	520122	.172
3124	.152	3196B	.153	38217	.117	500011	.171	520124	.172
3124B	.152	3198	.153	38220	.117	500012	.171	5202	.169
3126	.152	31980	.106	38317	.118	500013	.171	5203	.169
3126B	.152	3198B	.153	38320	.118	500014	.171	5203LR	.170
3128	.152	3200	.153	39012	.112	500015	.171	5204	.169
3128B	.152	3200B	.153	39014	.126	500016	.171	5205	.169
3130	.152	3208	.152	39017	.119	500017	.171	5205LR	.170
3130B	.152	3210	.152	39019	.112	500018	.171	5206	.169
3132	.152	3211	.152	39023	.126	500019	.171	5207	.169
3132B	.152	3212	.152	39062	.126	50002	.205	522A	.228
3134	.152	3214	.152	39074	.10	50002-I	.57	525	.228
3134B	.152	3216	.152	39074-TO	.10	5000LR	.170	5297-RK	.326
3136	.152	3218	.152	39112	.113	5001	.169	530809	.172
3136B	.152	3220	.152	39117	.127	500111	.171	531011	.172
3138	.152	3222	.152	39119	.113	500112	.171	531213	.172
3138B	.152	3224	.152	39214	.126	500114	.171	531415	.172
3140	.152	3226	.152	39218	.113	500116	.171	531618	.172
3140B	.152	3228	.152	39260	.127	500118	.171	531719	.172
3142	.152	3230	.152	39318	.113	500120	.171	535	.227
3142B	.152	3304	.153	405	.106	500122	.171	541012	.172
3144	.152	3308	.153	405A	.106	500124	.171	541416	.172
3144B	.152	3312	.153	405B	.106	5001T	.169	541820	.172
3146	.152	3316	.153	406	.107	5002	.169	542224	.172
3146B	.152	3320	.153	407	.107	5002T	.169	550809	.171
3148	.152	3324	.153	408	.107	5003	.169	551011	.171
3148B	.152	3328	.153	409	.107	5003T	.169	551213	.171
3150	.153	34018	.124	410	.107	5004	.169	551415	.171
3150B	.153	34-20200	.324	411	.107	50042	.169	551618	.171
3152	.153	34-20250	.324	412	.107	50044	.169	551719	.171
3152B	.153	34-20300	.324	413	.107	50046	.169	561012	.171
3154	.153	34-20350	.324	414	.107	50048	.169	561416	.171
3154B	.153	34-20400	.324	415	.107	5005	.169	561820	.171
3156	.153	34-20541	.324	4206	.67, 80, 105	50050	.169	562224	.171
3156B	.153	34-20561	.324	4211	.130, 140	50052	.169	5693A	.210
3158	.153	34-20581	.324	4213	.130, 140	50054	.169	5694A	.210
3158B	.153	34-20601	.324	4215	.67, 80	50056	.169	59704A	.173
3160	.153	34-20621	.324	4216	.67, 80	50058	.169	59706A	.173
3160B	.153	34-20624	.324	4217	.67, 80	5006	.169	59708A	.173
3162	.153	34-20625	.324	42506	.80	50060	.169	59711A	.173

PART NUMBER INDEX

59804A	174	653LB	103	66878	182	68212H	192	68507XL	193
59806A	174	653-SCR	327	66880	182	68212XL	193	68508	193
59808A	174	65908	177	66882	182	68214	193	68508H	192
59811A	174	65909	177	66884	182	68214H	192	68508XL	193
60024	185	66014	180	66886	182	68214XL	193	68509	193
60036	185	66308	180	66888	182	68216	193	68509H	192
62642	309	66530	185	66890	182	68216H	192	68509XL	193
62642-BLD	309	66532	185	66892	182	68216XL	193	68510	193
6297-RK	326	66536	185	66894	182	68220	193	68510H	192
6298-RK	326	66541	185	66896	182	68220H	192	68510XL	193
63208	155	66546	185	66898	182	68220XL	193	68512	193
63210	155	66555	185	66899	182	68224	193	68512H	192
63212	155	66560	185	66927	183	68224H	192	68512XL	193
63214	155	66565	185	66930	183	68224XL	193	68514	193
63216	155	66570	185	66932	183	68228	193	68514H	192
63218	155	66575	185	66935	183	68228H	192	68514XL	193
63220	155	66580	185	66936	183	68232	193	68516	193
63222	155	66632	184	66938	183	68232H	192	68516H	192
63224	155	66634	184	66941	183	68236	193	68516XL	193
63809	163	66636	184	66943	183	68236H	192	68520	193
63907	176	66638	184	66946	183	68240	193	68520H	192
63910	176	66640	184	66950	183	68240H	192	68520XL	193
64206	155	66642	184	66951	183	68248	193	68524	193
64207	155	66644	184	66954	183	68248H	192	68524H	192
64208	155	66646	184	66955	183	68402	193	68524XL	193
64209	155	66648	184	66957	183	68402H	192	68528	193
64210	155	66650	184	66960	183	68402XL	193	68528H	192
64211	155	66652	184	66964	183	68403	193	68532	193
64212	155	66654	184	66965	183	68403H	192	68532H	192
64213	155	66656	184	66970	183	68403XL	193	68536	193
64214	155	66658	184	66973	183	68404	193	68536H	192
64215	155	66660	184	66975	183	68404H	192	68540	193
64216	155	66662	184	66980	183	68404XL	193	68540H	192
64217	155	66664	184	67602	194	68405	193	68548	193
64218	155	66666	184	67602-I	.61	68405H	192	68548H	192
64219	155	66668	184	67603	194	68405XL	193	686	103
64405	181	66670	184	67603-I	.61	68406	193	68606	194
64811	163	66672	184	67604	194	68406H	192	68606-I	.61
64814	163	66674	184	67604-I	.61	68406XL	193	68607	194
64910	176	66676	184	67605	194	68408	193	68607-I	.61
64913	176	66678	184	67605-I	.61	68408H	192	68608	194
65004	180, 312	66680	184	67606	194	68408XL	193	68608-I	.61
65042	309	66682	184	67606-I	.61	68410	193	68609	194
65042-BLD	309	66684	184	67608	194	68410H	192	68609-I	.61
65115-RK	327	66686	184	67608-I	.61	68410XL	193	68610	194
653	103	66688	184	67610	194	68411	193	68610-I	.61
65304	178	66690	184	67610-I	.61	68411H	192	68612	194
65304B	178	66692	184	67625	194	68412	193	68612-I	.61
65304-RK	327	66694	184	67625-I	.61	68412H	192	68614	194
65306A	178	66696	184	677-LCW	327	68414	193	68614-I	.61
65306B	178	66698	184	68200	193	68414H	192	68616	194
65306-RK	327	66699	184	68200H	192	68415	193	68616-I	.61
65308A	178	66832	182	68200XL	193	68415H	192	68620	194
65308A-I	.56	66834	182	68204	193	68415XL	193	68620-I	.61
65308B	178	66836	182	68204H	192	68417	193	68624	194
65308-RK	327	66838	182	68204XL	193	68417H	192	68624-I	.61
65310A	178	66840	182	68205	193	68419	193	68709	196
65310A-I	.56	66842	182	68205H	192	68419H	192	68709XL	198
65310B	178	66844	182	68205XL	193	68425	193	68713	196
65310-RK	327	66846	182	68206	193	68425H	192	68713XL	198
65312A	178	66848	182	68206H	192	68425XL	193	68722	196
65312A-I	.56	66850	182	68206XL	193	68501	193	68723	196
65312B	178	66852	182	68207	193	68501H	192	68809	197
65312-RK	327	66854	182	68207H	192	68501XL	193	68814	227
65315A	178	66856	182	68207XL	193	68504	193	68814-CUT	227
65315B	178	66858	182	68208	193	68504H	192	68818	227
65315-RK	327	66860	182	68208H	192	68504XL	193	68818-CUT	227
65318	178	66862	182	68208XL	193	68505	193	68824	227
65318B	178	66864	182	68209	193	68505H	192	68824-CUT	227
65318-RK	327	66866	182	68209H	192	68505XL	193	68830	227
65324	178	66868	182	68209XL	193	68506	193	68830-CUT	227
65324B	178	66870	182	68210	193	68506H	192	68836	227
65324-RK	327	66872	182	68210H	192	68506XL	193	68836-CUT	227
653B	103	66874	182	68210XL	193	68507	193	68902	193
653L	103	66876	182	68212	193	68507H	192	68902H	192

PART NUMBER INDEX

68902XL	193	69712	197	7-6124	142	7-656S	144	77350A	216
68903	193	697310	200	76124A	216	7-658	142	77355A	216
68903H	192	697513	200	76125A	216	7-658S	144	77408	85
68903XL	193	697608	195	76126A	216	7-660	142	77410	85
68904	193	69807	197	7-6128	142	7-660S	144	77412	85
68904H	192	698115	200	76128A	216	76610A	216	77414	85
68904XL	193	698310	200	76129	216	76612A	216	77416	85
68905	193	698513	200	7-6132	142	76613.5A	216	77420	85
68905H	192	698610	195	76134A	216	76613A	216	77424	85
68905XL	193	699	103	76135A	216	76614.5A	216	77508	85
68906	193	69927	199	7-6136	142	76614A	216	77510	85
68906H	192	69937	199	76136A	216	76615A	216	77512	85
68906XL	193	69949	199	76138A	216	76616A	216	77514	85
68908	193	69955	199	76139A	216	76617A	216	77516	85
68908H	192	69958	199	7-6144	142	7-662	142	77520	85
68908XL	193	69959	199	76210A	216	7-664	142	77524	85
68909	197	709	104	76211A	216	7-664S	144	77604	85
68909SB	198	71200	187	76212A	216	7-666	142	77605	85
68909XL	198	715	104	76213A	216	7-668	142	77606	85
68910	193	718	104	76220A	216	7-670	142	77607	85
68910H	192	7183S	104	76221A	216	76712.5A	216	77608	85
68910XL	193	718-I	51	76222A	216	76712A	216	77609	85
68911	193	718S	104	76223A	216	76713A	216	77610	85
68911H	192	718SW	104	76231A	216	76714A	216	77704	85
68912	193	718W	104	76232A	216	76715A	216	77705	85
68912H	192	719	104	76233A	216	76716A	216	77706	85
68913	197	719-I	51	7-624	142	76717A	216	77707	85
68913SB	198	719W	104	76241A	216	76718A	216	77708	85
68913XL	198	720	104	76242A	216	7-672	142	77710	85
68914	193	7207S	187	76243A	216	7-674	142	77806	86
68914H	192	72100	187	7-626	142	7-676	142	77807	86
68915	193	72250	187	76261A	216	7-678	142	77808	86
68915H	192	727-08	244	76262A	216	7-680	142	77809	86
68915XL	193	73250	188	76263A	216	7-682	142	77810	86
68917	193	73251	188	7-628	142	7-684	142	77815	86
68917H	192	73303	261	7-630	142	7-686	142	77820	86
68919	193	73324	260	76311A	216	7-688	142	77825	86
68919H	192	73330	260	76312A	216	7-690	142	77827	86
68925	193	73336	260	76313A	216	7-692	142	77830	86
68925H	192	73348	260	7-632	142	76924	215	77840	86
68925XL	193	734	105	76321A	216	76925	215	77845	86
69100	193	73408	258	76322A	216	76926	215	77850	86
69104	193	73413	258	76323A	216	76927	215	77855	86
69105	193	73418	258	76331A	216	76934	215	77927	110
69106	193	73424	258	76332A	216	76935	215	77930	110
69107	193	73430	258	76333A	216	76936	215	77940	110
69108	193, 217	73436	258	7-634	142	76937	215	77945	110
69109	193	73508	258, 260	76341A	216	7-694	142	77950	110
69110	193	73513	258, 260	76342A	216	76954	215	77955	110
69112	193	73518	258, 260	76343A	216	76955	215	77960	110
69114	193	73524	258	7-636	142	76956	215	77DA	226
69116	193	73611	258	76361A	216	76957	215	78107	86, 216
69120	193	73615	258	76362A	216	7-696	142	78108	86, 216
69124	193	73620	258	76363A	216	77106A	216	78109	86, 216
69128	193	73903	261	7-638	142	77107A	216	78245	86
69132	193	73913	260	76391A	216	77108A	216	78250	86
69136	193	73923	261	76392A	216	77109A	216	78320	217
69140	193	7-426	140	7-640	142	77110A	216	78324	217
69148	193	7-428	140	76412	216	77115A	216	78328	217
69152	193	7-432	140	7-642	142	77120A	216	78332	217
69164	193	7-434	140	76421	216	77125A	216	78336	217
69302	193	7-436	140	76422	216	77127A	216	78340	217
69303	193	74600	188	76423	216	77130A	216	78348	217
69304	193	7-6100	142	7-644	142	77140A	216	78416	109
69305	193	7-6104	142	7-646	142	77206A	216	78420	109
69306	193	7-6108	142	7-648	142	77207A	216	78424	109
69308	193	76110A	216	7-650	142	77208A	216	78428	109
69310	193	7-6112	142	76511A	216	77209A	216	78432	109
69312	193	76114A	216	76512A	216	77210A	216	78436	109
69314	193	76115A	216	76513A	216	77215A	216	78440	109
69315	193	7-6116	142	7-652	142	77220A	216	78448	109
69317	193	76116A	216	7-652S	144	77225A	216	78516	109
69319	193	76118A	216	7-654	142	77227A	216	78520	109
69325	193	7-6120	142	7-654S	144	77230A	216	78524	109
697115	200	76120A	216	7-656	142	77345A	216	78528	109

PART NUMBER INDEX

78532	109	83839B	322	8-6148	146	8-690	146	89855	228
78536	109	8385	248	8-6148L	147	8-690L	147	89856	228
78540	109	8386	248	8-6152	146	8-692	146	89901	315
78548	109	838A	321	8-6152L	147	8-692L	147	89902	315
78606	109	83903	235	8-6158	146	8-694	146	89903	315
78608	109	839B	321	86303	204	8-694L	147	89905	314
78610	109	840	321	86304	204	8-696	146	89905-RM	314
78612	109	84100	310	86306	204	8-696L	147	89906	314
78614	109	84120	310	86307	204	8-698	146	89906-RM	314
78617	109	84122	310	86308	204	86980	213	89907	314
78619	109	84130	310	86406	204	8-698L	147	89907-RM	314
78706	110	84142	310	8-642	146	87	129	89910	315
78708	110	84167	310	8-642L	147	87005	211	89911	314
78710	110	84172	310	86430	205	8720	102	89911-RM	314
78712	110	84201A	225	86431	205	8720L	102	89922	45, 317
78714	110	85800	205	86432	205	8720-RK	326	89923	45, 317
78717	110	85801	205	86433	205	8732	102	89931	316
78719	110	85810	205	8-644	146	8732L	102	900	179
79102A	215	85820	204	86441	205	8732-RK	326	90004C	41
79103A	215	85825	204	86442	205	8740	102	90005-BSE	41
79106A	215	85830	204	8-644L	147	8740B	102	90005-PAK	41
79203	215	85835	204	8-646	146	8740HS	103	90012C	41
79242	65	85840	204	8-646L	147	8740KLB	103	90012C-DIV	41
79244	65	85908A	212	8-648	146	8740L	102	90012C-INS	41
79263	78	86	129	8-648L	147	8740LB	102	900H	179
79265	78	860	228	8-650	146	8740-RK	326	9-036	149
79282	78	86005	322	86501	206	875	228	903A	179
79300	104	86007	212	86502	206	8797-RK	326	9-040	149
79303	104	86009	212	86503	206	8798-RK	326	9-042	149
79305	104	86025A	323	86510	206	8799F	103	9-046	149
79608	217	86029	213, 217	8-652	146	8799F-RK	326	9-048	149
79610	217	8-6100	146	86521	206	88	129	904A	179
79612	217	8-6100L	147	86522	206	88036	217	905	179
79613	217	8-6102	146	8-652L	147	88110	294	9-052	149
79614	217	8-6102L	147	8-654	146	88708	277	9-054	149
79615	217	8-6104	146	8-654L	147	88710	277	9-058	149
79617	217	8-6104L	147	8-656	146	88712	277	906	179
79619	217	8-6106	146	8-656L	147	88714	277	9-060	149
797	105	8-6106L	147	8-658	146	88716	277	9-064	149
81003	94	8-6108	146	8-658L	147	88718	277	9-068	149
81200	226	8-6108L	147	8-660	146	88720	277	906B	179
81201	226	8-6110	146	8-660L	147	88724	277	907	179
81303	222	8-6110L	147	8-662	146	88728	277	9-070	149
82001	221	8-6112	146	8-662L	147	88740	277	9-072	149
82002	221	8-6112L	147	8-664	146	885	129	9-074	149
82003	221	8-6114	146	8-664L	147	89020	322	9-076	149
82004	222	8-6114L	147	8-666	146	89317	314	907A	179
82005	222	8-6116	146	8-666L	147	89317-RM	314	908	179
82006	222	8-6116L	147	8-668	146	89656	311	9-082	149
82416	236	8-6118	146	8-668L	147	89656-1	311	9-088	149
82419	236	8-6118L	147	8-670	146	89656-2	311	908A	179
82429	236	8-6120	146	8-670L	147	89656-3	311	909	179
82515	236	8-6120L	147	8-672	146	89656-4	311	909A	179
82516	236	8-6122	146	8-672L	147	89656-6	311	910	179
82519	236	8-6122L	147	8-674	146	89656-9	311	9101	38
82529	236	8-6124	146	8-674L	147	89657	310	9104	38
82606A	231	8-6124L	147	8-676	146	89657-1	310	9107	38
82609A	231	8-6126	146	8-676L	147	89657-2	310	9109	38
827	294	8-6126L	147	8-678	146	89657-3	310	910A	179
82706	235	8-6128	146	8-678L	147	89657-4	310	91108	303
82708	235	8-6128L	147	8-680	146	89657-5	310	91110	303
82710	235	8-6130	146	86801	322	89657-6	310	91112	303
82720	237	8-6130L	147	86802	322	89657-7	310	91114	303
82790	237	8-6132	146	86803	322	89657-BAR	310	91116	303
82987	237	8-6134	146	86804	322	89657-YKA	310	91118	303
83003S	322	8-6134L	147	86805	322	89701	318	9118	39
83123	322	8-6136	146	8-680L	147	89702	318	9119	39
83125	322	8-6136L	147	8-682	146	89800A	324	912	179
83200	322	8-6138	146	8-682L	147	89801A	324	9120	38
83303	223	8-6138L	147	8-684	146	89802A	324	91201	44
83306	233	8-6140	146	8-684L	147	89803A	324	91202	44
83406	235	8-6140L	147	8-686	146	89804A	324	91208	303
83408	235	8-6142	146	8-686L	147	89805A	324	91210	303
83410	235	8-6144	146	8-688	146	89807	324	91212	303
838	321	8-6144L	147	8-688L	147	89824	228	91214	303

PART NUMBER INDEX

91215B	44	9210-25/64	305	94972	44	97906	33	999037A	18
91215R	44	9210-27/64	305	9-6100	148	98001B	35	999038	21
91216	303	9210-29/64	305	9-6104	148	98002B	35	999039	19
91218	303	9210-2M	305	9-6108	148	98003B	35	999040	22
91308	303	9210-3.5	305	9-6110	148	98720	38	999041	22
9130B	43	9210-3/16	305	9-6110L	149	990026	42	999042	20
91310	303	9210-3/32	305	9-6112	148	990042	42	999043	23
91312	303	9210-3/8	305	9-6112L	149	990053	42	999044	23
91314	303	9210-31/64	305	9-6116	148	99034	42	999045	25
91316	303	9210-3M	305	9-6116L	149	99042	42	999046	36
91318	303	9210-4.5M	305	9-6120	148	991055B	19	999047	39
91320	303	9210-4M	305	9-6120L	149	991075B	19	999048	21
91324	303	9210-5.5M	305	9-6124	148	991085B	20	999049	19
91325	303	9210-5/16	305	9-6124L	149	991135B	24	999058	20, 24
91401	44	9210-5/32	305	9-6128	148	992065B	22	999059	24
91402	44	9210-5/64	305	9-6128L	149	992085B	22	999A	288
91408	303	9210-5M	305	9-6132	148	992095B	24	999LA	288
91408B	44	9210-6.5M	305	9-6132L	149	992105B	23	999-YOK	325
91408R	44	9210-6M	305	9-6136	148	992135B	23	AFS2	181
91410	303	9210-7.5M	305	9-6136L	149	99300529, 30, 31, 32, 33		AFS3	181
91412	303	9210-7/16	305	9-6140	148	993006	28, 29	AFS4	181
91414	303	9210-7/32	305	9-6140L	149	993007	33	AHS2	181
91416	303	9210-7/64	305	9-6144	148	993008	29	AHS3	181
91418	303	9210-7M	305	9-6144L	149	993011	28	AHS4	181
91420	303	9210-8.5M	305	9-6148	148	99301229, 30, 31, 32, 33		AHS6	181
91424	303	9210-8M	305	9-6148L	149	993013	29, 31	AHS8	181
91425A	207	9210-9.5M	305	9-6152	148	993021	28	AN1	132
91505	303	9210-9/32	305	9-6152L	149	993022	28, 29	AN10	132
91506	303	9210-9/64	305	9-6156	148	993023	29	AN100	132, 292
91507	303	9210-9M	305	9-6156L	149	993025	29	AN11	132
91508	303	92125M	304	9-6160	148	993026	29	AN12	132
91509	303	92129	304	9-6160L	149	993028	30, 31, 32	AN13	132
91510	303	92340	303	9-6164	148	993029	32	AN14	132
91511	303	92440	303	9-6168	148	993030	30	AN2	132
91512	303	92460	207	9-6176	148	993031	31	AN3	132
91515	303	93001	39	9-6180	148	993032	32	AN31	132
91522	303	93002	39	9-6184	148	993033	30	AN32	132
91525	303	93106	28	9-6208	148	993034	31, 32	AN33	132
91527	303	93109	29	9-6220	148	993035	33	AN34	132
91542	303	93119	29	9-6232	148	993036	33	AN35	132
91545	303	93120	29	9-6244	148	993037	33	AN4	132
91555	303	93204	30	9-6256	148	99400B	25	AN5	132
91610	303	93211	31	9-656	148	994075B	25	AN51	132
91611	303	93212	32	9-660	148	995	288	AN52	132
91612	303	93215	32	9-664	148	995075B	21	AN6	132
91615	303	93250	30	9-668	148	995085B	20	AN7	132
91622	303	93270	31	9-672	148	995095B	21	AN8	132
91625	303	93408	33	9-676	148	996	288	AN9	132
91627	303	93418	33	9-684	148	998065B	18	APS2	181
91942	302	93503	28	9-688	148	998085B	18	APS21	181
91953	302	93508	33	9-694	148	999001	18	APS3	181
9210-1.5M	305	93513	37	9-696	148	999002	21	APS31	181
9210-1/16	305	93514	37	97103A	39	999003	19	APS4	181
9210-1/2	305	93515	37	97103A-BB	39	999004	19, 20, 22	APS6	181
9210-1/4	305	93516	37	97103A-LOCK	39	999005	23	AW8125	178
9210-1/8	305	93801	44	97103B	39	999006	36	B100	237
9210-10.5M	305	93802	44	97403B	36	999007	39	B101	237
9210-10M	305	93814B	44	97403B-U	36	999008	25	B103	237
9210-11.5M	305	93814R	44	97502B	36	99901118, 19, 20, 35, 36		B104	237
9210-11/32	305	94142	44	97503B	36	99901221, 22, 23, 24, 25, 35		B106	232
9210-11/64	305	94231	44	97505BL	34	999013	39	B106E	234
9210-11M	305	94330	44	97816	38	999019	25	B106I	234
9210-12.5M	305	94410	44	97817	38	999020	42	B107	232
9210-12M	305	94701	43	97819	38	999021	42	B108	232
9210-13/32	305	94702	43	97820	38	999022	42	B108E	234
9210-13/64	305	94711	45, 166	97823A	42	999023	42	B108I	234
9210-13M	305	94715	45, 166	97824	42	999024	42	B109	232
9210-15/32	305	94772	45, 166	97825A	42	999025	42	B109I	234
9210-15/64	305	94804	45	97837A	42	999031	21	B10A	224
9210-17/64	305	94805	45	97841	34	999032	22	B110	235
9210-19/64	305	94806	45	97842	34	999033	23	B111	232
9210-1M	305	94809	45, 166	97843B	43	999034	25	B112	236
9210-2.5M	305	94811	45, 166	97843M	43	999035	36	B113	236
9210-21/64	305	94812	45, 166	97844	42	999037	18	B114	234
9210-23/64	305	94815	45, 166	97860M	43			B115	234

PART NUMBER INDEX

B116236	B291A223	BS24XL278	C36251	CF145313
B116C233	B292A223	BS27M277	C37259	CF146313
B117236	B295A223	BS28275	C38259	CF147313
B117C233	B45-10A224	BS30M277	C38A259	CF147-RM313
B118236	B45-10A-I60	BS32275	C38C259	CF61319
B118C233	B45-12A224	BS36275	C39258	CF61-100319
B120229	B45-12A-I60	BS36M277	C393S261	CF61-12S319
B121229	B45-16A224	BS40275	C39A258	CF61-14S319
B121-I60	B45-20224	BS42M277	C39B258	CF62-12S319
B122229	B45-7A224	BS45M277	C4251	CF62-14S319
B123230	B49226	BS48275	C40259	CF62CS319
B123-I60	B4PLS222	BS48M277	C402271	CF63319
B124230	B5PLS222	BS52M277	C403271	CF63-1319
B125231	B6A224	BS56275	C404271	CF63-14319
B126232	B8A224	BS64275	C406271	CF63-21319
B126I234	BC-1279	BS6M277	C408271	CF63-24319
B127232	BC114227	BS7M277	C41259	CF68319
B128232	BC114-CUT227	BS8M277	C410271	CH-0.5-10280
B129232	BC118227	BTC2318	C412271	CH-0.5-20280
B136232	BC118-CUT227	BW1011312	C42259	CH05M214
B136C233	BC124227	BW812SB178	C43259	CH05M-I58
B136E234	BC124-CUT227	BWT1016312	C43.45259	CH06214
B137232	BC130227	C1251	C44259	CH06-I58
B137C233	BC130-CUT227	C10251	C45LR253	CH06M214
B138232	BC136227	C10LRA253	C46LR254	CH06M-I58
B138C233	BC136-CUT227	C10PS252	C47LR255	CH07M214
B139232	BC-2279	C12251	C48LR254	CH07M-I58
B140229	BC-3279	C13251	C49LR253	CH08214
B141229	BC-5279	C14251	C5251	CH08-I58
B142231	BH10014215	C14LR254	C50249	CH08M214
B143231	BK-SET5-89244	C15251	C500248	CH08M-I58
B153230	BP08276	C15A251	C501248	CH09M214
B155230	BP10276	C16251	C502248	CH09M-I58
B177231	BP12276	C18251	C503248	CH-1.5-10280
B200227	BP14276	C19251	C504248	CH-1.5-20280
B200R227	BP16276	C1A251	C505248	CH10214
B204A226	BP18276	C2251	C506248	CH10-I58
B206220	BP20276	C20LR255	C507248	CH10M214
B207220	BP24276	C21249	C508248	CH10M-I58
B210B221	BP28276	C22249	C508PPS252	CH11214
B212B221	BP32276	C23249	C509248	CH-1-10280
B212B-I59	BP36276	C23A249	C51249	CH11-I58
B214B221	BP40276	C24249	C510248	CH11M214
B214B-I59	BP48276	C25249	C511248	CH11M-I58
B218B221	BP56276	C25A249	C52249	CH12214
B218B-I59	BP64276	C26249	C5BDS250	CH-1-20280
B224A223	BRS1.5268	C26A249	C5LPPS252	CH12-I58
B224A-I59	BRS2.5268	C27249	C5PPS252	CH14214
B230B221	BS4268	C27A249	C5TPS252	CH14-I58
B231B221	BS08275	C28248	C6251	CH16214
B231B-I59	BS08L278	C28A248	C65259	CH16-I58
B232B221	BS08XL278	C28B248	C66259, 260	CH-2-10280
B232B-I59	BS10275	C28C248	C67259, 260	CH-2-20280
B238B221	BS10L278	C29248	C673260	CH-3-10280
B238B-I59	BS10M277	C290248	C68259, 260	CH-3-20280
B239B221	BS10XL278	C291248	C69259	CH-5-10280
B239B-I59	BS12275	C292248	C6LR253	CH-5-20280
B240B220	BS12L278	C293248	C7251	CHS7A214
B241B220	BS12M277	C294248	C70259	CHS7A-I58
B241B-I59	BS12XL278	C295248	C71259	CHS7MA214
B243B220	BS14275	C296248	C72259	CHS7MA-I58
B243B-I59	BS14M277	C29A248	C73259	CW10M175
B245B220	BS16275	C2A251	C7PPS252	CW11M175
B246B220	BS16L278	C2BDS250	C7TR302	CW12175
B247B220	BS16M277	C3251	C9251	CW12M175
B249220	BS16XL278	C30248	CAD-181243	CW13M175
B253221	BS18275	C31248	CAD-182243	CW14175
B255B221	BS18M277	C31A248	CAD-186243	CW14M175
B255B-I60	BS20275	C31C248	CB27250	CW15M175
B258B221	BS20L278	C32249	CB30250	CW16175
B260B221	BS20M277	C33249	CBR6250	CW16M175
B261B221	BS20XL278	C33A249	CBR7250	CW17M175
B274A223	BS24275	C34249	CBR8250	CW18175
B281A220	BS24L278	C35249	CF143313	CW18M175
B285A223	BS24M277	C35A249	CF144313	CW19M175

PART NUMBER INDEX

CW20	175	DW18XL	109	GB-10BH	306	L-18	307	M1211-I	54
CW21M	175	DW20L	109	GC16	264	L-19	307	M1212	108
CW22	175	DW20XL	109	GK-SET5	244	L-22	307	M1212H	108
CW22M	175	DW24L	109	GM-16	264	L400-JNT	271	M1212-I	54
CW24	175	DW24LS	114	GM-24	264	L400-NUT	271	M1213	108
CW24M	175	DW24XL	109	GM-32	264	L400-PIN	271	M1213H	108
CW26	175	DW24XLS	114	GMV-26RPS/4	40	L508	271	M1213-I	54
CW28	175	DW8L	109	GS-16	264	L512	271	M1214	108
CW32	175	DW8XL	109	GS-20	264	L516	271	M1214H	108
CWF10M	175	DXG-22-1	40	GT-0.5	284	L520	271	M1214-I	54
CWF11M	175	E010-I	56	GT-1	284	LB-10BH	306	M1215	108
CWF12	175	E011-I	56	GT-2	284	LD12	107	M1215H	108
CWF12M	175	E012-I	56	GT-3	284	LD14	107	M1215-I	54
CWF13M	175	E014-I	56	H-12	307	LD16	107	M1216	108
CWF14	175	E016-I	56	HB-10BH	306	LD18	107	M1216H	108
CWF14M	175	E018-I	56	HD12	138	LD20	107	M1216-I	54
CWF15M	175	E020-I	56	HD15	138	LD20R	105	M1217	108
CWF16	175	E022-I	56	HD21	138	LD22	107	M1217H	108
CWF16M	175	E024-I	56	HD24	131	LD24	107	M1217-I	54
CWF17M	175	E026-I	56	HD25	138	LD26	107	M1218	108
CWF18	175	E028-I	56	HD26	131	LD26R	105	M1218H	108
CWF18M	175	E030-I	56	HD28	131	LD28	107	M1218-I	54
CWF19M	175	E032-I	56	HD30	131	LD30	107	M1219	108
CWF20	175	E08-I	56	HD32	131	LD32	107	M1219H	108
CWF20M	177	E1012	164	HD34	131	LD34	107	M1219-I	54
CWF21M	177	E1214	164	HD36	131	LD36	107	M1220	108
CWF22	175	E1416	164	HD38	131	LD38	107	M1220H	108
CWF22M	177	E1618	164	HD40	131	LD40	107	M1220-I	54
CWF23M	177	E1820	164	HD42	131	LD42	107	M1221	108
CWF24	175	E1922	164	HD44	131	LD44	107	M1221H	108
CWF24M	177	E2022	164	HD46	131	LD46	107	M1221-I	54
CWF25M	177	E2024	164	HD48	131	LD48	107	M1222	108
CWF26	177	E2224	164	HD50	131	LDS12	107	M1222H	108
CWF27M	177	E2428	164	HD52	131	LDS14	107	M1222-I	54
CWF28	177	E2628	164	HD54	131	LDS16	107	M1223	108
CWF30	177	E3032	164	HD56	131	LDS18	107	M1223H	108
CWF30M	177	E3440	164	HD58	131	LDS20	107	M1224	108
CWF32	177	E68	164	HD60	131	LDS22	107	M1224H	108
CWF32M	177	E810	164	HD62	131	LDS24	107	M1225	108
CWF34	177	EX1	300	HD64	131	LDS26	107	M1225H	108
CWF36	177	EX2	300	HD66	131	LDS28	107	M1226	108
CWF38	177	EX3	300	HD68	131	LDS30	107	M1226H	108
CWF40	177	EX4	300	HD70	131	LDS32	107	M1227	108
D012	168	EX5	300	HD72	131	LDS34	107	M1227H	108
D406S	109	EX6	300	HD74	131	LDS36	107	M1228	108
D407S	109	F7TR	302	HD76	131	LDS38	107	M1228H	108
D408S	109	FG1	319	HK01	35	LDS40	107	M1229H	108
D409S	109	FG12	319	HK02	35	LDS42	107	M1230	108
D410S	109	FG15A	319	HK03	35	LDS44	107	M1230H	108
D411S	109	FG2	319	HK04	35	LDS46	107	M1231H	108
D412S	109	FG23	319	HK05	35	LDS48	107	M1232	108
DC6150	323	FG275A	320	HK-SET4	244	LH-0.25-3	282	M1232H	108
DC8200	323	FG30	320	HRN032	266	LH-0.5-3	282	M1236	108
DFE1000	189	FG35A	319	HRN038	266	LH-0.75-5	282	M1236H	108
DFN250A	189	FG4444	320	HRN044	266	LH-1.5-5	282	M212R-I	55
DFN50A	189	FG7A	320	IMB21	101	LH-3-5	282	M214R	162
DIN250A	189	FG9	320	IMB22	101	LT10	82	M215R	162
DIN600A	189	FHRK1	327	IMB23	101	LT12	82	M3424	132
DIN75A	189	FHRK1/2	327	IMB24	101	LT14	82	M3425	132
DS-100-5	308	FHRK3/4	327	IMB26	101	LT16	82	M3426	132
DT1000	308	FHRK3/8	327	IMD207A	101	LT18	82	M3427	132
DT-100-5	308	FL0911M	167	IMD208K	101	LT20	82	M3428	132
DT-10-5	308	FL1012M	167	IMD307KA	217	LT22	82	M3429	132
DT2000	308	FL1214S	167	IMD308KM	217	LT24	82	M3430	132
DT3000	308	FL1314M	167	IMD407	217	LT26	82	M3432	132
DT4000	308	FL1517M	167	K1	315	LT26R	81	M3435	132
DW10L	109	FL1618M	167	K2	316	LT28	82	M3436	132
DW10XL	109	FL1618S	167	K29	317	LT30	82	M3438	132
DW12L	109	FL2022S	167	K2906	317	LT32	82	M3441	132
DW12XL	109	FL3S	167	K3	316	LT8	82	M3442	132
DW14L	109	FLM3S	167	K4	316	M1210	108	M3446	132
DW14XL	109	FLM5S	167	K5	316	M1210H	108	M3450	132
DW16L	109	G-16	307	K9	316	M1210-I	54	M3454	132
DW16XL	109	G52/1	301	K906	317	M1211	108	M3455	132
DW18L	109	G52/2	301	K908	321	M1211H	108	M3458	132

M3460	132	MC24	154	MD1211	108	MEB017-I	56	MP15H	121
M604	69	MC24B	154	MD1212	108	MEB06-I	56	MP16DH	122
M604.5	69	MC25	154	MD1212H	108	MEB07-I	56	MP16H	121
M604.5-I	52	MC26	154	MD1213	108	MEB08-I	56	MP17DH	122
M604-I	52	MC26B	154	MD1213H	108	MEB09-I	56	MP17H	121
M605	69	MC27	154	MD1214	108	MEB10	154	MP18DH	122
M605.5	69	MC27B	154	MD1214H	108	MEB10-I	55	MP18H	121
M605.5-I	52	MC28	154	MD1215	108	MEB11	154	MP19DH	122
M605-I	52	MC28B	154	MD1215H	108	MEB11-I	55	MP19H	121
M606	69	MC29	154	MD1216	108	MEB12	154	MP20DH	122
M606-I	52	MC29B	154	MD1216H	108	MEB12-I	55	MP20H	121
M607	69	MC30	154	MD1217	108	MEB13	154	MP21DH	122
M607-I	52	MC30B	154	MD1217H	108	MEB13-I	55	MP21H	121
M608	69	MC32B	154	MD1218	108	MEB14	154	MP22DH	122
M608-I	52	MC35	154	MD1218H	108	MEB14-I	55	MP22H	121
M609	69	MC35B	154	MD1219	108	MEB15	154	MP23DH	122
M609-I	52	MC36	154	MD1219H	108	MEB15-I	55	MP23H	121
M610	69	MC36B	154	MD1220	108	MEB16	154	MP24DH	122
M610-I	52	MC38	154	MD1220H	108	MEB16-I	55	MP24H	121
M611	69	MC38B	154	MD1221	108	MEB17	154	MP25H	121
M611-I	52	MC41	154	MD1221H	108	MEB17-I	55	MP26H	121
M612	69	MC41B	154	MD1222	108	MEB18	154	MP27H	121
M612-I	52	MC43	154	MD1222H	108	MEB19	154	MP28H	121
M613	69	MC43B	154	MD1223	108	MEB20	154	MP29H	121
M613-I	52	MC46	154	MD1223H	108	MEB21	154	MP30DH	122
M614	69	MC46B	154	MD1224	108	MEB22	154	MP30H	121
M614-I	52	MC50	154	MD1224H	108	MEB23	154	MP31H	121
M615	69	MC50B	154	MD1225	108	MEB24	154	MP32DH	122
M615-I	52	MC51	154	MD1225H	108	MEB25	154	MP32H	121
MB1011	168	MC51B	154	MD1226	108	MEB26	154	MP3417H	134
MB1213	168	MC54	154	MD1226H	108	MEB27	154	MP3418H	134
MB1415	168	MC54B	154	MD1227	108	MEB28	154	MP3419H	134
MB1719	168	MC55	154	MD1227H	108	MEB29	154	MP3420H	134
MB2022	168	MC55B	154	MD1228H	108	MEB30	154	MP3421H	134
MB6	168	MC57	154	MD1229H	108	MEB32	154	MP3422H	134
MB89	168	MC57B	154	MD1230H	108	MEB6	154	MP3423H	134
MC10	154	MC6	154	MDW10L	109	MEB6-I	55	MP3424H	134
MC10B	154	MC60	154	MDW10XL	110	MEB7	154	MP3425H	134
MC11	154	MC606	154	MDW12L	109	MEB7-I	55	MP3426H	134
MC111	161	MC607	154	MDW12XL	110	MEB8	154	MP3427H	134
MC11B	154	MC608	154	MDW14L	109	MEB8-I	55	MP3428H	134
MC12	154	MC609	154	MDW14XL	110	MEB9	154	MP3429H	134
MC12B	154	MC60B	154	MDW17L	109	MEB9-I	55	MP3430H	134
MC13	154	MC610	154	MDW17XL	110	MF2000	188	MP3431H	134
MC13B	154	MC611	154	MDW19L	109	MF6	66	MP3432H	134
MC14	154	MC612	154	MDW19XL	110	MF8	79	MP3433H	134
MC14B	154	MC613	154	MDW19XLS	115	MFR250HD	188	MP3434H	134
MC15	154	MC614	154	MDW6L	109	MFR600HD	188	MP3435H	134
MC15B	154	MC615	154	MDW6XL	110	MG2K	244	MP3436H	134
MC16	154	MC616	154	MDW7LCP	115	MHD15	138	MP3438H	134
MC16B	154	MC617	154	MDW8L	109	ML604	69	MP3440H	134
MC17	154	MC618	154	MDW8XL	110	ML605	69	MP3441H	134
MC17B	154	MC64	154	ME1011	164	ML605.5	69	MP3442H	134
MC18	154	MC64B	154	ME1213	164	ML606	69	MP3443H	134
MC18B	154	MC65	154	ME12A	165	ML607	69	MP3446H	134
MC19	154	MC65B	154	ME1415	164	ML608	69	MP3450H	134
MC19B	154	MC691	161	ME1617	164	ML609	69	MP36H	121
MC20	154	MC692	161	ME1819	164	ML610	69	MP6T	126
MC209	160	MC6B	154	ME2021	164	ML611	69	MPD08H	122
MC209B	162	MC7	154	ME2122	164	ML612	69	MPD09H	122
MC20B	154	MC70	154	ME2427	164	ML613	69	MPD10H	122
MC21	154	MC70B	154	ME2528	164	ML614	69	MPD11H	122
MC210	160	MC73	154	ME2732	164	MP08H	121	MPD12H	122
MC211	160	MC73B	154	ME67	164	MP09H	121	MPD13H	122
MC212	160	MC75	154	ME6A	165	MP10DH	122	MPD14H	122
MC212B	162	MC75B	154	ME810	164	MP10H	121	MPD15H	122
MC214	160	MC7B	154	ME89	164	MP11DH	122	MPD16H	122
MC214B	163	MC8	154	ME8A	165	MP11H	121	MPD17H	122
MC215	161	MC80	154	MEB010-I	56	MP12DH	122	MPD18H	122
MC219	162	MC80B	154	MEB011-I	56	MP12H	121	MPD19H	122
MC21B	154	MC8B	154	MEB012-I	56	MP13DH	122	MPD20H	122
MC22	154	MC9	154	MEB013-I	56	MP13H	121	MPD21H	122
MC22B	154	MC9B	154	MEB014-I	56	MP14DH	122	MPD22H	122
MC23	154	MD1210	108	MEB015-I	56	MP14H	121	MPD23H	122
MC23B	154	MD1210H	108	MEB016-I	56	MP15DH	122	MPD24H	122

PART NUMBER INDEX

MPD25H122	MT1783	MTP1298	P210T290	P2668133
MPD27H122	MT17H83	MTP1398	P2-140A81	P2670133
MPD30H122	MT17-I53	MTP1498	P221098	P2672133
MPD3419H135	MT1883	MTP1598	P221298	P2674133
MPD3421H135	MT18H83	MTP1698	P221498	P2676133
MPD3422H135	MT18-I53	MTP1798	P221698	P293296
MPD3423H135	MT1983	MTP1898	P221898	P300297
MPD3424H135	MT19H83	MTP1998	P222098	P302T290
MPD3425H135	MT19-I53	MTP898	P222298	P305T290
MPD3426H135	MT2083	MTP998	P222498	P309293, 297
MPD3427H135	MT20H83	MTPL1099	P2303T291	P310293, 297
MPD3430H135	MT2183	MTPL1199	P2308T291	P310T290
MPD3431H135	MT21H83	MTPL1299	P2406120	P312297
MPD3432H135	MT2283	MTPL1399	P2406DH121	P3160293
MPD3433H135	MT22H83	MTPL1499	P2407120	P3210293
MPD3434H135	MT2383	MTPL1599	P2407DH121	P2312T291
MPD3435H135	MT23H83	MTPL1699	P2408120	P4-065T104
MPD3436H135	MT24H83	MTPL1799	P2408DH121	P4-080T104
MPD3437H135	MT25H83	MTPL1899	P2409120	P4-100T104
MPD3438H135	MT2683	MTPL1999	P2409DH121	P4-105A106
MPD3441H135	MT26H83	MTPL899	P2410120	P4-110A106
MPD3443H135	MT683	MTPL999	P2410DH121	P4-120T104
MPD3446H135	MT6H83	MTW1085	P2411120	P4-140A106
MPD3450H135	MT783	MTW10L85	P2411DH121	P4-140T104
MPD36H122	MT7H83	MTW485	P2412120	P4-812124
MPD8HT127	MT883	MTW4L85	P2412DH121	P4-814124
MRB1112169	MT8H83	MTW585	P2413120	P4-816124
MRB1314169	MT8-I53	MTW5L85	P2413DH121	P4-818124
MRB1517169	MT983	MTW685	P2414120	P4-820124
MRB50170	MT9H83	MTW6L85	P2414DH121	P4-822124
MRB78169	MT9-I53	MTW785	P2415120	P4-824124
MRB910169	MTF10HA84	MTW7L85	P2415DH121	P4-826124
MROB1112169	MTF11HA84	MTW885	P2432120	P4-828124
MROB1314169	MTF12HA84	MTW8L85	P2432DH121	P4-830124
MROB1517169	MTF13HA84	MTW985	P2433120	P4-832124
MROB30170	MTF14HA84	MU10H69	P2433DH121	P495297
MROB50170	MTF15HA84	MU11H69	P2434120	P498293
MROB78169	MTF16HA84	MU12H69	P2434DH121	P499294
MROB910169	MTF17HA84	MU13H69	P2435120	P500292
MS106911	MTF18HA84	MU5H69	P2435DH121	P501292
MS1069-TO11	MTF19HA84	MU6H69	P2436120	P50109296
MS12257	MTL1083	MU7H69	P2436DH121	P5013A296
MS1225-TO7	MTL10H83	MU8H69	P2437120	P503292
MS1306-A6	MTL1183	MU9H69	P2437DH121	P507292
MS1306A-TO6	MTL11H83	MX46141	P2438120	P509292
MS14204	MTL1283	MX50141	P2438DH121	P5406139
MS1420-TO4	MTL12H83	MX54141	P2439120	P5410139
MS18352	MTL1383	MX55141	P2439DH121	P5413139
MS1835-TO2	MTL13H83	MX60141	P2440120	P5426S140
MS31148	MTL1483	MX65141	P2440DH121	P6-107130
MS3114-TO8	MTL14H83	MX70141	P2609133	P6-110130
MS31258	MTL1583	MX75141	P2610133	P6-113130
MS3125-TO8	MTL15H83	NH2207	P2611133	P6-140A130
MSM21029	MTL1683	NH6207	P2612133	P6-824133
MT1083	MTL16H83	NH9207	P2613133	P6-826133
MT10H83	MTL1783	NSP6179	P2614133	P6-828133
MT10-I53	MTL17H83	OE12LR165	P2615133	P6-830133
MT1183	MTL1883	OE6LR165	P2632133	P6-832133
MT11H83	MTL18H83	OE8LR165	P2634133	P6-834133
MT11-I53	MTL1983	P012-LNK326	P2636133	P6-836133
MT1283	MTL19H83	P017-SCR325	P2638133	P6-838133
MT12H83	MTL20H83	P11T125	P2640133	P6-840133
MT12-I53	MTL21H83	P175207	P2642133	P6-842133
MT1383	MTL22H83	P177207	P2644133	P6T125
MT13H83	MTL23H83	P179207	P2646133	P7-140A140
MT13-I53	MTL683	P187294	P2648133	P8-108145
MT1483	MTL6H83	P187-SCR325	P2650133	P8-140A145
MT14H83	MTL783	P187-YOK325	P2652133	P8T100
MT14-I53	MTL7H83	P190293	P2654133	PA2-4A81
MT1583	MTL883	P200293	P2656133	PA4-2A106
MT15H83	MTL8H83	P202T290	P2658133	PA4-6106, 130
MT15-I53	MTL983	P205T290	P2660133	PA6-4106, 130
MT1683	MTL9H83	P210296	P2662133	PA6-7130, 140
MT16H83	MTP1098	P2-103A81	P2664133	PA7-6130, 140
MT16-I53	MTP1198	P2-106A81	P2666133	PA7-8140, 145

PART NUMBER INDEX

PA8-7140, 145	PHUM21123	PO10T297	RT16181	SE50C300
PAD 137244	PHUM21L123	PO11288	RT18181	SE70C300
PB2614M136	PHUM22123	PO11-LGS325	RT20181	SF-2268
PB2617M136	PHUM22L123	PO11-SCR325	RT24181	SF-3268
PB2618135	PHUM23123	PO11-YOK325	RT28181	SM100189
PB2618-BIT . . .135, 136	PHUM23L123	PO12289	S010204	SM40189
PB2619M136	PHUM24123	PO12-BLT325	S012204	SO-10-NE244
PB2620135	PHUM24L123	PO12L289	S027204	SO-5-NE244
PB2620-BIT . . .135, 136	PL11T125	PO12-LGS325	S03204	SO-7-NE244
PB2622M136	PL13T125	PO12L-LGS325	S04204	SPI156267
PB2624135	PL221098	PO12-NUT326	S06204	SPI156N267
PB2624-BIT . . .135, 136	PL221298	PO12-SCR325	S08204	SPI-156-S8267
PB2624M136	PL221498	PO12-YOK325	S-13307	SPI206267
PB2628135	PL221698	PO13A288	S35P301	SPI206N267
PB2628-BIT . . .135, 136	PL221898	PO13-LGS325	S410A226	SPS150267
PB2632135	PL222098	PO14289	S412A226	SPS-150N-S8267
PB2632-BIT . . .135, 136	PL222298	PO14-LGS325	S416A226	SPS-155-S8267
PCH-1255	PL222498	PO17289	S47A226	SPS200267
PD387T100	PL2406120	PO17-BLT325	S69-RK326	SR-100-2308
PH15266	PL2407120	PO17-NUT326	SB06081044	ST69001194
PH20266	PL2408120	PO17-YOK325	SB07081244	ST69006194
PH26265	PL2409120	PO40295	SB07160744	ST69008194
PH30265	PL2410120	PO50A295	SB08120944	ST69010194
PH60S265	PL2411120	PO60A295	SB09160844	ST69012194
PH61S265	PL2412120	PO70295	SB-10BH306	ST69016194
PHF19266	PL2413120	PR-16E40	SB11121144	ST69020194
PHF25266	PL2414120	PR-19E40	SB11121244	ST69024194
PHF41266	PL2415120	PR-23E40	SB11160944	ST69032194
PHF42266	PL2432120	PT-0.5284	SB11240644	ST69802194
PHF43266	PL2433120	PT-1284	SB15161144	ST69803194
PHF44266	PL2434120	PT-2284	SB19161544	ST69804194
PHF45266	PL2435120	PT-3284	SCD06208	ST69805194
PHF46266	PL2436120	PU12099	SCD1009195	ST69806194
PHU12L123	PL2437120	PU14099	SCD1010195	ST69808194
PHU14122	PL2438120	PU16099	SCD104208	ST69810194
PHU14L123	PL2439120	PU18099	SCD12209	ST69812194
PHU16122	PL2440120	PU20099	SCD2009194	ST69825194
PHU16L123	PL2609134	RB120A206	SCD2010195	STPG-24268
PHU18122	PL2610134	RB121A206	SCD3009195	STXS610194
PHU18L123	PL2611134	RB122A206	SCD3A209	STXS615194
PHU20122	PL2612134	RB123A206	SCD4208	STXS620194
PHU20L123	PL2613134	RB221206	SCD506209	STXS625194
PHU22122	PL2614134	RB221-I57	SCD6211	STXS627194
PHU22L123	PL2615134	RB222206	SCD7211	STXS630194
PHU24122	PL2632134	RB222-I57	SD1465	STXS640194
PHU24L123	PL2634134	RB223206	SD69504194	STXS645194
PHU26122	PL2636134	RB223-I57	SD69505194	STXS650194
PHU26L123	PL2638134	RB224206	SD69506194	SWB3A269, 328
PHU28122	PL2640134	RB224-I57	SD69508194	SWB4A269, 328
PHU28L123	PL2642134	RB321206	SD69510194	SWB5A269, 328
PHU30122	PL2644134	RC2318	SD69512194	SWB6A269, 328
PHU30L123	PL2646134	RC3318	SD69514194	SWB8A269, 328
PHU32122	PL2648134	RC4318	SD69516194	SWJ1267, 73, 80, 104, 105
PHUM10123	PL2650134	RF163311	SD69520194	SWJ14 .67, 73, 80, 105
PHUM10L123	PL2652134	RF163-1311	SD69524194	SWJ38 .67, 73, 80, 105
PHUM11123	PL2654134	RF163-2311	SD69902194	SWJ3S .67, 73, 80, 105
PHUM11L123	PL2656134	RF163-3311	SD69903194	T179
PHUM12123	PL2658134	RF163-4311	SD69904194	T1082
PHUM12L123	PL2660134	RF163-5311	SD69905194	T10082
PHUM13123	PL2662134	RF163-BAR326	SD69906194	T1282
PHUM13L123	PL2664134	RF163-CON326	SD69908194	T12082
PHUM14123	PL8HT125	RF163-WNP326	SD69910194	T12-I53
PHUM14L123	PLP100144	RF163-YKA326	SD69915194	T1482
PHUM15123	PLP150147	RLH30131	SD69925194	T14082
PHUM15L123	PLP34135	RLH32131	SD69955194	T14-I53
PHUM16123	PLR100144	RLH34131	SE1410301	T1682
PHUM16L123	PLR150147	RLH36131	SE50-1300	T16082
PHUM17123	PLR34135	RLH40131	SE50-2300	T16-I53
PHUM17L123	PM388T100	RLH42131	SE50-3300	T1882
PHUM18123	PMD388T101	RLH44131	SE50-4300	T18082
PHUM18L123	PO10A288	RLH46131	SE50-5300	T18-I53
PHUM19123	PO10-BLT325	RLH48131	SE50-6300	T2082
PHUM19L123	PO10-LGS325	RLH52131	SE50-7300	T20082
PHUM20123	PO10-NUT326	RT12181	SE50-8300	T20-I53
PHUM20L123	PO10-SCR325	RT14181	SE50-9300	T2282

PART NUMBER INDEX

T22082	T90-RK326	TX650110	VL11168	X94141
T22-I53	TB108312	TX655110	VL11268	X96141
T2482	TB110312	TX660110	VL11468	XH16144
T24082	TB112312	TXS608A206	VL11668	XH25144
T24-I53	TB116312	TXS610A206	VL11868	XO10318
T2682	TB120312	TXS615A206	VL1268	XP19H143
T26082	TH1082	TXS620A206	VL1468	XP22H143
T26-I53	TH1282	TXS625A206	VL1668	XP24H143
T2780	TH1482	TXS627A206	VL1868	XP26H143
T2882	TH1682	TXS630A206	VL668	XP27H143
T28082	TH1882	TXS7A210	VL768	XP28H143
T28-I53	TH2082	TXS800213	VL868	XP29H143
T380	TH2282	TXS805206	VL968	XP30H143
T3077	TH2482	TXS806206	VS150270, 329	XP32H143
T30082	TH2682	TXS807206	VS150-HDL329	XP33H143
T30582	TH2882	TXS808206	VS150-KNOB329	XP35H143
T30-SCR327	TH3082	TXS809206	VS150-NUT329	XP36H143
T3179	TH3282	TXS810206	VS150-SB270, 329	XP38H143
T31-I51	TH8582	TXS815206	VS150-SCR329	XP41H143
T31W79	TM1200189	TXS820206	VS200270, 329	XP46H143
T32082	TM2200189	V1068	VS200-HDL329	XP50H143
T32582	TM3200189	V10668	VS200-KNOB329	XP54H143
T3481	TM750A189	V106-I52	VS200-NUT329	XP55H143
T3678	TP186	V10768	VS200-SB270, 329	XP58H143
T479	TP286	V107-I52	VS200-SCR329	XP60H143
T4179	TP386	V10868	VS3A269	XP65H143
T41-I51	TP486	V108-I52	VS4A269	XP70H143
T41W79	TR1T302	V10968	VS5A269	XP75H143
T4278	TR2T302	V109-I52	VS6A269	XP80H143
T4-I51	TRM1302	V1168	VS8A269	
T4579	TS1084	V11068	VU1069	
T4W79	TS1284	V110-I52	VU1169	
T579	TS1484	V11168	VU1269	
T5880	TS1684	V111-I52	VU1469	
T5W79	TS1884	V11268	VU1669	
T679	TS2084	V112-I52	VU1869	
T60686	TS884	V11468	VU669	
T60786	TU11156	V114-I52	VU769	
T607T86	TU11B159	V11668	VU869	
T60886	TU120A84	V116-I52	VU969	
T608T86	TU125H157	V11868	WB12260	
T60986	TU140A84	V118-I52	WB18260	
T609T86	TU145156	V1268	WB24260	
T61086	TU145B158	V1468	WB30260	
T610T86	TU160A84	V1668	WB36260	
T61586	TU180A84	V1765	WB42260	
T615T86	TU19157	V1868	WK-SETS-89244	
T62086	TU200A84	V253664	WSB60259	
T620T86	TU220A84	V2536B64	X100141	
T62586	TU240A84	V2536-RK326	X101139	
T625T86	TU4156	V25-RK326	X101-RK327	
T62786	TU7156	V2665	X106139	
T627T86	TU7B159	V568	X112141	
T63086	TU7SH157	V668	X31-32139	
T630T86	TU9156	V60266	X46141	
T64086	TU9B159	V602W66	X48141	
T640T86	TU9SH157	V60366	X52141	
T64586	TW1085	V604W66	X54141	
T645T86	TW10L85	V60666	X56141	
T65086	TW1285	V606-I51	X58141	
T650T86	TW12L85	V606W66	X60141	
T65586	TW485	V61066	X64141	
T882	TW4L85	V61466	X66141	
T8082	TW585	V768	X68141	
T8377	TW5L85	V76067	X70141	
T8477	TW685	V78065	X72141	
T853276	TW6L85	V868	X74141	
T8532-RK326	TW785	V968	X76141	
T85-RK326	TW7L85	VL1068	X78141	
T882076	TW885	VL10668	X8139	
T8820-RK326	TW8L85	VL10768	X80141	
T88-RK326	TX627110	VL10868	X82141	
T978	TX630110	VL10968	X84141	
T904076	TX640110	VL1168	X88141	
T9040B76	TX645110	VL11068	X9139	



Warranty Policy

We stand behind the quality of our products and warrant them to the original purchaser for the duration of their useful life against defects in material and workmanship. In the unlikely event a product fails, warranty will be granted quickly and unconditionally, providing the products were used for the application intended. Products used inappropriately, abused, neglected, not maintained properly, altered, or worn through normal use will not be considered.

No warranty consideration can be made if the initial inspection shows that the product has been:

- Used with any device to create additional leverage.
- Machined or modified in any way.
- Overstressed or over torqued.

Products such as ratchets, flex handles, pullers, universal joints, and adjustable wrenches require periodic maintenance and repair. When a product needs repair due to normal wear and tear, the repair will be at the customer's expense.

Products that carry a limited warranty:

The following products carry a limited warranty from date of original retail purchase.

Torque Wrenches & multipliers (1 Year limited)	Tape Measures & Precision Measuring Tools (1 Year limited)
Toolboxes (1 Year limited)	Hoists (2 Year limited)

Non-Warranty Items:

Due to the nature of the product, the following items are not warranted:

- Reducing Adaptors: 4216, 4206, 4299, 4213, PA2-4A, PA4-2A, PA5-4A, PA6-4, PA7-6, & PA8-7.
- Impact Universal Joints: P2-140A, P4-140A, P6-140A, and P7-140A.
- All consumable goods such as drill bits, blades, screwdriver bits, thread restorers and extractors.
- Foam tray organizers

All Ingersoll-Rand® and Test Products® International products sold by Gray Tools Canada are warranted by the manufacturer. Please refer to the warranty documents, which were supplied with the product.

Gray Tools Canada will be the sole authority in evaluating products, determining warranty claims and will be glad to repair or replace products qualifying for warranty received prepaid.

If your product qualifies for warranty, please visit us online to request support. Alternatively, you can visit a local distributor or call our Customer Service department for a warranty inspection number and ship the tool prepaid to Gray Tools Canada Inc., 299 Orenda Road, Brampton, Ontario, L6T 1E8.

Disclaimer:

Abuse or misuse of any tool may cause serious even fatal injury, as well as significant property or environmental damage. Gray Tools does not condone or support the abuse or misuse of any product. Gray Tools Canada shall not be liable for any damage or injury due to product failure. This warranty excludes all incidental, special, consequential or punitive damages. Warranty coverage applies to original tool purchaser only. Warranty is not transferable.

Available At:



GRAY TOOLS

The highest standard. Yours.



GRAY TOOLS CANADA INC.

299 ORENDA ROAD, BRAMPTON, ONTARIO, CANADA L6T1E8

TEL: 905.457.3014 • FAX: 905.457.1050

WWW.GRAYTOOLS.COM

PRINTED
IN CANADA

\$6.00